

# FLORIDA STATE FOOTBALL



**2023 SEASON MEDIA GUIDE**





**Jermaine Johnson II**



**Brian Burns**



**Jalen Ramsey**



**Derwin James**



**Xavier Rhodes**



**Cameron Erving**



**EJ Manuel**



**Jameis Winston**

**FIRST ROUND**



**DRAFT PICKS**

1	Jameis Winston	2015	QB	Tampa Bay Buccaneers
3	Andre Wadsworth	1998	DL	Arizona Cardinals
4	Marvin Jones	1993	LB	New York Jets
4	Peter Boulware	1997	DE	Baltimore Ravens
4	Peter Warrick	2000	WR	Cincinnati Bengals
5	Deion Sanders	1989	DB	Atlanta Falcons
5	Terrell Buckley	1992	DB	Green Bay Packers
5	Jalen Ramsey	2016	DB	Jacksonville Jaguars
6	Ron Sellers	1969	SE	Boston Patriots
6	Walter Jones	1997	OT	Seattle Seahawks
6	Corey Simon	2000	DT	Philadelphia Eagles
9	Sammie Smith	1989	RB	Miami Dolphins
9	Emie Sims	2006	LB	Detroit Lions
10	Jamal Reynolds	2001	DE	Green Bay Packers
11	Derrick Alexander	1995	DE	Minnesota Vikings
11	Tra Thomas	1998	OT	Philadelphia Eagles
12	Alphonso Carreker	1984	DE	Green Bay Packers
12	Warrick Dunn	1997	RB	Tampa Bay Buccaneers
12	Christian Ponder	2011	QB	Minnesota Vikings
13	Kameron Wimbley	2006	DE	Cleveland Browns
14	Reinard Wilson	1997	DE	Cincinnati Bengals
14	Brodrick Bunkley	2006	DT	Philadelphia Eagles
15	Lawrence Timmons	2007	LB	Pittsburgh Steelers
16	Travis Johnson	2005	DT	Houston Texans
16	EJ Manuel	2013	QB	Buffalo Bills
16	Brian Burns	2019	DE	Carolina Panthers
17	Sebastian Janikowski	2000	K	Oakland Raiders
17	Derwin James	2018	DB	Los Angeles Chargers
19	Alex Barron	2005	OT	St. Louis Rams
19	Antonio Cromartie	2006	DB	San Diego Chargers
19	Cameron Erving	2015	OL	Cleveland Browns
20	Javon Walker	2002	WR	Green Bay Packers
21	Barry Smith	1973	WR	Green Bay Packers
23	Jessie Hester	1985	WR	Los Angeles Raiders
24	J.T. Thomas	1973	DB	Pittsburgh Steelers
24	Björn Werner	2013	DE	Indianapolis Colts
25	Bobby Butler	1981	DB	Atlanta Falcons
25	Dexter Carter	1990	RB	San Francisco 49ers
25	Xavier Rhodes	2013	DB	Minnesota Vikings
26	Devin Bush	1995	DB	Atlanta Falcons
26	Jermaine Johnson II	2022	DE	New York Jets
28	William Floyd	1994	RB	San Francisco 49ers
28	Derrick Brooks	1995	LB	Tampa Bay Buccaneers
28	Derrick Gibson	2001	DB	Oakland Raiders
28	Kelvin Benjamin	2014	WR	Carolina Panthers
32	Patrick Robinson	2010	DB	New Orleans Saints

# TABLE OF CONTENTS

## MEDIA

Table of Contents/Credits/Quick Facts	1
Media Guidelines/Media Relation Contacts	2
Seminole Sports Network	3
ACC Network	4

## PREVIEW

Team Breakdown	6
2023 Alphabetical/Numerical Roster	7-8
2023 Opponents	9-12
FSU vs. 2023 Opponents	13

## 2023 TEAM

Returners	15-49
Early Enrollees	50-55
Newcomers	56-58

## COACHES

Head Coach Mike Norvell	60-63
Alex Atkins	64-65
Adam Fuller	66-67
John Papuchis	68-69
Randy Shannon	70-71
Chris Thomsen	72-73
Odell Haggins	74-75
Ron Dugans	76-77
David Johnson	78-79
Patrick Surtain Sr.	80-81
Tony Tokarz	82-83
Support Staff	84-87
All-Time Assistant Coaches	88
FSU President Richard McCullough/Board of Trustees	89
Athletics Administration/Seminole Boosters	90

## REVIEW

2022 Game Summaries	92-96
2022 Game Results/Team Statistics	97
2022 Individual Statistics	98
2022 Defensive Statistics	99
2022 Game-by-Game Statistics	100-102
2022 Participation	103
2022 Game-by-Game Starts/Career Starts/Game Highs	104
2022 Game-by-Game FSU Team Statistics	105
2022 Game-by-Game Opponent Team Statistics	106

## HONORS

College Football Hall of Fame	108-110
Florida State Hall of Fame	111
Retired Numbers & Jerseys	112-114
Heisman Trophy	115-116
Thorpe & Butkus Awards	117
Groza Award	118
Lombardi Award & Rimington Trophy	119
O'Brien, Maxwell, Manning & Unitas Awards	120-121
Mackey & Coach of the Year Awards	122
Wuerffel Trophy & Good Works Team	123
Consensus All-Americans	124-129
All-Americans	130-132
Academic All-Americans/NCAA Post-Graduate	133
All-Conference Honorees	134-135
ACC All-Academic Team	136
All-Time Lettermen	137-140
All-Time Jersey Numbers	141-145

## IN THE PROS

Pro Football Hall of Fame	147-148
Seminoles National/Super Bowl Champions	149
Seminoles on NFL Rosters	150
Consensus All-Rookie Selections	151
FSU Pro Bowl Selections	151
FSU Super Bowl Participants	151
NFL Draft History	152-153
FSU All-Time NFL Players	154-156

## RECORDS

FSU All-Time Coaches & Captains	158
Passing Records	159-161
Rushing Records	162-164
Receiving Records	165-167
Total Offense Records	168
Defense Records	169-170
Scoring Records	171
Kicking/Punting Records	172
Punt & Kick Return Records	173
Blocked Kicks and Punt Records	174-176
All-Time Shutouts	177
Year-by-Year Statistics	178-179
FSU vs. All Opponents	180
Homecoming Results	180
Best Performances by Opponents	180
Florida State Series History	181-183
FSU in AP Weekly Poll	184-185
FSU vs. AP Ranked Opponents	185
FSU in All-Time BCS/CFP Weekly Rankings	186
Scoring Margins	187
Year-by-Year Results	188-192
Bowl Game Recaps	193-202

## THIS IS FSU

1993 National Championship	204
1999 National Championship	205
2013 National Championship	206
Bobby Bowden Field at Doak Campbell Stadium	207-208
First-Class Facilities	209
Albert J. Dunlap Athletic Training Facility	210
Sod Cemetery	211
Osceola & Renegade	212
Strength & Conditioning/Performance Nutrition	213
Sports Medicine	214
Brief History of FSU Football	215-216
The Bowden Era	217-218
FSU Football Tradition	219
Nike	220
The ACC	221
The Unconquered People	222



## CREDITS

Editor: Derek Satterfield

Writing, Research & Editing Assistance: Steven McCartney, Christa Salerno, Rob Wilson, Andrew Brady, Bob Perrone, Adam Magarian, Tim Hofmann, Steve Stone, Chuck Walsh, Keaton Laurendine

Covers: Calvin Bridges IV

FSU Photographers: Ryals Lee, Don Juan Moore, Ross Obley, Bill Pearce, Mitch White, Jeff Romance, Jeremy Esbrandt, Mike Olivella, Mike Erdelyi, Susan Erdelyi, Phil Kelly, Ken Lanese, Calvin Bridges IV, Mitchell Miller, Matt Byars, Julia Caterson, Bella de Souza, Ryan Deangelis, Evan Eisenark, Todd Pottensburgh, Kyle Pulek

Other Photography: USA Today Sports Images – Bob Donnan, Phil Ellsworth, Matthew Emmons, Jayne Kamin-Oncea, Kim Klement, Sam Navarro, Kyle Terada, Mark J. Rebilas, Kirby Lee, Jeremy Brevard, Charles LeClaire, Winslow Townson, Brace Hemmelgam, Phillip G. Pavely, David Kohl – Maury Neipris, FSU Photography Services (Bill Lax), Tom Martinez, Steve Gustafason, Scott Price, Vince Brown, The Heisman Trophy Trust (Kelly Kline), Icon Sports Media, The Associated Press, Nell Redmond (The Atlantic Coast Conference), Sara Davis D. (The Atlantic Coast Conference), Chris Watkins (ACC Network), ESPN Sports Marketing, ESPN PR, College Football Hall of Fame, Walter Camp Foundation, The Davey O'Brien Educational and Charitable Trust of Fort Worth, The Allstate Sugar Bowl, Palm Beach County Sports Authority, Wally Porter (Manning Award), The Orange Bowl Committee and Office of Communications, Wuerffel Trophy, NFLPA, NFL, Pro Football Hall of Fame

Media Relations Departments: Atlanta Falcons, Dallas Cowboys, Green Bay Packers, Kansas City Chiefs, Las Vegas Raiders, Los Angeles Chargers, Los Angeles Rams, Miami Dolphins, Minnesota Vikings, New Orleans Saints, New York Giants, New York Jets, Philadelphia Eagles, Pittsburgh Steelers, Seattle Seahawks, Tampa Bay Buccaneers, National Football League

## FLORIDA STATE QUICK FACTS

President	Richard McCullough
Location	Tallahassee, Fla.
Enrollment	44,597
Founded	1851
Symbol	Seminoles
Colors	Garnet and Gold
Conference	ACC
All-Time Record	580-280-17 (.671)
Seasons	76
Bowl Appearances	49
Stadium	Bobby Bowden Field at Doak S. Campbell Stadium
Stadium Capacity	79,560
Surface	Natural Grass
Director of Athletics	Michael Alford
Faculty Athletics Representative	Dr. Mike Brady
Head Coach	Mike Norvell
Record at FSU	18-15 (4th season)
Overall Record	56-30 (8th season)
Offense	Multiple
Defense	4-3
Letterwinners Returning/Lost	41/22
Starters Returning/Lost	15/7
Football Contact	Derek Satterfield
Office Phone	(850) 645-7683
Email	dsatterfield@fsu.edu
Website	Seminoles.com



# MEDIA GUIDELINES

All media who wish to cover FSU athletics will be expected to comply with all the procedures of the University, ACC and FSU Media Relations Office in order to be credentialed. Procedures will be provided in detail at the start of the 2023-24 athletic year and are subject to change at any time.

## INTERVIEWS

Media interviews with all FSU players and coaches **MUST be arranged through the Media Relations Office**. Email Derek Satterfield (dsatterfield@fsu.edu) to arrange interviews with head coach Mike Norvell, assistant coaches, staff and all student-athletes. Please give as much advance notice as possible when requesting interviews.

Players will be available at designated times during the season.

Players' phone numbers will not be given to the media and players should not be called directly or contacted through social media sites to arrange interviews or ask questions.

## HEAD COACH MIKE NORVELL

FSU head coach Mike Norvell will hold his weekly press conference on Mondays during the season. Contact the Media Relations Office or refer to the weekly release for exact times for the press conferences, which will begin during the week of the first game and run throughout the season, as well as additional media opportunities during game weeks.

All interview requests for Coach Norvell are coordinated through the FSU Media Relations Office by emailing Derek Satterfield (dsatterfield@fsu.edu).

## VIDEO SERVICES

Florida State's Sports Information Office has the ability to assist networks and television stations by providing video services through Seminole Productions, Inc. (SPI). Please call Kirby Kander at (850) 644-8036 to arrange for these services. For more information on Seminole Productions, visit [seminoleproductions.fsu.edu](http://seminoleproductions.fsu.edu)

## XOS DIGITAL EXCHANGE

The Florida State Sports Information Office has partnered with XOS Digital in order to provide over-the-air television stations with instantaneous access to video content. The partnership involves the use of the company's Digital Media Xchange Server that will allow television stations to pull down video content year round. The data transfer speed is much faster than a traditional FTP service allowing very large files to be downloaded in just minutes.

The password-protected video FTP site will be hosting Monday press conferences with head coach Mike Norvell as well as post-practice availabilities throughout the week.

If you have an interest in creating an account that gives you access to the video weekly, please email Derek Satterfield (dsatterfield@fsu.edu). If you are looking for access just for a particular game week, please email prior to that game to set up a guest account.



## SOCIAL MEDIA

Florida State Sports Information is making a continued effort in 2023-24 to utilize social media outlets as another way of passing information to our fans and those who cover our programs. FSU Football's twitter account @FSUFootball and Instagram feed @FSUFootball provide updated information and behind-the-scenes news as does the Noles' Facebook page - [facebook.com/FSUFootball](https://facebook.com/FSUFootball).

## CREDENTIAL REQUESTS

All requests for working press, radio, television, photography or scouting credentials should be directed to our online credentialing site located on the [Seminoles.com](http://Seminoles.com) Media Relations page no later than the **Tuesday** before the game. **PHOTOS WILL BE REQUIRED AND MUST BE UPLOADED AT THE TIME YOU REQUEST CREDENTIALS. PHOTO MUST BE IN COLOR AND PROVIDE A CLEAR VIEW OF YOUR FACE.** Requests for the home opener should be made at least two weeks prior to the first game. Space for the working press, radio and television is allocated by the FSU Media Relations Office. Any credential questions can be answered by Assistant Director Christa Salerno (csalerno@fsu.edu).

## INTERNET ACCESS

Internet access is available in the ninth level press box and any additional media work space. Access will be granted through the FSUMedia network. The password will be available on all seat cards and will also be posted throughout the press box. All game day materials, including game notes, media guides and stats, will be made available through [Seminoles.com](http://Seminoles.com).

## RADIO-TV

Florida State will host both home and visiting radio in booths in the press box. The live television broadcast will be working from a mid-field booth on the eighth level (one below working press). Both home and visiting radio will broadcast from booths at the south end of the ninth level.

## TELEPHONES

Telephone service should be secured directly through the Florida State University Office of Telecommunications at (850) 644-4357. The Telecommunications Office can provide both lines and phones. Orders can also be placed on-line at [www.its.fsu.edu](http://www.its.fsu.edu). Please make sure to request phone lines at least three days prior to the game.

## DIGITAL MEDIA

The Digital Media Department is responsible for presenting the Seminoles online. Offices are located on the second floor of the Moore Athletics Center.

The department manages FSU's official site [Seminoles.com](http://Seminoles.com), the official social media platforms for the Seminoles, online stores, auctions, apps, promotional and championship sites.

### SEMINOLES.COM ALSO PROVIDES:

- Live game audio featuring "The Voice of the Seminoles" Jeff Culhane and William Floyd
- Live press conference coverage Mondays and after games
- Live in-game stats
- Unique written and video content aimed at engaging and informing Seminole fans
- Roster, schedules, media guides, game notes and more

## PRIMARY FOOTBALL CONTACTS



### DEREK SATTERFIELD

Senior Associate Communications Director

850-645-7683 (O)  
850-228-7204 (C)  
[dsatterfield@fsu.edu](mailto:dsatterfield@fsu.edu)



### STEVEN MCCARTNEY

Assistant SID

850-644-3920 (O)  
850-322-6711 (C)  
[smccartney@fsu.edu](mailto:smccartney@fsu.edu)



### CHRISTA SALERNO

Assistant SID

850-644-5653 (O)  
850-228-3486 (C)  
[csalerno@fsu.edu](mailto:csalerno@fsu.edu)



### ROB WILSON

Associate Athletics Director/  
Public Relations

850-644-1077 (O)  
850-694-2540 (C)  
[rwilson@fsu.edu](mailto:rwilson@fsu.edu)



**FSUSeminoles | FSUFootball**

**Seminoles | FSUFootball**

**FLStateSeminoles**

**FSUFootball**

### CONTACT US

850-644-1403; FAX 850-644-3820

### MAILING ADDRESS

Florida State Sports Information  
PO Box 2195  
Tallahassee, FL 32316

### SHIPPING ADDRESS

Florida State Sports Information  
403 Stadium Drive, West  
Room D-0107  
Tallahassee, FL 32306

# SEMINOLE SPORTS NETWORK



## CULHANE IN SECOND YEAR AS VOICE OF THE SEMINOLES

Jeff Culhane was named Director of Broadcasting for LEARFIELD's Seminole Sports Properties on June 20, 2022, and is in his second season serving as the voice for Florida State football and men's basketball.

Culhane has more than 20 years of multimedia experience and has extensive experience growing radio networks through adding new affiliates and producing original content, including daily shows, weekly features and podcasts that highlight student-athletes and coaches in each program.



Culhane was the voice of North Dakota State football, men's basketball and baseball from 2016-22. In his role at NDSU, Culhane was the play-by-play announcer for four FCS National Championship Games and two men's basketball NCAA Tournament appearances. He also coordinated affiliate relations for the Bison Radio Network while developing a sports radio station in Fargo and hosting a daily show on the network.

Culhane also gained experience with play-by-play and hosting duties at West Virginia and Nebraska. Prior to his time at Nebraska, Culhane was the play-by-play voice for South Dakota women's basketball and held multiple broadcasting roles throughout the state from 2001-2007.

Culhane resides in Tallahassee with his wife, Sarah, and their sons Alexander and Everett.

The Seminole Sports Network from LEARFIELD brings you all Florida State Football radio broadcasts. LEARFIELD unlocks the value of college sports for fans, brands, universities and conferences through an omnichannel fan engagement platform. The company engages millions of fans with data-driven media, commerce, and experiential solutions, including licensing and multimedia sponsorship management; publishing, radio, digital and social media; ticket sales and professional concessions expertise; branding; campus-wide business and sponsorship development; and venue technology systems. Headquartered in Plano, Texas, LEARFIELD is a longtime advocate for intercollegiate athletics and the student-athlete experience. Since 2008, it has served as title sponsor for the acclaimed LEARFIELD Directors' Cup, supporting athletic departments across all divisions.

Florida State's broadcast crew has historically been one of the nation's best, providing insight and entertainment as well as detailed and expert analysis. Jeff Culhane, the "Voice of the Seminoles", is joined in the booth by national champion and Super Bowl winner William Floyd as the color analyst. Floyd is now in his 15th season broadcasting FSU football games after joining the team in 2008. The former Florida State great is very familiar with the broadcasting world as he has hosted his own radio show in the Bay Area and worked as a reporter and studio analyst for SUN Sports. Sideline reporter Tom Block teams with Culhane and Floyd in providing in-depth analysis during the game. Florida State's game-day broadcasts begin two hours prior to every kickoff.

## 2023 Seminole Radio Network Affiliates

### Football Games & Inside Seminole Football

Please check [Seminole.com](http://Seminole.com) for up-to-date listings

City	Dial	Frequency	Station
Tallahassee	FM	94.9	WTNT
Ft. Walton Beach	AM	1400	WFDM
Jacksonville	AM	690	WOKV
Lakeland	AM	1430	WLKF
Lake City	AM	1340	WDSR
Lake City	FM	95.5	WDSR
Live Oak	FM	106.1	WJZS
Marianna	FM	100.9	WJAO
Melbourne	FM	105.5	WIXC
Melbourne	AM	1060	WIXC
Miami/West Palm Beach	AM	850	WFTL
Orlando	AM	660	WDYZ
Panama City	FM	94.5	WFLF
Pensacola	AM	1620	WNRN
Pensacola	FM	92.3	WNRN
Port St Lucie	AM	1590	WPSL
Tampa	AM	1010	WHFS
Tampa	FM	92.1	WHFS
Bainbridge, Ga.	FM	101.9	WBGE



### INSIDE SEMINOLE FOOTBALL

Inside Seminole Football, which originates live from Coosh's in Collegetown, airs on WTXL ABC 27 on Monday evenings, from 7-8 pm, throughout the FSU football season. Seminole fans have the chance to hear from FSU head coach Mike Norvell and "Voice of the Seminoles" Jeff Culhane reviewing all things Florida State Seminole Football. The audio broadcast airs on the Seminole Sports Network flagship and affiliate network throughout the State of Florida.

### BROADCAST SCHEDULE

Monday, August 28	7 p.m.
Monday, September 11	7 p.m.
Monday, September 18	7 p.m.
Monday, September 25	7 p.m.
Monday, October 2	7 p.m.
Monday, October 9	7 p.m.
Monday, October 16	7 p.m.
Monday, October 23	7 p.m.
Monday, October 30	7 p.m.
Monday, November 6	7 p.m.
Monday, November 13	7 p.m.
Monday, November 20	7 p.m.
Monday, November 27	7 p.m.

# ACC NETWORK

Come to ACC Network for everything you love about ACC Football. It's the traditions, triumphs and rivalries. It's the culture, competition and unrivaled coverage, year-round. It's more than the game. COME FOR IT ALL.

ACC Huddle is the all-day destination for ACC Football providing a mix of expert analysis, humor and fun every Saturday. Each week, the crew travels to the ACC Saturday Primetime game to be a part of game day on campus and get you ready for kickoff. Coverage kicks off in the morning, continues all day between games and concludes with a nightcap show. Plus, ACC Huddle Tailgate travels alongside ACC Huddle each week, bringing games, giveaways, talent appearances and more to campus.

ACC Football kicks off August 31st on ACC Network. Watch all season long on ACCN and streaming live on the ESPN App.





# PREVIEW



# TEAM BREAKDOWN

Basic Offense: Multiple | Basic Defense: 4-3

## LETTERWINNERS

<b>Returning</b>	<b>41</b>
Offense	20
Defense	18
Special Teams	3
<b>Lost</b>	<b>22</b>
Offense	11
Defense	11
Special Teams	0

## STARTERS

<b>Returning</b>	<b>17</b>
Offense	7
Defense	8
Special Teams	2
<b>Lost</b>	<b>7</b>
Offense	4
Defense	3
Special Teams	0

## STARTERS RETURNING (17)

<b>Offense (7)</b>	
QB	Jordan Travis
RB	Trey Benson
RB	Lawrance Toafili
WR	Johnny Wilson
OL	Robert Scott, Jr.
OL	Maurice Smith
OL	D'Mitri Emmanuel
<b>Defense (8)</b>	
DE	Jared Verse
DT	Fabien Lovett
LB	Kalen DeLoach
LB	Tatum Bethune
DB	Kevin Knowles II
DB	Renardo Green
DB	Akeem Dent
DB	Jarrian Jones
<b>Special Teams (2)</b>	
K	Ryan Fitzgerald
P	Alex Mastromanno

## STARTERS LOST (7)

<b>Offense (4)</b>	
WR	Ontaria Wilson
TE	Camren McDonald
OL	Dillan Gibbons
OL	Jazston Turnetine
<b>Defense (3)</b>	
DE	Derrick McLendon II
NT	Robert Cooper
DB	Jammie Robinson
<b>Special Teams (0)</b>	

## RETURNING STATISTICAL LEADERS

RUSHING	G	ATT	YDS	AVG	TD	LG	YPG
Trey Benson	13	154	990	6.4	9	45	76.2
Lawrance Toafili	13	93	457	4.9	5	33	35.2
Jordan Travis	13	82	417	5.1	7	71	32.1

PASSING	G	PE	C-A-INT	PCT.	YDS	TD	YPG
Jordan Travis	13	160.1	226-353-5	64.0	3,214	24	247.2

RECEIVING	G	REC	YDS	AVG	TD	LG	YPG
Johnny Wilson	13	43	897	20.9	5	78	69.0
Kentron Poitier	13	14	283	20.2	4	48	21.8

TACKLES	TOTAL (UA-A)	TFL	SACKS	INT	PBU	FF-FR
Tatum Bethune	84 (43-41)	9.5-29	3.0-14	0	3	0-1
Kalen DeLoach	65 (33-32)	7.5-33	3.0-20	0	7	0-0



## PLAYERS BY STATE/HOMETOWN

### Florida (64)

Coconut Grove: Kentron Poitier; Cooper City: George Sklaventis; Davie: Max Larson; Daytona Beach: Mac Chiumento; Fernandina Beach: Jeremiah Giedrys; Fort Lauderdale: Omar Graham Jr.; Zamari McKenley, Hykeem Williams; Fort Pierce: Gilber Edmond, Vandrevius Jacobs; Gainesville: Donny Hiebert; Havana: Darrell Jackson Jr.; Hollywood: Kevin Knowles II; Jacksonville: Aaron Hester, K.J. Kirkland, Harold Stubbs IV; Key West: Andre' Otto; Kissimmee: Jayden Bradford; Dennis Briggs, Jr.; Lake City: Jaheim Bell, Shyheim Brown; Lake Nona: Carson Pielock; Miami: Danj Altine, Dante Anderson, Julian Armella, Tatum Bethune, Lamont Green Jr., Daniel Lyons, Patrick Payton, Daughtry Richardson, Maurice Smith; Miami Gardens: Emile Aime, Malcolm Ray; Naples: Dylan McNamara, Brandon Torres; Niceville: Azareye'h Thomas; Orlando: Renardo Green; Pace: David Stickler; Pahokee: Akeem Dent; Palm Coast: Ashton Bracewell; Pensacola: Ja'Bril Rawls, Darius

Washington: Port St. Joe: Joshua Farmer; Punta Gorda: Malakai Menzer; Rockledge: LaNard Toney; St. Petersburg: Solomon Lowery Jr.; Deuce Spann, Lawrance Toafili; Sanford: Goldie Lawrence; Sunrise: Conrad Hussey; Tallahassee: Michael Grant, Tyler Keltner, Peyton Naylor, Demetric Stephens; Tamarac: Edwin Joseph; Tampa: Mason Arnold, Dylan Brown, AJ Cottrill, Xavier Perkins, Dwayne Wells Jr.; Titusville: Cazah Holmes; Venice: Thomas Shrader; West Palm Beach: Jordan Travis; Winter Garden: Jaden Floyd

### Georgia (17)

Blairsville: Kyle Morlock; Brunswick: Kanaya Charlton; Columbus: Ashland Barker; Coolidge: Ryan Fitzgerald; Cumming: Ben Ostaszewski; Duluth: DeMarco Ward; Ellenwood: Christian White; LaGrange: Keiondre Jones; Leesburg: Qae'shon Sapp; McDonough: Bryson Estes; Norcross: Vance Nicklaus; Ocilla: DJ Lundy; Savannah: Kalen DeLoach, Winston Wright Jr.;

Smyrna: Grant Fielder; Statesboro: Rodney Hill; Valdosta: Tate Rodemaker  
 Louisiana (7)  
 Houma: Ja'Khi Douglas; Kaplan: CJ Campbell Jr.; Kenner: Greedy Vance Jr.; New Orleans: Bless Harris, Destyn Hill; Opelousas: Keon Coleman; Port Sulphur: Byron Turner Jr.  
 California (4)  
 Inland Empire: AJ Duffy; Ojai: Casey Roddick; Pacoima: Johnny Wilson; Ripon: Blake Nichelson  
 Mississippi (4)  
 Greenville: Trey Benson; Magee: Jarrian Jones; Meridian: Quindarrius Jones; Vicksburg: Fabien Lovett

Tennessee (4)  
 Brownsville: Markeston Douglas, Darion Williamson; Covington: Brock Glenn; Memphis: Preston Daniel  
 Texas (4)  
 Austin: Jeremiah Byers; Dallas: Dylan Brown-Turner; Duncanville: Jaylen Early; Fort Worth: Jerrale Powers

South Carolina (3)  
 Blythewood: Joshua Burrell; Charleston: Samuel Singleton Jr.; Rock Hill: Fentrell Cypress II  
 Alabama (2)  
 Huntsville: Jackson West; Montgomery: Jaden Jones  
 North Carolina (2)  
 Charlotte: D'Mitri Emmanuel; New Bern: KJ Sampson  
 Ohio (2)  
 Dayton: Jared Verse; Delaware: James Rosenberry Jr.  
 Arkansas (1)  
 Conway: Robert Scott Jr.  
 Indiana (1)  
 Michigan City: Braden Fiske  
 Maryland (1)  
 Baltimore: Ayobami Tifase  
 New York (1)  
 Islip: Liam McCormick  
 Pennsylvania (1)  
 Quakertown: Jimmy Casey  
 Virginia (1)  
 Ashburn: Brian Courtney  
 Australia (1)  
 Melbourne: Alex Mastromanno  
 Sweden (1)  
 Stockholm: Lucas Simmons



# 2023 NUMERICAL ROSTER

## ALPHABETICAL ROSTER

NO	NAME	POS
58	Emile Aime	LB
43	Danj Altine	DB
96	Dante Anderson	DL
72	Julian Armella	OL
61	Mason Arnold	LS
27	Ashland Barker	DB
6	Jaheim Bell	TE
3	Trey Benson	RB
15	Tatum Bethune	LB
46	Ashton Bracewell	LB
48	Jayden Bradford	DB
6	Dennis Briggs Jr.	DL
97	Dylan Brown	DL
35	Dylan Brown-Turner	LB
38	Shyheim Brown	DB
81	Joshua Burrell	ATH
63	Jeremiah Byers	OL
22	CJ Campbell Jr.	RB
47	Jimmy Casey	TE
69	Kanaya Charlton	OL
43	Mac Chiumento	P
4	Keon Coleman	WR
41	AJ Cottrill	LB
40	Brian Courtney	LB/TE
23	Fentrell Cypress II	DB
45	Preston Daniel	TE
4	Kalen DeLoach	LB
1	Akeem Dent	DB
0	Ja'Khi Douglas	WR
85	Markeston Douglas	TE
10	AJ Duffy	QB
54	Jaylen Early	OL
19	Gilber Edmond	DL
71	D'Mitri Emmanuel	OL
77	Bryson Estes	OL
44	Joshua Farmer	DL
98	Grant Fielder	DL
55	Braden Fiske	DL
88	Ryan Fitzgerald	K
39	Jaden Floyd	DB
32	Jeremiah Giedrys	WR
11	Brock Glenn	QB
36	Omar Graham Jr.	LB
12	Michael Grant	QB
45	Lamont Green Jr.	DL
8	Renardo Green	DB
58	Bless Harris	OL
57	Aaron Hester	DL
47	Donny Hiebert	DB
7	Destyn Hill	WR
29	Rodney Hill	RB
26	Caziah Holmes	RB
12	Conrad Hussey	DB
14	Darrell Jackson Jr.	DL
19	Vandrevius Jacobs	WR
22	Jaden Jones	DL
7	Jarrian Jones	DB
75	Keiondre Jones	OL
16	Quindarius Jones	DB
13	Edwin Joseph	DB

No	Name	Position	Height	Weight	Class	Hometown/High School/Previous School
0	Ja'Khi Douglas	WR	5-9	189	r-JR	Houma, La./Terrebonne
0	Fabien Lovett	DL	6-4	318	r-SR	Vicksburg, Miss./Olive Branch/Mississippi St.
1	Akeem Dent	DB	6-1	191	r-SR	Pahokee, Fla./Palm Beach Central
1	Winston Wright Jr.	WR	5-10	191	r-SR	Savannah, Ga./Memorial Day School/West Virginia
3	Trey Benson	RB	6-1	223	r-JR	Greenville, Miss./St. Joseph Catholic/Oregon
3	Kevin Knowles II	DB	5-11	187	JR	Hollywood, Fla./McArthur
4	Kalen DeLoach	LB	6-1	212	r-SR	Savannah, Ga./Islands
4	Keon Coleman	WR	6-4	215	JR	Opelousas, La./Opelousas Catholic/Michigan State
5	Deuce Spann	WR	6-4	207	r-JR	St. Petersburg, Fla./Lakewood/Illinois
5	Jared Verse	DL	6-4	260	r-JR	Dayton, Ohio/Central Columbia (Pa.)/Albany
6	Jaheim Bell	TE	6-3	239	r-JR	Lake City, Fla./Valdosta (Ga.)/South Carolina
6	Dennis Briggs Jr.	DL	6-4	290	r-SR	Kissimmee, Fla./Gateway
7	Destyn Hill	WR	6-0	193	FR	New Orleans, La./Enda Karr
7	Jarrian Jones	DB	6-0	191	r-SR	Magee, Miss./Northwest Rankin/Mississippi St.
8	Renardo Green	DB	6-0	186	r-SR	Orlando, Fla./Wekiva
8	Hykeem Williams	WR	6-2	208	FR	Fort Lauderdale, Fla./Stranahan
9	Lawrance Toafili	RB	6-0	188	r-JR	St. Petersburg, Fla./Pinellas Park
10	AJ Duffy	QB	6-2	217	r-FR	Inland Empire, Calif./Rancho Verde
10	DJ Lundy	LB	6-1	244	r-JR	Ocala, Ga./Irwin County
11	Brock Glenn	QB	6-2	213	FR	Covington, Tenn./Lausanne Collegiate School
11	Patrick Payton	DL	6-5	239	r-SO	Miami, Fla./Miami Northwestern
12	Michael Grant	QB	6-3	201	FR	Tallahassee, Fla./Maclay
12	Conrad Hussey	DB	6-0	195	FR	Sunrise, Fla./St. Thomas Aquinas
13	Edwin Joseph	DB	6-0	190	FR	Tamarac, Fla./Chaminade-Madonna Prep
13	Jordan Travis	QB	6-1	212	r-SR	West Palm Beach, Fla./The Benjamin School/Louisville
14	Johnny Wilson	WR	6-7	237	r-JR	Pacoima, Calif./Calabasas/Arizona State
14	Darrell Jackson Jr.	DL	6-5	334	JR	Havana, Fla./Gadsden County/Miami
15	Tatum Bethune	LB	6-1	230	r-SR	Miami, Fla./Miami Central/UCF
16	Dylan McNamara	QB	6-2	218	r-FR	Naples, Fla./Barron Collier
16	Quindarius Jones	DB	6-2	191	FR	Meridian, Miss./Meridian
18	Blake Nichelson	LB	6-3	215	FR	Ripon, Calif./Manteca
18	Tate Rodemaker	QB	6-4	196	r-JR	Valdosta, Ga./Valdosta
19	Gilber Edmond	DL	6-4	257	r-JR	Fort Pierce, Fla./Westwood/South Carolina
19	Vandrevius Jacobs	WR	6-0	175	FR	Fort Pierce, Fla./Vero Beach
20	Azareye'h Thomas	DB	6-2	194	SO	Niceville, Fla./Niceville
21	Greedy Vance Jr.	DB	5-11	170	r-JR	Kenner, La./Edna Karr/Louisville
21	Darion Williamson	WR	6-3	204	r-JR	Brownsville, Tenn./Haywood
22	CJ Campbell Jr.	RB	5-9	196	r-SO	Kaplan, La./Bay (Fla.)
22	Jaden Jones	DL	6-5	252	r-SO	Montgomery, Ala./Park Crossing/Hutchinson (Kan.) CC
23	Fentrell Cypress II	DB	6-0	187	r-JR	Rock Hill, S.C./Northwestern/Virginia
24	K.J. Kirkland	DB	6-1	197	FR	Jacksonville, Fla./Raines
26	Caziah Holmes	RB	5-11	208	r-JR	Titusville, Fla./Cocoa/Penn State
26	Dwayne Wells Jr.	DB	6-1	201	r-SR	Tampa, Fla./Armwood/Coffeyville CC (Kan.)
27	Ashland Barker	DB	6-3	206	r-FR	Columbus, Ga./Northside/Iowa Western CC
28	Samuel Singleton Jr.	RB	5-11	188	FR	Charleston, S.C./Fleming Island (Fla.)
29	Rodney Hill	RB	5-10	190	r-FR	Statesboro, Ga./Bulloch Academy
29	Alex Mastromanno	P	6-1	235	r-JR	Melbourne, Australia/Brighton Grammar
30	Ja'Bril Rawls	DB	6-1	170	FR	Pensacola, Fla./Pensacola Catholic
31	Solomon Lowery Jr.	WR	6-3	192	FR	St. Petersburg, Fla./Lakewood
31	DeMarco Ward	LB	6-1	227	FR	Duluth, Ga./Duluth
32	Jeremiah Giedrys	WR	6-1	201	r-JR	Fernandina Beach, Fla./Fernandina Beach
33	Demetric Stephens	RB	5-11	205	FR	Tallahassee, Fla./Lincoln
35	Dylan Brown-Turner	LB	6-1	210	FR	Dallas, Texas/South Oak Cliff
36	Omar Graham Jr.	LB	6-1	225	r-FR	Fort Lauderdale, Fla./Stranahan
37	Christian White	DB	5-11	177	r-FR	Ellenwood, Ga./Eagle's Landing Christian Academy
38	Shyheim Brown	DB	6-2	205	r-SO	Lake City, Fla./Columbia
39	Jaden Floyd	DB	5-11	197	r-SO	Winter Garden, Fla./West Orange
39	Vance Nicklaus	TE	6-5	240	r-SO	Norcross, Ga./Wesleyan School
40	Brian Courtney	LB/TE	6-3	238	SO	Ashburn, Va./Independence
41	AJ Cottrill	LB	6-0	222	r-FR	Tampa, Fla./Jesusuit
42	Harold Stubbs IV	DB	5-11	173	r-FR	Jacksonville, Fla./Oakleaf
43	Danj Altine	DB	5-9	190	r-SR	Miami, Fla./Miami Killian
43	Mac Chiumento	P	6-4	219	r-FR	Daytona Beach, Fla./Seabreeze
44	Joshua Farmer	DL	6-3	311	r-SO	Port St. Joe, Fla./Gadsden County
45	Preston Daniel	TE	6-4	236	r-JR	Memphis, Tenn./Evangelical Christian
45	Lamont Green Jr.	DL	6-3	223	FR	Miami, Fla./Gulliver Prep

# 2023 NUMERICAL ROSTER

No	Name	Position	Height	Weight	Class	Hometown/High School/Previous School
46	Ashton Bracewell	LB	6-3	227	FR	Palm Coast, Fla./Flagler-Palm Coast
47	Jimmy Casey	TE	6-7	237	r-FR	Quakertown, Pa./The Peddie School
47	Donny Hiebert	DB	6-2	196	FR	Gainesville, Fla./Buchholz
48	Jayden Bradford	DB	6-0	172	FR	Kissimmee, Fla./Osceola
48	Jackson West	TE	6-4	244	r-SO	Huntsville, Ala./Huntsville
49	James Rosenberry Jr.	LS	6-0	230	r-SR	Delaware, Ohio/Olentangy/Maryland
52	Robert Scott Jr.	OL	6-5	313	r-JR	Conway, Ark./Conway
53	Maurice Smith	OL	6-3	296	r-JR	Miami, Fla./Miami Central
53	Brandon Torres	LB	6-1	225	FR	Naples, Fla./Barron Collier
54	Jaylen Early	OL	6-4	299	r-FR	Duncanville, Texas/Duncanville
54	Byron Turner Jr.	DL	6-4	244	r-SO	Port Sulphur, La./St. Augustine
55	Braden Fiske	DL	6-5	297	r-SR	Michigan City, Ind./Michigan City/Western Michigan
55	Qae'shon Sapp	OL	6-4	325	r-FR	Leesburg, Ga./Lee County
56	KJ Sampson	DL	6-3	304	FR	New Bern, N.C./New Bern
57	Aaron Hester	DL	6-2	241	r-FR	Jacksonville, Fla./Fletcher
58	Emile Aime	LB	5-9	220	r-SO	Miami Gardens, Fla./University School
58	Bless Harris	OL	6-5	326	r-SR	New Orleans, La./St. Augustine/Lamar
60	Peyton Naylor	LS	5-10	191	FR	Tallahassee, Fla./Maclay
61	Mason Arnold	LS	6-0	215	r-SO	Tampa, Fla./Carrollwood/Ohio State
63	Jeremiah Byers	OL	6-4	325	r-JR	Austin, Texas/L.C. Anderson/UTEP
64	David Stickle	OL	6-3	285	r-JR	Pace, Fla./Pace
65	Andre' Otto	OL	6-5	326	FR	Key West, Fla./Key West
66	Ben Ostaszewski	OL	6-3	291	r-JR	Cumming, Ga./North Forsyth
67	Thomas Shrader	OL	6-5	295	r-JR	Venice, Fla./Venice
68	LaNard Toney	OL	6-0	306	r-FR	Rockledge, Fla./Cocoa
69	Kanaya Charlton	OL	6-5	338	r-FR	Brunswick, Ga./Brunswick
70	Casey Roddick	OL	6-4	309	r-SR	Ojai, Calif./St. Bonaventure/Colorado
71	D'Mitri Emmanuel	OL	6-2	309	r-SR	Charlotte, N.C./Marvin Ridge/Charlotte
72	Julian Armella	OL	6-6	320	r-FR	Miami, Fla./St. Thomas Aquinas
75	Keiondre Jones	OL	6-3	332	r-JR	LaGrange, Ga./Callaway/Auburn
76	Darius Washington	OL	6-4	306	r-JR	Pensacola, Fla./West Florida
77	Bryson Estes	OL	6-3	300	r-SO	McDonough, Ga./Eagle's Landing Christian Academy
78	Daughtry Richardson	OL	6-5	316	r-FR	Miami, Fla./Miami Central
79	Lucas Simmons	OL	6-8	313	FR	Stockholm, Sweden/Clearwater Academy Int'l (Fla.)
80	Goldie Lawrence	WR	6-0	193	FR	Sanford, Fla./Seminole
81	Joshua Burrell	ATH	6-2	216	r-SO	Blythewood, S.C./Blythewood
82	Carson Pielock	WR	6-1	192	r-FR	Lake Nona, Fla./Lake Nona
83	Zamari McKenley	WR	5-10	167	FR	Fort Lauderdale, Fla./Stranahan
84	Kyle Morlock	TE	6-6	239	r-JR	Blairsville, Ga./Union County/Shorter
85	Markeston Douglas	TE	6-4	285	r-JR	Brownsville, Tenn./Haywood
88	Ryan Fitzgerald	K	6-1	198	r-JR	Coolidge, Ga./Colquitt County
88	Kentron Poitier	WR	6-3	205	r-JR	Coconut Grove, Fla./Miami Palmetto
89	Xavier Perkins	DL	6-4	245	FR	Tampa, Fla./Berkeley Prep
89	Jerrale Powers	TE	6-4	236	r-FR	Fort Worth, Texas/Duncanville
91	Ayobami Tifase	DL	6-4	299	r-FR	Baltimore, Md./Concordia Prep
92	Liam McCormick	DL	6-3	283	r-SO	Islip, N.Y./IMG Academy (Fla.)
93	Malakai Menzer	DL	6-1	247	r-JR	Punta Gorda, Fla./Charlotte
94	George Sklaventitis	DL	6-2	242	r-FR	Cooper City, Fla./Chaminade-Madonna
95	Daniel Lyons	DL	6-4	288	r-FR	Miami, Fla./Homestead Senior
96	Dante Anderson	DL	6-3	240	r-FR	Miami, Fla./Homestead Senior
97	Dylan Brown	DL	6-2	335	r-SR	Tampa, Fla./The Hotchkiss School (Conn.)/Rhode Island
98	Grant Fielder	DL	6-2	235	FR	Smyrna, Ga./Campbell
98	Tyler Keltner	K	5-11	188	r-SR	Tallahassee, Fla./Chiles/ETSU
99	Max Larson	K	6-0	196	r-SO	Davie, Fla./St. Thomas Aquinas
99	Malcolm Ray	DL	6-2	292	r-JR	Miami Gardens, Fla./Miami Carol City

NO	NAME	POS
98	Tyler Keltner	K
24	K.J. Kirkland	DB
3	Kevin Knowles II	DB
99	Max Larson	K
80	Goldie Lawrence	WR
31	Solomon Lowery Jr.	WR
0	Fabien Lovett	DL
10	DJ Lundy	LB
95	Daniel Lyons	DL
29	Alex Mastromanno	P
92	Liam McCormick	DL
83	Zamari McKenley	WR
16	Dylan McNamara	QB
93	Malakai Menzer	DL
84	Kyle Morlock	TE
60	Peyton Naylor	LS
18	Blake Nichelson	LB
39	Vance Nicklaus	TE
66	Ben Ostaszewski	OL
65	Andre' Otto	OL
11	Patrick Payton	DL
89	Xavier Perkins	DL
82	Carson Pielock	WR
88	Kentron Poitier	WR
89	Jerrale Powers	TE
30	Ja'Bril Rawls	DB
99	Malcolm Ray	DL
78	Daughtry Richardson	OL
70	Casey Roddick	OL
18	Tate Rodemaker	QB
49	James Rosenberry Jr.	LS
56	KJ Sampson	DL
55	Qae'shon Sapp	OL
52	Robert Scott Jr.	OL
67	Thomas Shrader	OL
79	Lucas Simmons	OL
28	Samuel Singleton Jr.	RB
94	George Sklaventitis	DL
53	Maurice Smith	OL
5	Deuce Spann	WR
33	Demetric Stephens	RB
64	David Stickle	OL
42	Harold Stubbs IV	DB
20	Azareye'h Thomas	DB
91	Ayobami Tifase	DL
9	Lawrance Toafili	RB
68	LaNard Toney	OL
53	Brandon Torres	LB
13	Jordan Travis	QB
54	Byron Turner Jr.	DL
21	Greedy Vance Jr.	DB
5	Jared Verse	DL
31	DeMarco Ward	LB
76	Darius Washington	OL
26	Dwayne Wells Jr.	DB
48	Jackson West	TE
37	Christian White	DB
8	Hykeem Williams	WR
21	Darion Williamson	WR
14	Johnny Wilson	WR
1	Winston Wright Jr.	WR

## PRONUNCIATION GUIDE

<b>EMILE AIME</b>	EE-mil Aim	<b>Bryson ESTES</b>	Ess-teez	<b>Kentron POITIER</b>	Por-teer
<b>DANJ ALTINE</b>	Don-Jay ALL-tih-nay	<b>Braden FISKE</b>	FISK	<b>Tate RODEMAKER</b>	ROD-uh-maker
<b>JAHEIM Bell</b>	jah-HEEM	<b>Jeremiah GIEDRYS</b>	Ghee-dris	<b>George SKLAVENITIS</b>	Skle-vuh-nee-tees
<b>Joshua BURRELL</b>	Burr-l	<b>Donny HIBERT</b>	Hee-ber	<b>AZAREYE'H Thomas</b>	uh-ZAR-ee-yay
<b>KANAYA Charlton</b>	kuh-NIE-uh	<b>VANDREVIUS Jacobs</b>	van-DRE-vee-us	<b>AYOBAMI TIFASE</b>	Eye-O-bah-mee Te-fa-say
<b>Mac CHIUMENTO</b>	Shuh-men-toe	<b>JARRIAN Jones</b>	JAR-ee-un	<b>LAWRANCE TOAFILI</b>	Toe-uh-fill-ee
<b>FENTRELL Cypress II</b>	fen-TRELL	<b>QUINDARRIUS Jones</b>	QUIN-dare-ee-us	<b>HYKEEM Williams</b>	HI-keem
<b>JA'KHI Douglas</b>	juh-Ki	<b>Kevin KNOWLES II</b>	NOLES	<b>DARION Williamson</b>	DARE-ee-on
<b>MARKESTON Douglas</b>	Mar-KEE-ston	<b>Alex MASTROMANNO</b>	mas-truh-MAHN-oh		

MEDIA

PREVIEW

TEAM

COACHES

REVIEW

HONORS

PROS

RECORDS

FSU

## 2023 OPPONENTS



### GAME 1 LSU

Sunday, September 3, 2023  
Orlando, Fla.

Location:	Baton Rouge, Louisiana
Stadium/Capacity:	Tiger Stadium/102,321
Surface:	Natural Grass
Enrollment:	35,788
Colors:	Purple & Gold
Nickname:	Tigers
Athletics Director:	Scott Woodward
Conference:	Southeastern
2022 Record:	10-4
2022 Conference Record/Finish:	6-2/1st (SEC West)
2022 Bowl:	Citrus Bowl vs. Purdue
Football Contact:	Michael Bonnette
Email:	mbonnet@lsu.edu
Website:	lsusports.net
Head Coach:	Brian Kelly
Record at LSU:	10-4 (2nd season)
Overall Record:	294-101-2 (33rd season)
Offensive Scheme:	Multiple
Defensive Scheme:	Multiple
Letterwinners Returning/Lost:	35/25
Starters Returning/Lost:	12/10

### 2022 RESULTS

Opponent	Score
vs. Florida State <sup>\$</sup>	L, 23-24
Southern	W, 65-17
Mississippi State	W, 31-16
New Mexico	W, 38-0
at Auburn	W, 21-17
Tennessee	L, 13-40
at Florida	W, 45-35
Ole Miss	W, 45-20
Alabama	W, 32-31 (OT)
at Arkansas	W, 13-10
UAB	W, 41-10
at Texas A&M	L, 23-38
vs. Georgia <sup>^</sup>	L, 30-50
vs. Purdue <sup>*</sup>	W, 63-7

<sup>\$</sup>-New Orleans, La. (Allstate Louisiana Kickoff)


<sup>^</sup>-Atlanta, Ga. (SEC Championship Game)

<sup>\*</sup>-Orlando, Fla. (Citrus Bowl)

### 2023 SCHEDULE

Date	Opponent
Sept. 3	vs. Florida State <sup>\$</sup>
Sept. 9	Grambling State
Sept. 16	at Mississippi State
Sept. 23	Arkansas
Sept. 30	at Ole Miss
Oct. 7	at Missouri
Oct. 14	Auburn
Oct. 21	Army
Nov. 4	at Alabama
Nov. 11	Florida
Nov. 18	Georgia State
Nov. 25	Texas A&M

<sup>\$</sup>-Orlando, Fla. (Camping World Kickoff)



### GAME 2 SOUTHERN MISS

Saturday, September 9, 2023  
Tallahassee, Fla.

Location:	Hattiesburg, Mississippi
Stadium/Capacity:	M.M. Roberts Stadium/36,000
Surface:	Matrix
Enrollment:	14,000
Colors:	Black & Gold
Nickname:	Golden Eagles
Athletics Director:	Jeremy McClain
Conference:	Sun Belt
2022 Record:	7-6
2022 Conference Record/Finish:	4-4/3rd (SBC West)
2022 Bowl:	LendingTree Bowl vs. Rice
Football Contact:	Jack Duggan
Email:	jack.duggan@usm.edu
Website:	southernmiss.com
Head Coach:	Will Hall
Record at Southern Miss:	10-15 (3rd season)
Overall Record:	66-35 (9th season)
Offensive Scheme:	Multiple
Defensive Scheme:	Multiple
Letterwinners Returning/Lost:	33/15
Starters Returning/Lost:	15/13

### 2022 RESULTS

Opponent	Score
Liberty	L, 27-29 (4OT)
at Miami	L, 7-30
Northwestern State	W, 64-10
at Tulane	W, 27-24
at Troy	L, 10-27
Arkansas State	W, 20-19
at Texas State	W, 20-14
Louisiana	W, 39-24
Georgia State	L, 14-42
at Coastal Carolina	L, 23-26
South Alabama	L, 20-27
at ULM	W, 20-10
vs. Rice <sup>*</sup>	W, 38-24

<sup>\*</sup>-Mobile, Ala. (LendingTree Bowl)

### 2023 SCHEDULE

Date	Opponent
Sept. 2	Alcorn State
Sept. 9	at Florida State
Sept. 16	Tulane
Sept. 23	at Arkansas State
Sept. 30	Texas State
Oct. 7	Old Dominion
Oct. 17	at South Alabama
Oct. 28	at Appalachian State
Nov. 4	ULM
Nov. 9	at Louisiana
Nov. 18	at Mississippi State
Nov. 25	Troy

<sup>\*</sup>New Orleans, La.



### GAME 3 BOSTON COLLEGE

Saturday, September 16, 2023  
Chestnut Hill, Mass.

Location:	Chestnut Hill, Massachusetts
Stadium/Capacity:	Alumni Stadium/44,500
Surface:	Astro Turf
Enrollment:	15,075
Colors:	Maroon & Gold
Nickname:	Eagles
Athletics Director:	Blake James
Conference:	Atlantic Coast
2022 Record:	3-9
2022 Conference Record/Finish:	2-6/7th (ACC Atlantic)
Football Contact:	Brendan Flynn
Email:	flynnhu@bc.edu
Website:	bceagles.com
Head Coach:	Jeff Hatley
Record at Boston College:	15-20 (4th season)
Overall Record:	15-20 (4th season)
Offensive Scheme:	Pro Style
Defensive Scheme:	Multiple
Letterwinners Returning/Lost:	51/16
Starters Returning/Lost:	17/10

### 2022 RESULTS

Opponent	Score
Rutgers	L, 21-22
at Virginia Tech	L, 10-27
Maine	W, 38-17
at Florida State	L, 14-44
Louisville	W, 34-33
Clemson	L, 3-31
at Wake Forest	L, 15-43
at UConn	L, 3-13
Duke	L, 31-38
at NC State	W, 21-20
at Notre Dame	L, 0-44
Syracuse	L, 23-32

### 2023 SCHEDULE

Date	Opponent
Sept. 2	Northern Illinois
Sept. 9	Holy Cross
Sept. 16	Florida State
Sept. 23	at Louisville
Sept. 30	Virginia
Oct. 7	at Army
Oct. 21	at Georgia Tech
Oct. 28	UConn
Nov. 3	at Syracuse
Nov. 11	Virginia Tech
Nov. 18	at Pitt
Nov. 24	Miami



### GAME 4 CLEMSON

Saturday, September 23, 2023  
Clemson, S.C.

Location:	Clemson, South Carolina
Stadium/Capacity:	Memorial Stadium/81,500
Surface:	Natural Grass
Enrollment:	28,466
Colors:	Tiger Orange & Regalia
Nickname:	Tigers
Athletics Director:	Graham Neff
Conference:	Atlantic Coast
2022 Record:	11-3
2022 Conference Record/Finish:	8-0/1st (ACC Atlantic)
2022 Bowl:	Orange Bowl vs. Tennessee
Football Contact:	Ross Taylor
Email:	rt5@clemsontigers.com
Website:	clemsontigers.com
Head Coach:	Dabo Swinney
Record at Clemson:	161-39 (16th season)
Overall Record:	161-39 (16th season)
Offensive Scheme:	Spread
Defensive Scheme:	4-3
Letterwinners Returning/Lost:	50/29
Starters Returning/Lost:	15/7

#### 2022 RESULTS

Opponent	Score
vs. Georgia Tech <sup>§</sup>	W, 41-10
Furman	W, 35-12
Louisiana Tech	W, 48-20
at Wake Forest	W, 51-45 (2OT)
NC State	W, 30-20
at Boston College	W, 31-3
at Florida State	W, 34-28
Syracuse	W, 27-21
at Notre Dame	L, 14-35
Louisville	W, 31-16
Miami	W, 40-10
South Carolina	L, 30-31
vs. North Carolina <sup>^</sup>	W, 39-10
vs. Tennessee <sup>*</sup>	L, 14-31

<sup>§</sup>-Atlanta, Ga. (Chick-fil-A Kickoff Game)  
<sup>^</sup>-Charlotte, N.C. (ACC Championship Game)  
<sup>\*</sup>-Miami Gardens, Fla. (Orange Bowl)

#### 2023 SCHEDULE

Date	Opponent
Sept. 4	at Duke
Sept. 9	Charleston Southern
Sept. 16	Florida Atlantic
Sept. 23	Florida State
Sept. 30	at Syracuse
Oct. 7	Wake Forest
Oct. 21	at Miami
Oct. 28	at NC State
Nov. 4	Notre Dame
Nov. 11	Georgia Tech
Nov. 18	North Carolina
Nov. 25	at South Carolina

## 2023 OPPONENTS



### GAME 5 VIRGINIA TECH

Saturday, October 7, 2023  
Tallahassee, Fla.

Location:	Blacksburg, Virginia
Stadium/Capacity:	Lane Stadium/65,632
Surface:	Natural Grass
Enrollment:	37,279
Colors:	Chicago Maroon & Burnt Orange
Nickname:	Hokies
Athletics Director:	Whit Babcock
Conference:	Atlantic Coast
2022 Record:	3-8
2022 Conference Record/Finish:	1-6/6th (ACC Coastal)
Football Contact:	Travis Wells
Email:	twells@vt.edu
Website:	hokiesports.com
Head Coach:	Brent Pry
Record at Virginia Tech:	3-8 (2nd season)
Overall Record:	3-8 (2nd season)
Offensive Scheme:	Multiple
Defensive Scheme:	Multiple 4-3
Letterwinners Returning/Lost:	41/22
Starters Returning/Lost:	17/9

#### 2022 RESULTS

Opponent	Score
at Old Dominion	L, 17-20
Boston College	W, 27-10
Wofford	W, 27-7
West Virginia	L, 10-33
at North Carolina	L, 10-41
at Pitt	L, 29-45
Miami	L, 14-20
at NC State	L, 21-22
Georgia Tech	L, 27-28
at Duke	L, 7-24
Liberty	W, 23-22

#### 2023 SCHEDULE

Date	Opponent
Sept. 2	Old Dominion
Sept. 9	Purdue
Sept. 16	at Rutgers
Sept. 23	at Marshall
Sept. 30	Pitt
Oct. 7	at Florida State
Oct. 14	Wake Forest
Oct. 26	Syracuse
Nov. 4	at Louisville
Nov. 11	at Boston College
Nov. 18	NC State
Nov. 25	at Virginia



### GAME 6 SYRACUSE

Saturday, October 14, 2023  
Tallahassee, Fla.

Location:	Syracuse, New York
Stadium/Capacity:	JMA Wireless Dome/49,057
Surface:	Field Turf
Enrollment:	21,772
Colors:	Orange
Nickname:	Orange
Athletics Director:	John Wildhack
Conference:	Atlantic Coast
2022 Record:	7-6
2022 Conference Record/Finish:	4-4/3rd (ACC Atlantic)
2022 Bowl:	Pinstripe Bowl vs. Minnesota
Football Contact:	Tyler Cady
Email:	tpcady@syr.edu
Website:	cuse.com
Head Coach:	Dino Babers
Record at Syracuse:	36-49 (8th season)
Overall Record:	73-65 (8th season)
Offensive Scheme:	Spread
Defensive Scheme:	3-3-5/Multiple
Letterwinners Returning/Lost:	56/21
Starters Returning/Lost:	13/9

#### 2022 RESULTS

Opponent	Score
Louisville	W, 31-7
at UConn	W, 48-14
Purdue	W, 32-29
Virginia	W, 22-20
Wagner	W, 59-0
NC State	W, 24-9
at Clemson	L, 21-27
Notre Dame	L, 24-41
at Pitt	L, 9-19
Florida State	L, 3-38
at Wake Forest	L, 35-45
at Boston College	W, 32-23
vs. Minnesota <sup>*</sup>	L, 20-28

<sup>\*</sup>-Bronx, N.Y. (Pinstripe Bowl)

#### 2023 SCHEDULE

Date	Opponent
Sept. 2	Colgate
Sept. 9	Western Michigan
Sept. 16	at Purdue
Sept. 23	Army
Sept. 30	Clemson
Oct. 7	at North Carolina
Oct. 14	at Florida State
Oct. 26	at Virginia Tech
Nov. 3	Boston College
Nov. 11	vs. Pitt <sup>§</sup>
Nov. 18	at Georgia Tech
Nov. 25	Wake Forest

<sup>§</sup>-Bronx, N.Y.



### GAME 7 DUKE

Saturday, October 21, 2023  
Tallahassee, Fla.

Location:	Durham, North Carolina
Stadium/Capacity:	Wallace Wade Stadium/40,004
Surface:	Natural Grass
Enrollment:	6,789
Colors:	Duke Blue & White
Nickname:	Blue Devils
Athletics Director:	Nina King
Conference:	Atlantic Coast
2022 Record:	9-4
2022 Conference Record/Finish:	5-3/2nd (ACC Coastal)
2022 Bowl:	Military Bowl vs. UCF
Football Contact:	Kat Castner
Email:	Kat.Castner@duke.edu
Website:	goduke.com
Head Coach:	Mike Elko
Record at Duke:	9-4 (2nd season)
Overall Record:	9-4 (2nd season)
Offensive Scheme:	Multiple
Defensive Scheme:	4-2-5
Letterwinners Returning/Lost:	37/29
Starters Returning/Lost:	18/7

#### 2022 RESULTS

Opponent	Score
Temple	W, 30-0
at Northwestern	W, 31-23
North Carolina A&T	W, 49-20
at Kansas	L, 27-35
Virginia	W, 38-17
at Georgia Tech	L, 20-23 (OT)
North Carolina	L, 35-38
at Miami	W, 45-21
at Boston College	W, 38-31
Virginia Tech	W, 24-7
at Pitt	L, 26-28
Wake Forest	W, 34-31
vs. UCF*	W, 30-13

\*-Annapolis, Md. (Military Bowl)

#### 2023 SCHEDULE

Date	Opponent
Sept. 4	Clemson
Sept. 9	Lafayette
Sept. 16	Northwestern
Sept. 23	at UConn
Sept. 30	Notre Dame
Oct. 14	NC State
Oct. 21	at Florida State
Oct. 28	at Louisville
Nov. 2	Wake Forest
Nov. 11	at North Carolina
Nov. 18	at Virginia
Nov. 25	Pitt

## 2023 OPPONENTS



### GAME 8 WAKE FOREST

Saturday, October 28, 2023  
Winston-Salem, N.C.

Location:	Winston-Salem, North Carolina
Stadium/Capacity:	Allegacy Stadium/31,500
Surface:	Field Turf
Enrollment:	5,441
Colors:	Old Gold & Black
Nickname:	Demon Deacons
Athletics Director:	John Currie
Conference:	Atlantic Coast
2022 Record:	8-5
2022 Conference Record/Finish:	3-5/6th (ACC Atlantic)
2022 Bowl:	Gasparilla Bowl vs. Missouri
Football Contact:	Will Pantlages
Email:	pantlagw@wfu.edu
Website:	godeacs.com
Head Coach:	Dave Clawson
Record at Wake Forest:	59-53 (10th season)
Overall Record:	149-132 (24th season)
Offensive Scheme:	Multiple
Defensive Scheme:	Multiple
Letterwinners Returning/Lost:	49/22
Starters Returning/Lost:	11/15

#### 2022 RESULTS

Opponent	Score
VMI	W, 44-10
at Vanderbilt	W, 45-25
Liberty	W, 37-36
Clemson	L, 45-51 (20T)
Florida State	W, 31-21
Army	W, 45-10
Boston College	W, 43-15
at Louisville	L, 21-48
at NC State	L, 21-30
North Carolina	L, 34-36
Syracuse	W, 45-35
at Duke	L, 31-34
vs. Missouri*	W, 27-17

\*-Tampa, Fla. (Gasparilla Bowl)

#### 2023 SCHEDULE

Date	Opponent
Aug. 31	Elon
Sept. 9	Vanderbilt
Sept. 16	at Old Dominion
Sept. 23	Georgia Tech
Oct. 7	at Clemson
Oct. 14	at Virginia Tech
Oct. 21	Pitt
Oct. 28	Florida State
Nov. 2	at Duke
Nov. 11	NC State
Nov. 18	at Notre Dame
Nov. 25	at Syracuse



### GAME 9 PITT

Saturday, November 4, 2023  
Pittsburgh, Pa.

Location:	Pittsburgh, Pennsylvania
Stadium/Capacity:	Acrisure Stadium/68,400
Surface:	Natural Grass
Enrollment:	34,200
Colors:	Blue & Gold
Nickname:	Panthers
Athletics Director:	Heather Lyke
Conference:	Atlantic Coast
2022 Record:	9-4
2022 Conference Record/Finish:	5-3/2nd (ACC Coastal)
2022 Bowl:	Sun Bowl vs. UCLA
Football Contact:	E.J. Borghetti
Email:	eborghetti@athletics.pitt.edu
Website:	pittsburghpanthers.com
Head Coach:	Pat Narduzzi
Record at Pitt:	62-41 (9th season)
Overall Record:	62-41 (9th season)
Offensive Scheme:	Pro Style
Defensive Scheme:	4-3
Letterwinners Returning/Lost:	48/30
Starters Returning/Lost:	12/12

#### 2022 RESULTS

Opponent	Score
West Virginia	W, 38-31
Tennessee	L, 27-34 (OT)
at Western Michigan	W, 34-13
Rhode Island	W, 45-24
Georgia Tech	L, 21-26
Virginia Tech	W, 45-29
at Louisville	L, 10-24
at North Carolina	L, 24-42
Syracuse	W, 19-9
at Virginia	W, 37-7
Duke	W, 28-26
at Miami	W, 42-16
vs. UCLA*	W, 37-35

\*-El Paso, Texas (Sun Bowl)

#### 2023 SCHEDULE

Date	Opponent
Sept. 2	Wofford
Sept. 9	Cincinnati
Sept. 16	at West Virginia
Sept. 23	North Carolina
Sept. 30	at Virginia Tech
Oct. 14	Louisville
Oct. 21	at Wake Forest
Oct. 28	at Notre Dame
Nov. 4	Florida State
Nov. 11	vs. Syracuse\$
Nov. 16	Boston College
Nov. 25	at Duke

\$-Bronx, N.Y.



### GAME 10 MIAMI

Saturday, November 11, 2023  
Tallahassee, Fla.

Location:	Coral Gables, Florida
Stadium/Capacity:	Hard Rock Stadium/64,767
Surface:	Tifway 419 Bermuda Grass
Enrollment:	19,397
Colors:	Orange, Green, & White
Nickname:	Hurricanes
Athletics Director:	Dan Radakovich
Conference:	Atlantic Sun
2022 Record:	5-7
2022 Conference Record/Finish:	3-5/5th (ACC Coastal)
Football Contact:	Camron Ghorbi
Email:	c.ghorbi@miami.edu
Website:	miamihurricanes.com
Head Coach:	Mario Cristobal
Record at Miami:	5-7 (2nd season)
Overall Record:	67-67 (12th season)
Offensive Scheme:	Spread
Defensive Scheme:	4-3
Letterwinners Returning/Lost:	36/27
Starters Returning/Lost:	15/7

#### 2022 RESULTS

Opponent	Score
Bethune-Cookman	W, 70-13
Southern Miss	W, 30-7
at Texas A&M	L, 9-17
Middle Tennessee State	L, 31-45
North Carolina	L, 24-27
at Virginia Tech	W, 20-14
Duke	L, 21-45
at Virginia	W, 14-12 (2OT)
Florida State	L, 3-45
at Georgia Tech	W, 35-14
at Clemson	L, 10-40
Pitt	L, 16-42

#### 2023 SCHEDULE

Date	Opponent
Sept. 1	Miami (Ohio)
Sept. 9	Texas A&M
Sept. 14	Bethune-Cookman
Sept. 23	at Temple
Oct. 7	Georgia Tech
Oct. 14	at North Carolina
Oct. 21	Clemson
Oct. 28	Virginia
Nov. 4	at NC State
Nov. 11	at Florida State
Nov. 18	Louisville
Nov. 24	at Boston College



### GAME 11 NORTH ALABAMA

Saturday, November 18, 2023  
Tallahassee, Fla.

Location:	Florence, Alabama
Stadium/Capacity:	Braly Municipal Stadium/14,215
Surface:	ProGrass
Enrollment:	9,500
Colors:	Purple & Gold
Nickname:	Lions
Athletics Director:	Josh Looney
Conference:	Atlantic Sun
2022 Record:	1-10
2022 Conference Record/Finish:	0-5/6th
Football Contact:	TBD
Email:	TBD
Website:	roarlions.com
Head Coach:	Brent Dearmon
Record at North Alabama:	0-0 (1st season)
Overall Record:	10-1 (2nd season)
Offensive Scheme:	Spread
Defensive Scheme:	TBD
Letterwinners Returning/Lost:	57/37
Starters Returning/Lost:	13/12

#### 2022 RESULTS

Opponent	Score
at Indiana State	L, 14-17
UVA Wise	W, 49-17
at Chattanooga	L, 14-41
Tarleton State	L, 28-43
at Kennesaw State	L, 34-40
Jacksonville State	L, 31-47
at Eastern Kentucky	L, 53-56
at Central Arkansas	L, 29-64
Austin Peay	L, 35-38
Tennessee Tech	L, 27-35
at Memphis	L, 0-59

#### 2023 SCHEDULE

Date	Opponent
Aug. 26	vs. Mercer\$
Sept. 2	Chattanooga
Sept. 9	at Tarleton State
Sept. 16	at Tennessee Tech
Sept. 23	UT-Martin
Sept. 30	Eastern Kentucky
Oct. 14	at Abilene Christian
Oct. 21	Utah Tech
Oct. 28	at Austin Peay
Nov. 4	Central Arkansas
Nov. 18	at Florida State

\$-Montgomery, Ala. (FCS Kickoff)



### GAME 12 FLORIDA

Saturday, November 25, 2023  
Gainesville, Fla.

Location:	Gainesville, Florida
Stadium/Capacity:	Ben Hill Griffin Stadium/88,548
Surface:	Bermuda Grass
Enrollment:	60,567
Colors:	Orange & Blue
Nickname:	Gators
Athletics Director:	Scott Stricklin
Conference:	Southeastern
2022 Record:	6-7
2022 Conference Record/Finish:	3-5/4th (SEC East)
2022 Bowl:	Las Vegas Bowl vs. Oregon State
Football Contact:	Rick Hurtado
Email:	RickH@gators.ufl.edu
Website:	floridagators.com
Head Coach:	Billy Napier
Record at Florida:	6-7 (2nd season)
Overall Record:	46-19 (6th season)
Offensive Scheme:	Spread
Defensive Scheme:	3-4
Letterwinners Returning/Lost:	39/35
Starters Returning/Lost:	12/14

#### 2022 RESULTS

Opponent	Score
Utah	W, 29-26
Kentucky	L, 16-26
South Florida	W, 31-28
at Tennessee	L, 33-38
Eastern Washington	W, 52-17
Missouri	W, 24-17
LSU	L, 35-45
vs. Georgia\$	L, 20-42
at Texas A&M	W, 41-24
South Carolina	W, 38-6
at Vanderbilt	L, 24-31
at Florida State	L, 38-45
vs. Oregon State*	L, 3-30

\$-Jacksonville, Fla.

\*-Las Vegas, Nev. (Las Vegas Bowl)

#### 2023 SCHEDULE

Date	Opponent
Aug. 31	at Utah
Sept. 9	McNeese
Sept. 16	Tennessee
Sept. 23	Charlotte
Sept. 30	at Kentucky
Oct. 7	Vanderbilt
Oct. 14	at South Carolina
Oct. 28	vs. Georgia\$
Nov. 4	Arkansas
Nov. 11	at LSU
Nov. 18	at Missouri
Nov. 25	Florida State

\$-Jacksonville, Fla.

# FLORIDA STATE VS. 2023 OPPONENTS

MEDIA

PREVIEW

TEAM

COACHES

REVIEW

HONORS

PROS

RECORDS

FSU

**LSU (8-2-0)**

12/30/1968	Atlanta*	L	27-31
10/27/1979	Baton Rouge	W	24-19
9/6/1980	Baton Rouge	W	16-0
10/24/1981	Baton Rouge	W	38-14
11/20/1982	Baton Rouge	L	21-55
9/10/1983	Baton Rouge	W	40-35
9/16/1989	Baton Rouge	W	31-21
10/27/1990	Tallahassee	W	42-3
10/26/1991	Baton Rouge	W	27-16
9/4/2022	New Orleans	W	24-23

\*Peach Bowl

**Southern Miss (14-8-1)**

11/18/1952	Tallahassee	L	21-50
11/7/1953	Hattiesburg	L	0-21
11/27/1954	Tallahassee	W	19-18
11/25/1955	Hattiesburg	L	6-21
11/7/1956	Tallahassee	W	20-19
11/16/1957	Hattiesburg	L	0-20
10/15/1960	Mobile	L	13-15
11/18/1961	Tallahassee	L	0-12
10/19/1963	Mobile	T	0-0
10/31/1964	Tallahassee	W	34-0
9/11/1971	Mobile	W	24-9
11/6/1976	Tallahassee	W	30-27
9/10/1977	Hattiesburg	W	35-6
10/28/1978	Hattiesburg	W	38-16
9/8/1979	Tallahassee	W	17-14
11/14/1981	Tallahassee	L	14-58
9/25/1982	Hattiesburg	W	24-17
11/15/1986	Tallahassee	W	49-13
10/10/1987	Hattiesburg	W	61-10
9/10/1988	Tallahassee	W	49-13
9/2/1989	Jacksonville	L	26-30
11/16/1996	Tallahassee	W	54-14
12/27/2017	Shreveport*	W	42-13

\*Independence Bowl

**Boston College (15-5-0)**

10/28/1957	Chestnut Hill	L	7-10
10/9/1976	Chestnut Hill	W	28-9
10/18/1980	Tallahassee	W	41-7
9/17/2005	Chestnut Hill	W	28-17
10/21/2006	Tallahassee	L	19-24
11/3/2007	Chestnut Hill	W*	27-17
11/15/2008	Tallahassee	L	17-27
10/3/2009	Chestnut Hill	L	21-28
10/16/2010	Tallahassee	W	24-19
11/3/2011	Chestnut Hill	W	38-7
10/13/2012	Tallahassee	W	51-7
9/28/2013	Chestnut Hill	W	48-34
11/22/2014	Tallahassee	W	20-17
9/18/2015	Chestnut Hill	W	14-0
11/11/2016	Tallahassee	W	45-7
10/27/2017	Chestnut Hill	L	3-35
11/7/2018	Tallahassee	W	22-21
11/09/2019	Chestnut Hill	W	38-31
11/20/2021	Chestnut Hill	W	26-23
9/24/2022	Tallahassee	W	44-14

\*Victory vacated

**Clemson (20-15-0)**

11/7/1970	Tallahassee	W	38-13
11/1/1975	Clemson	W	43-7
10/30/1976	Tallahassee	L	12-15
9/17/1988	Clemson	W	24-21
9/9/1989	Tallahassee	L	23-34
9/12/1992	Clemson	W	24-20
10/11/1993	Tallahassee	W	57-0
10/22/1994	Tallahassee	W	17-0
9/9/1995	Clemson	W	45-26
10/5/1996	Tallahassee	W	34-3
9/20/1997	Clemson	W	35-28
10/17/1998	Tallahassee	W	48-0
10/23/1999	Clemson	W	17-14
11/4/2000	Tallahassee	W	54-7
11/3/2001	Clemson	W	41-27
10/3/2002	Tallahassee	W	48-31
11/8/2003	Clemson	L	10-26
9/25/2004	Tallahassee	W	41-22
11/12/2005	Clemson	L	14-35
9/16/2006	Tallahassee	L	20-27
9/3/2007	Clemson	L	18-24
11/8/2008	Tallahassee	W	41-27
11/7/2009	Clemson	L	24-40
11/13/2010	Tallahassee	W	16-13
9/24/2011	Clemson	L	30-35
9/22/2012	Tallahassee	W	49-37
10/9/2013	Clemson	W	51-14
9/20/2014	Tallahassee	W	23-17 (OT)
11/7/2015	Clemson	L	13-23
10/29/2016	Tallahassee	L	34-37
11/11/2017	Clemson	L	14-31
10/27/2018	Tallahassee	L	10-59

10/12/2019	Clemson	L	14-45
10/30/2021	Clemson	L	20-30
10/15/2022	Tallahassee	L	28-34

**Virginia Tech (23-13-1)**

10/8/1955	Tallahassee	L	20-24
10/6/1956	Tallahassee	L	7-20
10/26/1957	Tallahassee	W	20-7
10/18/1958	Tallahassee	W	28-0
10/10/1959	Blacksburg	W	7-6
10/28/1961	Blacksburg	L	7-10
10/27/1962	Tallahassee	W	20-7
10/26/1963	Tallahassee	L	23-31
10/24/1964	Blacksburg	L	11-20
10/30/1965	Tallahassee	W	7-6
10/29/1966	Blacksburg	L	21-23
11/11/1967	Tallahassee	W	38-15
11/2/1968	Tallahassee	L	22-40
11/8/1969	Blacksburg	T	10-10
11/14/1970	Tallahassee	W	34-8
10/2/1971	Blacksburg	W	17-3
9/23/1972	Tallahassee	W	27-15
11/10/1973	Blacksburg	L	13-36
11/16/1974	Tallahassee	L	21-56
10/11/1975	Blacksburg	L	10-13
11/20/1976	Tallahassee	W	28-21
11/5/1977	Blacksburg	W	23-21
11/11/1978	Tallahassee	W	24-14
9/29/1979	Blacksburg	W	17-10
11/8/1980	Tallahassee	W	31-17
11/2/1988	Tallahassee	W	41-14
10/14/1989	Blacksburg	W	41-7
9/29/1990	Tallahassee	W	39-28
10/12/1991	Orlando	W	33-20
1/4/2000	New Orleans*	W	46-29
1/1/2002	Jacksonville#	W	30-17
12/3/2005	Jacksonville#	W	27-22
11/10/2007	Blacksburg	L	21-40
10/25/2008	Tallahassee	W	30-20
12/4/2010	Charlottesville	L	33-44
11/8/2012	Blacksburg	W	28-22
9/3/2018	Tallahassee	L	3-24

\*Sugar Bowl; #Gator Bowl  
I-ACC Championship Game

**Syracuse (13-2-0)**

11/12/1966	Syracuse	L	21-37
9/9/1978	Syracuse	W	28-0
10/7/1989	Syracuse	W	41-10
10/5/1991	Tallahassee	W	46-14
10/9/2004	Syracuse	W	17-13
10/1/2005	Tallahassee	W	38-14
11/16/2013	Tallahassee	W	59-3
10/11/2014	Syracuse	W	38-20
10/31/2015	Tallahassee	W	45-21
11/19/2016	Syracuse	W	45-14
11/4/2017	Tallahassee	W	27-24
9/15/2018	Syracuse	L	7-30
10/26/2019	Tallahassee	W	35-17
10/2/2021	Tallahassee	W	33-30
11/12/2022	Syracuse	W	38-3

**Duke (21-0-0)**

9/5/1992	Tallahassee	W	48-21
9/4/1993	Durham	W	45-7
10/29/1994	Tallahassee	W	59-20
9/2/1995	Orlando	W	70-26
9/7/1996	Tallahassee	W	44-7
10/11/1997	Durham	W	51-27
9/19/1998	Tallahassee	W	62-13
10/2/1999	Jacksonville	W	51-23
10/14/2000	Tallahassee	W	63-14
9/1/2001	Durham	W	55-13
9/21/2002	Tallahassee	W	48-17
9/27/2003	Durham	W	56-7
11/6/2004	Tallahassee	W	29-7
10/22/2005	Durham	W	55-24
10/14/2006	Durham	W*	51-24
10/27/2007	Tallahassee	W*	25-6
10/15/2011	Durham	W	41-16
10/27/2012	Tallahassee	W	48-7
12/7/2013	Charlottesville	W	45-7
10/14/2017	Durham	W	17-10
12/12/2020	Tallahassee	W	56-35

\*I-ACC Championship Game  
\*Victory vacated

**Wake Forest (30-9-1)**

10/20/1956	Tallahassee	T	14-14
10/4/1958	Tallahassee	W	27-24
9/19/1959	Tallahassee	L	20-22
10/1/1960	Tallahassee	W	14-6
10/12/1963	Tallahassee	W	35-0
11/6/1965	Tallahassee	W	35-0
11/19/1966	Tallahassee	W	28-0

11/23/1968	Tallahassee	W	42-24
9/26/1970	Tallahassee	W	19-14
9/15/1973	Winston-Salem	L	7-9
9/26/1992	Tallahassee	W	35-7
10/30/1993	Tallahassee	W	54-0
9/17/1994	Winston-Salem	W	56-14
10/14/1995	Tallahassee	W	72-13
11/9/1996	Orlando	W	44-7
11/15/1997	Tallahassee	W	58-7
11/14/1998	Winston-Salem	W	24-7
10/16/1999	Tallahassee	W	33-10
11/11/2000	Winston-Salem	W	35-6
9/29/2001	Tallahassee	W	48-24
11/2/2002	Winston-Salem	W	34-21
10/25/2003	Tallahassee	W	48-24
10/23/2004	Winston-Salem	W	20-17
10/8/2005	Tallahassee	W	41-24
11/11/2006	Tallahassee	L	0-30
10/11/2007	Winston-Salem	L	21-24
9/20/2008	Tallahassee	L	3-12
11/14/2009	Winston-Salem	W	41-28
9/25/2010	Tallahassee	W	31-0
10/8/2011	Winston-Salem	L	30-35
9/15/2012	Tallahassee	W	52-0
11/9/2013	Winston-Salem	W	59-3
10/4/2014	Tallahassee	W	43-3
10/3/2015	Winston-Salem	W	24-16
10/15/2016	Tallahassee	W	17-6
9/30/2017	Winston-Salem	W	26-19
10/20/2018	Tallahassee	W	38-17
10/19/2019	Winston-Salem	L	20-22
9/18/2021	Winston-Salem	L	14-35
10/1/2022	Tallahassee	L	21-31

**Pitt (4-6-0)**

11/27/1971	Tallahassee	W	31-13
9/9/1972	Pittsburgh	W	19-7
9/14/1974	Tallahassee	L	6-9
10/21/1978	Pittsburgh	L	3-7
10/11/1980	Tallahassee	W	36-22
10/17/1981	Pittsburgh	L	14-42
9/18/1982	Tallahassee	L	17-37
10/8/1983	Pittsburgh	L	16-17
9/2/2013	Pittsburgh	W	41-13
11/7/2020	Tallahassee	L	17-41

**Miami (Fla.) (32-35-0)**

10/5/1951	Miami	L	13-35
9/25/1953	Miami	W	0-27
9/30/1955	Miami	L	0-34
11/2/1956	Miami	L	7-20
11/8/1957	Tallahassee	L	13-40
11/7/1958	Miami	W	17-6
10/3/1959	Tallahassee	L	6-7
11/4/1960	Miami	L	7-25
10/5/1962	Miami	L	6-7
9/20/1963	Miami	W	24-0
9/19/1964	Miami	W	14-0
9/24/1966	Miami	W	23-20
9/26/1969	Miami	W	16-14
10/30/1970	Miami	W	27-3
9/18/1971	Miami	W	20-17
9/16/1972	Miami	W	37-14
9/29/1973	Tallahassee	L	10-14
11/8/1974	Miami	W	21-14
11/15/1975	Tallahassee	L	22-24
9/18/1976	Miami	L	0-47
9/24/1977	Tallahassee	L	17-23
9/23/1978	Miami	W	31-21
9/22/1979	Tallahassee	W	40-23
9/27/1980	Miami	L	9-10
11/7/1981	Tallahassee	L	19-27
10/30/1982	Miami	W	24-7
11/12/1983	Tallahassee	L	16-17
9/22/1984	Miami	W	38-3
11/2/1985	Tallahassee	L	27-35
11/1/1986	Miami	L	23-41
10/3/1987	Tallahassee	L	25-26
9/3/1988	Miami	L	0-31
10/28/1989	Tallahassee	W	24-10
10/6/1990	Miami	L	22-31
11/16/1991	Tallahassee	L	16-17
10/3/1992	Miami	L	16-19
10/9/1993	Tallahassee	W	28-10
10/8/1994	Miami	L	20-34
10/7/1995	Tallahassee	W	41-17
10/12/1996	Miami	W	34-16
10/4/1997	Tallahassee	W	47-0
10/10/1998	Miami	W	26-14
10/9/1999	Tallahassee	W	31-21
10/7/2000	Miami	L	24-27
10/13/2001	Tallahassee	L	27-49
10/12/2002	Miami	L	27-28
10/11/2003	Tallahassee	L	14-22
11/2/2004	Miami*	L	14-16

9/10/2004	Miami	L	10-16 (OT)
9/5/2005	Tallahassee	W	10-7
9/4/2006	Miami	W	13-10
10/20/2007	Tallahassee	L	29-37
10/4/2008	Miami Gardens	W	41-39



RENEGADE

# TEAM





# 2023 SEMINOLES



## 58 EMILE AIME

- LB
- 5-9 • 220 • R-SO
- MIAMI GARDENS, FLA./UNIVERSITY SCHOOL

2022: Made collegiate debut in 49-17 win vs. Louisiana...Seminole Scholar.

2021: Worked with FSU's scout team while redshirting.

**BEFORE FSU:** Consensus three-star prospect...participated in Florida-Georgia All-Star Game...collected 184 tackles, including 8.0 for loss with 2.0 sacks, in two seasons at University... recorded 116 tackles, 7.0 for loss with 2.0 sacks, during sophomore season as University won 11 games and advanced to semifinal round of state playoffs...made 68 tackles, 1.0 for loss, and one interception as a junior...returned interception 50 yards for touchdown...helped Sharks to eight wins and appearance in 4A state playoffs... senior season was cancelled due to pandemic...majoring in prebiological science.



## 43 DANJ ALTINE

- DB
- 5-9 • 190 • R-SR
- MIAMI, FLA./MIAMI KILLIAN

2022: Made collegiate debut in 49-17 win vs. Louisiana...Seminole Scholar.

**BEFORE FSU:** Played defensive back and outside linebacker for Miami Killian... saw action in all 21 games over his junior and senior years...also played lacrosse for Cougars...majoring in exercise physiology.



## 96 DANTE ANDERSON

- DL
- 6-3 • 240 • R-FR
- MIAMI, FLA./HOMESTEAD SENIOR

2022: Appeared in three games...made collegiate debut in 44-14 win vs. Boston College...also saw action in 41-16 victory vs. Georgia Tech and 49-17 win vs. Louisiana...redshirted 2022 season.

**BEFORE FSU:** Composite four-star prospect...ranked 190th in ESPN300... also tabbed as No. 17 defensive end nationally and No. 24 overall prospect in Florida by ESPN...rated as No. 19 edge defender nationally, No. 32 prospect from Florida and No. 282 overall nationally on 247 Composite... ranked as No. 38 prospect in Florida and No. 16 weakside defensive end in America by Rivals...played six games his senior year and recorded 23 tackles, including 15.0 for loss with 6.5 sacks, and five quarterback hurries... Miami Herald 8A-6A All-Dade selection after collecting 30 tackles, including 19.0 for loss with 10.0 sacks, three quarterback hurries, two forced fumbles and two pass breakups in six games during junior season...played first two seasons at Miami Southridge...helped Spartans win nine games and advance to regional semifinal round of 8A state playoffs in 2018...teammates with Daniel Lyons at Homestead...majoring in pre-social science.



## 72 JULIAN ARMELLA

- OL
- 6-6 • 320 • R-FR
- MIAMI, FLA./ST. THOMAS AQUINAS

2022: Appeared in four games...ACC Honor Roll...made collegiate debut in season-opening 47-7 win vs. Duquesne...also saw action in 44-14 win vs. Boston College, 41-16 win vs. Georgia Tech and 45-3 victory at Miami... redshirted 2022 season.

**BEFORE FSU:** Five-star ranked as No. 1 prospect in Florida, No. 2 offensive tackle nationally and No. 16 overall in America by Rivals...rated as No. 5 interior offensive lineman in America and No. 18 overall prospect in Florida on 247 Composite...ranked 14th at his position and 36th in Florida by 247Sports... tabbed 170th in ESPN300...ranked 20th among all offensive tackles and No. 20 overall in Florida by ESPN...selected for All-American Bowl...played left tackle for St. Thomas Aquinas his senior season...led Raiders to 7A state championship and 14-1 record in 2021...played junior season at Columbus High School in Miami, helping Explorers post perfect record while earning MaxPreps Junior All-America status...made varsity debut in 2019 playing right tackle at St. Thomas Aquinas...MaxPreps Sophomore All-American after helping Raiders win state championship with 15-0 record...son of Enzo Armella, who played nose guard at FSU from 1991-94 and was part of the 1993 national championship team...majoring in marketing.



# 2023 SEMINOLES



## 3 TREY BENSON

- RB
- 6-1 • 223 • R-JR
- GREENVILLE, MISS./ST. JOSEPH CATHOLIC/OREGON

2022: Appeared in all 13 games with six starts...recorded 990 yards and nine touchdowns on 154 rushes, caught 13 passes for 144 yards and returned five kickoffs for 192 yards with one touchdown...second-team All-ACC...ACC Honor Roll...FSU Offensive Newcomer of the Year...four-time ACC Running Back of the Week...first player to earn outright ACC Running Back of the Week in three straight weeks...ranked first in ACC and 13th nationally with average of 6.46 yards per rush...broke PFF College single-season record by forcing 0.51 missed tackles per rush, bettering previous record of 0.48 since stat started being tracked with 2014 season...ranked second in ACC and ninth nationally with 14 runs of at least 20 yards...tied for sixth in ACC with nine rushing touchdowns...ranked ninth in conference with 10 total touchdowns...five 100-yard rushing games were most by FSU runner since Cam Akers in 2019...rushing yards total was 14th on FSU's single-season list...1,326 all-purpose yards ranked as 18th-highest single-season total in program history...scored career-high three rushing touchdowns during 111-yard game on career-best 20 carries and added two receptions for team- and career-high 51 yards in 45-38 win vs. Florida...scored three of FSU's five rushing touchdowns, highest single-game total by Gators opponent since 1997...all three touchdowns broke tie, including game-winning 17-yard score with 4:06 remaining...named ACC Running Back of the Week for his performance vs. Gators...totaled career-high 177 all-purpose yards in 44-14 win vs. Boston College...had 93-yard kickoff return, 78 rushing yards and two rushing touchdowns on 10 carries and made six-yard reception vs. Eagles...first player in program history with kickoff return touchdown and two offensive touchdowns in same game...one of 29 players nationally with kickoff return touchdown in 2022...kickoff return score was first opening kickoff touchdown in Doak Campbell Stadium's 73-year history, FSU's first opening kickoff return since 1992 and first kickoff return touchdown since BCS National Championship Game on Jan. 6, 2014...re-set career-high rushing total in three straight weeks...rushed for then-career-high 111 yards on 18 carries with 10-yard reception in 41-16 win vs. Georgia Tech...part of only third game in program history with 375-yard passer, 100-yard rusher and 100-yard receiver...gained then-career-best 128 yards with two touchdowns on 15 carries and 25-yard reception in 45-3 victory at Miami...topped career-high total again with 163 yards on 18 carries and had two catches for three yards in 38-3 win at Syracuse...rushing yards total at Orange was most by ACC player in road game in 2022 and highest for FSU rusher in ACC road game since Dalvin Cook's 225 at Syracuse in 2016...first FSU runner with three straight 100-yard rushing games since Dalvin Cook in 2016...named ACC Running Back of the Week after all three performances...gained 105 yards with one touchdown on 11 carries in season-opening 47-7 win vs. Duquesne...first game in program history with three 100-yard rushers...rushed for 69 yards on seven carries vs. No. 4 Clemson, which entered game allowing only 62.2 yards per game on ground...totaled 83 all-purpose yards in 35-32 Cheez-It Bowl

victory vs. Oklahoma...made 33-yard reception, had 25-yard kickoff return and gained 25 rushing yards vs. Sooners...rushed 16 times for 80 yards and one touchdown in 49-17 win vs. Louisiana...totaled 93 all-purpose yards vs. No. 22 Wake Forest, gaining 74 yards on three kickoff returns, 10 yards on four carries and nine yards on two receptions...rushed 10 times for 70 yards in 35-31 victory at Louisville...gained 25 yards on six carries and added six yards on two receptions at No. 14 NC State...rushed for 15 yards in 24-23 win vs. LSU.

**BEFORE FSU:** Transfer who spent 2020 and 2021 seasons at Oregon...appeared in nine games and rushed six times for 22 yards and one touchdown in redshirt freshman year...missed 2020 season due to injury...rated as Class of 2020's No. 21 running back



nationally and No. 6 overall prospect in Mississippi by 247Sports...two-time team captain at St. Joseph...rushed for 3,616 yards and 48 touchdowns in two high school seasons...had 18 total 100-yard rushing games...averaged 144.6 yards per game and 13.9 yards per carry while scoring 54 total touchdowns...helped lead Irish to back-to-back 3A MAIS state championships...led St. Joseph to 13-0 record his senior year with 1,783 rushing yards and 26 touchdowns...posted 10 100-yard games and three 200-yard games his senior season...totaled 111 yards and three touchdowns on six carries in 2019 state championship game...rushed for 1,833 yards and 22 touchdowns on 12-1 team his junior year...topped 100 yards eight times, with four 200-yard games and two 300-yard games...rushed for 392 yards and seven touchdowns while adding interception return touchdown and two-point conversion to score 50 total points in 62-20 win over Greenville Christian...also played basketball at St. Joseph Catholic...majoring in interdisciplinary social science.

### BENSON'S CAREER STATISTICS

#### RUSHING

YR.	G	RUSH	YDS	AVG	TD	LG	AVG/G
2021*	10	6	22	3.7	1	9	2.2
2022	13	154	990	6.4	9	45	76.2
TOT	23	160	1,012	6.3	10	45	44.0

#### RECEIVING

YR.	G	REC	YDS	AVG	TD	LG	AVG/G
2021*	10	0	0	0.0	0	0	0.0
2022	13	13	144	11.1	0	34	11.1
TOT	23	13	144	11.1	0	34	6.3

#### KICKOFF RETURNS

YR.	G	RET	YDS	AVG	TD	LG
2021*	10	0	0	0.0	0	0
2022	13	5	192	38.4	1	93
TOT	23	5	192	38.4	1	93

\*at Oregon

### BENSON'S CAREER HIGHS

Rush Attempts	20, Florida, 11/25/2022
Rush Yards	163, at Syracuse, 11/12/2022
Rush Touchdowns	3, Florida, 11/25/2022
Long Rush	45, Florida, 11/25/2022
Receptions	2 (4x), last Florida, 11/25/2022
Receiving Yards	51, Florida, 11/25/2022
Long Reception	34, Florida, 11/25/2022
Long Kick Return	93, Boston College, 9/24/2022
Kick Return Touchdowns	1, Boston College, 9/24/2022
All-Purpose Yards	177, Boston College, 9/24/2022
Total Touchdowns	3 (2x), last Florida, 11/25/2022

# 2023 SEMINOLES



## 15 TATUM BETHUNE

- LB
- 6-1 • 230 • R-SR
- MIAMI, FLA./MIAMI CENTRAL/UCF

2022: Appeared in all 13 games with 11 starts...recorded 84 tackles, including 9.5 for loss with 3.0 sacks, three pass breakups, one fumble recovery and one quarterback hurry...honorable mention All-ACC...Phil Steele third-team All-ACC...ACC Honor Roll...Monk Bonasorte Award winner...tackles and TFL totals ranked second on team and first among linebackers...made season-high 14 tackles, including career-high-tying 2.5 for loss, at No. 14 NC State...tackles total at Wolfpack was tied for highest single-game output in ACC during 2022 season...one of two ACC players with at least 14 tackles and 2.5 tackles for loss in one game in 2022...posted game-high 11 tackles, 0.5 for loss, in 45-38 victory vs. Florida...made career-high 1.5 sacks as part of four-tackle game in 41-16 win vs. Georgia Tech...recorded 10 tackles and first career fumble recovery in 35-31 victory at Louisville...made seven solo tackles, 2.0 for loss with 1.0 sack, in 24-23 win vs. LSU...recorded four tackles, 1.0 for loss, and one pass breakup in season-opening 47-7 win vs.

Duquesne...made four tackles in 44-14 win vs. Boston College...recorded six tackles, 1.0 for loss, and one quarterback hurry vs. No. 22 Wake Forest...had four tackles and one pass breakup vs. No. 4 Clemson...made five tackles in 45-3 victory at Miami...had four stops in 38-3 win at Syracuse...registered three tackles and one pass breakup in 49-17 win vs. Louisiana...recorded eight tackles, 1.0 for loss with 0.5 sack, in 35-32 Cheez-It Bowl victory vs. Oklahoma.

BEFORE FSU: Three-year contributor at UCF...recorded 185 tackles, 13.0 for loss with 4.5 sacks, three interceptions, two forced fumbles and five quarterback hurries in 35 games with 17 starts...named second-team all-conference by Pro Football Focus and Phil Steele after junior season...started all 12 games he appeared and led Knights with 108 tackles, including 5.5 for loss with 2.0 sacks, two interceptions, one forced fumble and three quarterback hurries...average of 9.0 tackles per game ranked second in AAC in 2021...registered 57 tackles, 7.0 for loss with 2.5 sacks, one interception, two pass breakups and one quarterback hurry in 10 games during sophomore season...appeared in all 13 games as true freshman in 2019, recording 20 tackles, one forced fumble, one pass breakup and one quarterback hurry on 10-3 team...made 80 tackles his senior season at Miami Central, including 24.0 for loss with 14.0 sacks, while helping lead Rockets to region final round of 6A state playoffs...selected to play in Miami-Dade All-Star Game...majoring in interdisciplinary social science.

### BETHUNE'S CAREER STATISTICS

YR.	G	UA	A	TOT	TFL-YDS	PBU	FF	FR	INT	SACKS
2019*	13	15	5	20	0.5-2	1	1	0	0	0.0-0
2020*	10	28	29	57	7.0-37	2	0	0	1-6	2.5-20
2021*	12	60	48	108	5.5-19	1	1	0	2-23	2.0-11
2022	13	43	41	84	9.5-29	3	0	1	0	3.0-14
TOT	48	146	123	269	22.5-87	7	2	1	3-29	7.5-45

### BETHUNE'S CAREER HIGHS

Tackles	18, USF, 11/26/2021*
Tackles for Loss	2.5 (2x) last at NC State, 10/8/2022
Sacks	1.5, Georgia Tech, 10/29/2022
Pass Breakups	2, at Houston, 10/31/2020*
Interceptions	1 (3x), last at SMU, 11/13/2021*
Forced Fumbles	1 (2x), last at Temple, 10/30/2021*
Fumbles Recovered	1, at Louisville, 9/16/2022

\*at UCF



# 2023 SEMINOLES



## 6 DENNIS BRIGGS, JR.

- DL
- 6-4 • 290 • R-SR
- KISSIMMEE, FLA./GATEWAY

2022: Appeared in all 13 games with three starts...recorded 21 tackles, including 3.5 for loss with 3.0 sacks, one quarterback hurry and one pass breakup...team captain... Seminole Scholar...made three tackles, 1.0 sack courtesy of two half-sacks, in 35-32 Cheez-It Bowl victory vs. Oklahoma...teamed with Jared Verse for sack on final play of game to secure victory...recorded season-high four tackles, 1.0 for loss with 0.5 sack, in 49-17 win vs. Louisiana...had one tackle in season-opening 49-7 win vs. Duquesne...made one tackle, 0.5 sack, in 24-23 victory vs. LSU...had two stops in 35-31 win at Louisville...made three tackles in 44-14 win vs. Boston College...registered three tackles and one pass breakup vs. No. 22 Wake Forest...recorded one tackle and one quarterback hurry at No. 14 NC State...made two tackles, including 1.0 sack, vs. No. 4 Clemson...had one tackle in 41-16 win vs. Georgia Tech...also saw action in 45-3 victory at Miami, 38-3 win at Syracuse and 45-38 victory vs. Florida.

2021: Played in first four games with two starts before season-ending injury...recorded six tackles, 0.5 for loss, two quarterback hurries, one fumble recovery and one pass breakup...made season-high three tackles, including 0.5 for loss, with one quarterback hurry vs. Louisville...recorded two tackles and one fumble recovery at Wake Forest...registered one tackle, one quarterback hurry and one pass breakup vs. Jacksonville State...also saw action in season opener vs. No. 9 Notre Dame.

2020: Saw action in each of last five games and started last three contests...recorded six tackles, one forced fumble and one quarterback hurry...earned FSU's Defense Most Improved Award...made season debut in 31-28 victory vs. No. 5 North Carolina...totaled season-high three tackles vs. Tar Heels...registered solo stop and forced fumble at Louisville...made one tackle vs. Pitt...recorded one quarterback hurry at North Carolina State...had one tackle in 56-35 win vs. Duke.

2019: Played in all 13 games with starts at Boston College and vs. Alabama State...recorded 28 tackles, 3.5 for loss with 1.0 sack, one forced fumble, one fumble recovery, two quarterback hurries and one pass breakup...made career-high six tackles, including 0.5 for loss, in 38-31 victory at Boston College...tied tackles total, adding career-high 2.0 for loss with first collegiate sack, the next week in 49-12 win vs. Alabama State...opened season with four tackles vs. Boise State...made one stop in 45-44 win vs. ULM and at No. 25 Virginia...registered one quarterback hurry in 35-24 victory vs. Louisville...recorded two tackles, one forced fumble and one quarterback hurry in 31-13 win vs. North Carolina State...made four tackles and one fumble recovery at No. 2 Clemson...had three tackles, 1.0 for loss, and one pass breakup at Wake Forest...made one solo stop in 35-17 win vs. Syracuse.

2018: Played four games and recorded two tackles, one quarterback hurry and one pass breakup...made collegiate debut in 37-19 win vs. Northern Illinois...collected two tackles, one quarterback hurry and one pass breakup in 22-21 victory vs. No. 22 Boston College...also played at No. 3 Notre Dame and vs. No. 13 Florida...redshirted 2018 season.

BEFORE FSU: Consensus four-star defensive lineman...ranked 27th in the country at his position and 42nd overall in the state of Florida by 247Sports...ranked as the 13th strong side defensive end in the country and 44th overall in Florida by Rivals...as a senior, recorded 116 tackles, 34 for loss with nine sacks and three forced fumbles...named first-team Orange Belt all-conference and second-team all-state as a senior...following his senior season, was invited to the 2017 Central Florida All-Star Game...totaled more than 245 tackles and 24 sacks in his high school career...chose the Seminoles over several offers, including Miami, Louisville and South Carolina...graduated from FSU with a degree in social science.

### BRIGGS JR.'S CAREER STATISTICS

YR.	G	UA	A	TOT	TFL-YDS	PBU	FF	FR	SACKS
2018	4	0	2	2	0.0-0	1	0	0	0.0-0
2019	13	15	13	28	3.5-9	1	1	1	1.0-7
2020	5	3	3	6	0.0-0	0	1	0	0.0-0
2021	4	0	6	6	0.5-1	1	0	1	0.0-0
2022	13	5	16	21	3.5-6	1	0	0	3.0-6
TOT	39	23	40	63	7.5-16	4	2	2	4.0-13

### BRIGGS JR.'S CAREER HIGHS

Tackles	6 (2x), last Alabama State, 11/16/2019
Tackles for Loss	2.0, Alabama State, 11/16/2019
Sacks	1.0 (3x), last vs. Oklahoma, 12/29/2022 (Cheez-It Bowl)
Fumbles Forced	1 (2x), last at Louisville, 10/24/2020
Fumbles Recovered	1 (2x), last at Wake Forest, 9/18/2021
Pass Breakups	1 (4x), last Wake Forest, 10/1/2022



# 2023 SEMINOLES



## 38 SHYHEIM BROWN

- DB
- 6-2 • 205 • R-SO
- LAKE CITY, FLA./COLUMBIA

2022: Appeared in all 13 games with two starts...recorded 36 tackles, including 2.5 for loss with 1.5 sacks, two pass breakups, one fumble recovery, one quarterback hurry and one blocked kick...named honorable mention Freshman All-American by College Football News...made one solo tackle and blocked game-tying PAT attempt with no time remaining in 24-23 victory vs. LSU...first blocked PAT for FSU since 2020 season opener...named ACC Specialist of the Week for his performance vs. Tigers...recorded career-high seven tackles vs. No. 4 Clemson...matched career-high tackles total, with 0.5 sack, and career-best two pass breakups after starting in 45-38 victory vs. Florida...registered two tackles, including career-high 1.5 for loss with career-high 1.0 sack, in 44-14 win vs. Boston College...made four tackles, 0.5 for loss, vs. No. 22 Wake Forest...had three stops at No. 14 NC State...made one tackle in 41-16 win vs. Georgia Tech...had three solo stops in 45-3 victory at Miami...earned first collegiate start at Syracuse and registered one tackle and one quarterback hurry in 38-3 win...recorded two tackles and first career fumble recovery in 49-17 win vs. Louisiana...made five tackles, including career-best four solo stops, in 35-32 Cheez-It Bowl victory vs. Oklahoma.

2021: Appeared in three games...recorded season-high two tackles vs. Jacksonville State in collegiate debut...made one tackle vs. UMass...also saw action at Wake Forest...redshirted 2021 season.

**BEFORE FSU:** Consensus three-star prospect rated as No. 84 outside linebacker nationally by 247Sports Composite...recorded 174 tackles, including 12.0 for loss with 5.0 sacks, five interceptions...also stood out on special teams, averaging 30.1 yards per kickoff return and blocking six kicks...helped Columbia advance to region final round of 6A state playoffs his senior season...earned all-state honorable mention honors after registering 77 tackles, one interception, one fumble recovery, 289 kickoff return yards and two blocked kicks his junior season...helped Tigers win eight games and advance to second round of 6A state playoffs...participated in Legend's Football All-Florida Junior Showcase...also ran track for Columbia, helping 4x100 relay team reach state championships meet as a sophomore...majoring in pre-social science.

### BROWN'S CAREER STATISTICS

YR.	G	UA	A	TOT	TFL-YDS	PBU	FF	FR	INT	SACKS
2021	3	1	2	3	0.0-0	0	0	0	0	0.0-0
2022	13	19	17	36	2.5-9	2	0	1	0	1.5-8
TOT	16	20	19	39	2.5-9	2	0	1	0	1.5-8

### BROWN'S CAREER HIGHS

Tackles	7 (2x), last Florida, 11/25/2022
Tackles for Loss	1.5, Boston College, 9/24/2022
Sacks	1.0, Boston College, 9/24/2022
Pass Breakups	2, Florida, 11/25/2022
Blocked Kicks	1, vs. LSU, 9/4/2022
Fumbles Recovered	1, Louisiana, 11/19/2022




## 81 JOSHUA BURRELL

- ATH
- 6-2 • 216 • R-SO
- BLYTHEWOOD, S.C./BLYTHEWOOD

2022: Played in first nine games of season...ACC Honor Roll...Seminoles Scholar.

2021: Appeared in two games... ACC Top Six for Service Award...ACC Honor Roll...Seminoles Scholar...Made collegiate debut in season opener vs. No. 9 Notre Dame...also saw action at Wake Forest...redshirted 2021 season.

**BEFORE FSU:** Rated as No. 4 prospect in South Carolina by Rivals and ESPN and as state's No. 5 prospect in 247Sports Composite...played in South Carolina's highest classification...made 57 receptions for 950 yards and 11 touchdowns as a junior...helped Blythewood advance to AAAAA state playoffs...appeared as sophomore on state playoff team that finished 2018 season 6-4...also ran track...ran on school-record 4x200 and sprint medley relays...majoring in sport management.



## 22 CJ CAMPBELL JR.

- RB
- 5-9 • 196 • R-SO
- KAPLAN, LA./BAY (FLA.)

2022: Played in season's final six games after returning from preseason injury...rushed 18 times for 64 yards and two touchdowns and added three-yard reception...Seminoles Scholar...made FSU debut in 41-16 win vs. Georgia Tech and rushed three times for 23 yards and one touchdown...touchdown vs. Yellow Jackets capped off season-long 97-yard scoring drive...rushed for season-best 28 yards and one touchdown on eight carries and grabbed three-yard reception in 45-3 victory at Miami...score vs. Hurricanes finished off 7:06 drive, FSU's longest by time in 2022...rushed five times for 14 yards in 38-3 win at Syracuse...had two carries in 49-17 win vs. Louisiana...also saw action in 45-38 win vs. Florida and 35-32 Cheez-It Bowl victory vs. Oklahoma.

2021: Named FSU's Offense Scout Team Player of the Year...ACC Honor Roll...redshirted 2021 season.

**BEFORE FSU:** Accounted for 2,210 all-purpose yards and 25 touchdowns in only eight games as a senior...rushed for 1,351 yards, averaging 10.6 yards per rush, with 20 touchdowns and six 100-yard games...also gained 422 yards and four touchdowns on 19 receptions and totaled 437 yards and one score returning kicks...named Florida Athletic Coaches Association Class 4A District 2 Player of the Year and helped Tornadoes advance to 4A state playoffs...rushed for 254 yards and four touchdowns in 36-33 win at Blountstown in week four...earned team's Defensive Player of the Year award as a junior after playing on both sides of the ball...majoring in commercial entrepreneurship.



### CAMPBELL JR.'S CAREER STATISTICS

YR.	G	RUSH	YDS	AVG	TD	LG	AVG/G
2022	6	18	64	3.6	2	15	10.7
TOT	6	18	64	3.6	2	15	10.7

### CAMPBELL JR.'S CAREER HIGHS

Rush Attempts	8, at Miami, 11/5/2022
Rush Yards	28, at Miami, 11/5/2022
Rush Touchdowns	1 (2x), at Miami, 11/5/2022
Long Rush	15, at Miami, 11/5/2022

# 2023 SEMINOLES




## 47 JIMMY CASEY

- TE
- 6-7 • 237 • R-FR
- QUAKERTOWN, PENN./THE PEDDIE SCHOOL

2022: Worked with FSU scout team while redshirting...ACC Honor Roll...Seminole Scholar.

**BEFORE FSU:** Made 33 receptions for 408 yards and four touchdowns in six games played during 2021 season at The Peddie School...was two-year starter at tight end and defensive end for Lansdale Catholic...two-time first-team Philadelphia Catholic League Blue Division selection...also played basketball at Lansdale Catholic and The Peddie School...majoring in management.



## 69 KANAYA CHARLTON

- OL
- 6-5 • 338 • R-FR
- BRUNSWICK, GA./BRUNSWICK



2022: Appeared in five games...ACC Honor Roll...Seminole Scholar...made collegiate debut in season-opening 47-7 win vs. Duquesne...also saw action in 45-3 victory at Miami, 38-3 win at Syracuse, 49-17 win vs. Louisiana and 35-32 Cheez-It Bowl victory vs. Oklahoma...redshirted 2022 season.

**BEFORE FSU:** Consensus three-star ranked 30th among offensive guards in America and No. 65 among all prospects from Georgia by Rivals...rated as No. 70 interior offensive lineman nationally and No. 122 overall prospect in Georgia


on 247 Composite...tabbed 64th among offensive guards nationally and 121st among prospects from Georgia by ESPN...ranked 103rd among all interior linemen in Class of 2022 by 247Sports...helped lead Pirates to second round of 2021 GHSA AAAAAA playoffs with 11-1 record...blocked for offense that rushed for 45 touchdowns and averaged 6.1 yards per carry...majoring in pre-human development and family science.



## 43 MAC CHIUMENTO

- P
- 6-4 • 219 • R-FR
- DAYTONA BEACH, FLA./SEABREEZE

2022: Appeared in three games...kicked off six times for 378 total yards, averaging 63.0 yards per kickoff, with four touchbacks...made collegiate debut in season-opening 47-7 win vs. Duquesne with one kickoff resulting in touchback...kicked off five times with three touchbacks in 45-38 victory vs. Florida...also saw action vs. No. 4 Clemson...redshirted 2022 season.



**BEFORE FSU:** Four-year starter at punter for Seabreeze...played in 11 games in 2021 amassing 1,209 yards on 30 punts for average of 40.3 yards per punt...booted 12 inside 20 yard-line and registered career-long of 58 yards...26 of 29 on PATs and made one 30-yard field goal...handled 39 kickoffs...Daytona Beach News-Journal's Volusia-Flagler All-Area first-team selection in 2020 and 2021...also played tennis helping Sandcrabs to 11-1 record in 2021 and state championship appearance with 10-2 record in singles play...majoring in economics.



## 41 AJ COTTRILL

- LB
- 6-0 • 222 • R-FR
- TAMPA, FLA./JESUIT

2022: Appeared in two games...ACC Honor Roll...made collegiate debut in season-opening 47-7 win vs. Duquesne...also saw action in 49-17 win vs. Louisiana...redshirted 2022 season.



**BEFORE FSU:** Made 532 tackles, including 45.0 for loss with 6.0 sacks, 11 forced fumbles, 10 fumble recoveries, three interceptions, six pass breakups and two blocked punts at Jesuit...helped lead Tigers to 40-4 record in three varsity seasons, including perfect 15-0 record and 6A state title in 2021...recorded 140 tackles, 12.0 for loss with 2.0 sacks, four forced fumbles, six fumble recoveries and two interceptions his senior season...earned MaxPreps All-America honors...made 208 tackles, including 16.0 for loss with 3.0 sacks, five forced fumbles, three fumble recoveries, one interception and two pass breakups in 2020 as Tigers finished 14-1 and advanced to 6A state championship game...registered 152 tackles, 16.0 for loss with 1.0 sack, two forced fumbles, one fumble recovery and four pass breakups as a sophomore for 11-3 team...appeared in four varsity games his freshman year, recording 12 tackles, including 1.0 sack...also played baseball at Jesuit...majoring in management.



## 40 BRIAN COURTNEY

- LB/TE
- 6-3 • 238 • SO
- ASHBURN, VA./INDEPENDENCE

2022: Played in 12 games...made 12-yard reception, caught two-point conversion and made one tackle...All-ACC Academic Team...ACC Honor Roll...Seminole Scholar...first collegiate reception was 12-yard catch in 45-3 victory at Miami...recorded one tackle at No. 14 NC State...made two-point conversion reception in second quarter of 35-32 Cheez-It Bowl victory vs. Oklahoma that cut FSU's deficit to 14-11...also saw action in season-opening 47-7 win vs. Duquesne, 35-31 win at Louisville, 44-14 win vs. Boston College, vs. No. 22 Wake Forest, vs. No. 4 Clemson, in 41-16 win vs. Georgia Tech, 38-3 victory at Syracuse, 49-17 win vs. Louisiana and 45-38 victory vs. Florida.

**BEFORE FSU:** Consensus three-star prospect...ranked as No. 18 prospect in Virginia and No. 46 athlete nationally by 247Sports...rated as No. 27 prospect in Virginia and No. 86 among all athletes in Class of 2022 by ESPN...rated No. 27 in Virginia and No. 70 athlete nationally on 247 Composite...ranked as No. 32 overall prospect from Virginia by Rivals...played quarterback in high school where he accounted for 6,885 yards of total offense and 75 touchdowns...tallied 1,117 yards passing with eight touchdowns in six games played during senior season...added 763 yards rushing and 11 TDs...completed 51 passes for 672 yards and 10 touchdowns in seven games his junior year...added 1,227 yards rushing on 163 carries and 15 touchdowns while averaging 175.3 yards per game...accounted for seven touchdowns and recorded 4.0 sacks in 63-44 win over Strasburg...voted team captain as a sophomore...accounted for 3,106 yards of total offense in 11 games...threw for 1,685 yards on 107 completions and 10 touchdowns...added 1,421 yards on the ground with eight touchdowns...majoring in finance.



# 2023 SEMINOLES



## 45 PRESTON DANIEL

- TE
- 6-4 • 236 • R-JR
- MEMPHIS, TENN./EVANGELICAL CHRISTIAN

2022 : Played in all 13 games with two starts...made three receptions for 15 yards and one touchdown with one tackle...All-ACC Academic Team...ACC Honor Roll...Seminoles Scholar...recorded first collegiate touchdown reception and made solo tackle in 35-31 win at Louisville...touchdown opened scoring at Cardinals...caught seven-yard pass in 45-38 victory vs. Florida...made six-yard reception in 41-16 win vs. Georgia Tech...started vs. No. 4 Clemson and in 38-3 win at Syracuse.

2021: Appeared in all 12 games, seeing action at tight end and on special teams units... Don Powell Award winner...ACC Honor Roll...Seminoles Scholar...made five-yard reception at Boston College...recorded one tackle at Florida.

2020: Played in all nine games with starts vs. Jacksonville State and at Louisville... caught two passes for 45 yards while serving as key blocker for FSU offense...ACC Honor Roll...first collegiate catch was for 36 yards in 31-28 victory vs. No. 5 North Carolina...reception came on third down on FSU 7-yard line and continued drive that ended in 10-0 lead...made nine-yard reception vs. Pitt...had 10-yard kickoff return in 56-35 win vs. Duke.

BEFORE FSU: Played tight end and linebacker for Evangelical Christian...helped lead Eagles to 2019 Division II Class AA state championship and 13-1 overall record...offense averaged 33.3 points per game while defense allowed only 11.1 points per game during state title season...also played lacrosse all four years at ECS, appearing in 50 games... won state championship his freshman year and advanced to state title game in 2019... majoring in finance.

### DANIEL'S CAREER STATISTICS

RECEIVING							
YR.	G	REC	YDS	AVG	TD	LG	AVG/G
2020	9	2	45	22.5	0	36	5.0
2021	12	1	5	5.0	0	5	0.4
2022	13	3	15	5.0	1	7	1.2
TOT	34	6	65	10.8	1	36	1.9

### DANIEL'S CAREER HIGHS

Receptions	1 (6x), last Florida, 11/25/2022
Receiving Yards	36, North Carolina, 10/17/2020
Receiving Touchdowns	1, at Louisville, 9/16/2022
All-Purpose Yards	36, North Carolina, 10/17/2020
Long Kick Return	10, Duke, 12/12/2020



## 4 KALEN DeLOACH

- LB
- 6-1 • 212 • R-SR
- SAVANNAH, GA./ISLANDS

2022: Started all 13 games...recorded 65 tackles, including 7.5 for loss with 3.0 sacks, seven pass breakups and five quarterback hurries...ranked third on team in tackles and tackles for loss...earned team's Monk Bonasorte Award...made career-high-tying eight tackles, including career-high-tying 2.0 for loss, in 35-32 Cheez-It Bowl victory vs. Oklahoma...recorded seven tackles, including career-high-tying 2.0 for loss with 1.0 sack, one quarterback hurry and one pass breakup in 35-31 win at Louisville...had seven tackles, 1.0 for loss with 0.5 sack, and two quarterback hurries in 24-23 win vs. LSU... registered seven tackles and career-best two pass breakups in 44-14 win vs. Boston College...made six tackles, 1.0 for loss with 0.5 sack, and one pass breakup in 41-16 win vs. Georgia Tech...recorded five tackles, including 1.0 sack, one quarterback hurry and one pass breakup vs. No. 22 Wake Forest...made five solo stops vs. No. 4 Clemson... had five tackles in 45-38 victory vs. Florida...recorded four tackles and one pass breakup at No. 14 NC State...made three tackles in season-opening 47-7 win vs. Duquesne... had three solo stops in 45-3 victory at Miami...recorded three tackles, 0.5 sack, and one quarterback hurry in 38-3 win at Syracuse...had two tackles and one pass breakup in 49-17 win vs. Louisiana.



2021: Appeared in all 12 games with 11 starts...recorded 69 tackles, including 6.5 for loss with 1.0 sack, one interception, three quarterback hurries and two pass breakups... earned FSU's Defensive Most Improved Player Award...made career-high eight tackles, including 0.5 for loss, in season opener vs. No. 9 Notre Dame...matched career-high tackles total, with 0.5 tackle for loss, and grabbed first career interception in season finale at Florida...made career-high 2.0 tackles for loss as part of seven-tackle game along with one pass breakup at Boston College...had seven tackles, including first collegiate sack, and one quarterback hurry vs. Jacksonville State...made four tackles at Wake Forest... had six stops vs. Louisville...recorded seven tackles and one quarterback hurry vs. Syracuse...made three solo stops, including 1.0 for loss, at North Carolina...registered four solo tackles, 1.0 for loss, vs. UMass...recorded six tackles and one quarterback hurry at Clemson...made five tackles, 0.5 for loss, and one pass breakup vs. North Carolina State...had four tackles vs. Miami.

2020: Played in all nine games with one start and made seven tackles...Seminoles Scholar...started season opener vs. Georgia Tech and recorded career-high four tackles, all solo...made solo stop at No. 12 Miami...registered solo tackle at Louisville...had one tackle in 56-35 win vs. Duke.

# 2023 SEMINOLES

2019: Appeared in eight games and made three tackles with one quarterback hurry... recorded first collegiate tackle in 35-17 victory vs. Syracuse...had solo tackle in 49-12 win vs. Alabama State...registered one quarterback hurry at No. 8 Florida...made one solo stop in Sun Bowl vs. Arizona State...also saw action at No. 2 Clemson, at Wake Forest, vs. Miami and at Boston College.

**BEFORE FSU:** Rated as consensus four-star prospect...ranked No. 198 in ESPN300...listed as No. 14 outside linebacker nationally and 28th prospect out of Georgia according to 247 Composite...ranked 14th nationally at his position and No. 34 in Georgia according to Rivals...selected to play in 2019 Under Armour All-America Game...registered 156 tackles, 13.0 tackles for loss with 7.0 sacks and two interceptions as a senior...was named Butkus Award finalist for best high school linebacker in America...contributed on offense as well, adding 771 yards rushing and 19 touchdowns...also played basketball for Islands High School...chose Florida State over Auburn and Michigan from numerous offers...majoring in interdisciplinary social science.

### DeLOACH'S CAREER STATISTICS

YR.	G	UA	A	TOT	TFL-YDS	PBU	FF	FR	INT	SACKS
2019	8	2	1	3	0.0-0	0	0	0	0-0	0.0-0
2020	9	6	1	7	0.0-0	0	0	0	0-0	0.0-0
2021	12	38	31	69	6.5-17	2	0	0	1-0	1.0-3
2022	13	33	32	65	7.5-33	7	0	0	0-0	3.0-20
TOT	42	79	65	144	14.0-50	9	0	0	1-0	4.0-23

### DeLOACH'S CAREER HIGHS

Tackles	8 (3x), last Oklahoma, 12/29/2022 (Cheez-It Bowl)
Tackles for Loss	2.0, (3x), last Oklahoma, 12/29/2022 (Cheez-It Bowl)
Sacks	1.0 (3x), last Wake Forest, 10/1/2022
Pass Breakups	2, Boston College, 9/24/2022
Interceptions	1, at Florida, 11/27/2021



## AKEEM DENT

- DB
- 6-1 • 191 • R-SR
- PAHOKEE, FLA./PALM BEACH CENTRAL

Career: FSU's active career leader with 15 pass breakups.

2022: Played in all 13 games with 12 starts...recorded 53 tackles, including 0.5 for loss, four pass breakups and one quarterback hurry...Seminole Scholar...made career-high 10 tackles and one pass breakup in 35-31 win at Louisville...registered five solo tackles and career-high-tying two pass breakups in 24-23 win vs. LSU...recorded nine tackles, including 0.5 for loss, at No. 14 NC State...made eight tackles vs. No. 22 Wake Forest...had two solo stops in season-opening 47-7 win vs. Duquesne...made three tackles in 44-14 win vs. Boston College...recorded three tackles and one pass breakup vs. No. 4 Clemson...made three tackles in 41-16 win vs. Georgia Tech...had one tackle in 45-3 victory at Miami...made three solo stops in 38-3 win at Syracuse...registered four tackles and one quarterback hurry in 49-17 win vs. Louisiana...made two tackles in 35-32 Cheez-It Bowl victory vs. Oklahoma.

2021: Appeared in 10 games with eight starts...recorded 44 tackles, including 0.5 sack, one interception, four pass breakups and one quarterback hurry...registered three tackles, one pass breakup and first collegiate interception at Boston College...interception came on BC's final offensive play and secured 26-23 victory...named ACC Defensive Back of the Week for his performance...made career-high-tying nine tackles, one pass breakup and one quarterback hurry at Clemson...recorded six tackles and one pass breakup in season opener vs. No. 9 Notre Dame...had two tackles, including 0.5 sack, vs. Jacksonville State...registered one solo stop at Wake Forest...credited with two solo tackles at North Carolina...made four tackles vs. UMass...had five tackles vs. North Carolina State...recorded four tackles and one pass breakup vs. Miami...made eight tackles in season finale at Florida.

2020: Appeared in seven games with five starts and recorded 13 tackles, one pass breakup and one quarterback hurry...Seminole Scholar...made season-high four tackles, all solo, at No. 12 Miami...opened season with one tackle and one pass breakup vs. Georgia Tech...registered three tackles in 41-24 win vs. Jacksonville State...recorded solo tackle and one quarterback hurry at No. 5 Notre Dame...made two tackles in 31-28 victory vs. No. 5 North Carolina...had solo stop at Louisville...made one tackle in 56-35 win vs. Duke.

2019: Played in all 13 games with five starts at safety...ACC Honor Roll...recorded 35 tackles, 1.5 for loss, and seven pass breakups...pass breakups total was most in ACC by a true freshman...made season-high nine tackles at Wake Forest...had two stops, 0.5 for loss, in 35-24 victory vs. Louisville...recorded three tackles and two pass breakups in 31-13 win vs. North Carolina State...made five tackles at No. 2 Clemson...had one solo stop in 35-17 victory vs. Syracuse...recorded three solo tackles and two pass breakups vs. Miami...had six tackles and one pass breakup in 38-31 victory at

Boston College...made four tackles, 1.0 for loss, and two pass breakups in 49-12 win vs. Alabama State...had two tackles in Sun Bowl vs. Arizona State.

**BEFORE FSU:** Five-star prospect ranked 28th nationally, 4th at his position, and No. 4 in Florida according to Rivals...listed as the nation's No. 11 cornerback and the No. 12 prospect in Florida by 247Sports...ranked as No. 76 prospect in ESPN300...played in 2019 Under Armour All-America Game...two-time Sun Sentinel Palm Beach County Class 8A-6A Defensive Player of the Year...contributed 67 tackles and one interception while serving as team captain in 2018, leading the Broncos to the FHSAA 8A Regional Final...2018 Groza Award Palm Beach County Player of the Year...tallied 81 tackles, five interceptions and three forced fumbles as a junior...helped Palm Beach Central to back-to-back district titles...chose Florida State over Alabama and Miami among many offers...graduated from FSU with a degree in social science.

### DENT'S CAREER STATISTICS

YR.	G	UA	A	TOT	TFL-YDS	PBU	FF	FR	INT	SACKS
2019	13	21	14	35	1.5-3	7	0	0	0-0	0.0-0
2020	7	8	5	13	0.0-0	1	0	0	0-0	0.0-0
2021	10	24	20	44	0.5-5	4	0	0	1-0	0.5-5
2022	13	29	24	53	0.5-0	4	0	0	0-0	0.0-0
TOT	43	82	63	145	2.5-8	16	0	0	1-0	0.5-5

### DENT'S CAREER HIGHS

Tackles	10, at Louisville, 9/16/2022
Tackles for Loss	1.0, Alabama State, 11/16/2019
Sacks	0.5, Jacksonville State, 9/11/2021
Pass Breakups	2 (4x), last vs. LSU, 9/4/2022
Interceptions	1, at Boston College, 11/20/2021



MEDIA

PREVIEW

TEAM

COACHES

REVIEW

HONORS

PROS

RECORDS

FSU



# 2023 SEMINOLES



## JA'KHI DOUGLAS

- WR
- 5-9 • 189 • R-JR
- HOUMA, LA/TERREBONNE

**2022:** Returned from preseason injury to appear in final seven games...made 10 receptions for 123 yards and two touchdowns and had eight-yard rush...All-ACC Academic Team...ACC Honor Roll...Seminole Scholar...caught six-yard touchdown reception in season debut vs. No. 4 Clemson...recorded career-high-tying four receptions for 63 yards and one touchdown in 41-16 win vs. Georgia Tech...led FSU with 43 receiving yards on three receptions in 38-3 win at Syracuse...registered career-long eight-yard rush and made four-yard reception in 49-17 win vs. Louisiana...had seven-yard catch in 35-32 Cheez-It Bowl victory vs. Oklahoma.

**2021:** Played in all 12 games with three starts...registered 357 all-purpose yards with 255 yards and one touchdown on 14 receptions, 96 yards on six kickoff returns and six rushing yards...ACC Honor Roll...Seminole Scholar...recorded career-high 90 receiving yards on career-high-tying four catches vs. Miami...total included 59-yard reception on game-winning drive in 31-28 victory vs. Hurricanes...made three catches for 80 yards and one touchdown in season opener vs. No. 9 Notre Dame...touchdown vs. Irish was 60-yard reception...gained 57 yards on three kickoff returns and had one-yard catch vs. Louisville...returned three kickoffs for 39 yards vs. Syracuse...rushed for eight yards on six carries vs. UMass...tied career-high with four catches for 44 yards at Boston College...made two receptions for 40 yards in season finale at Florida.

**2020:** Appeared in eight games with one start at North Carolina State...totaled 287 all-purpose yards, 158 on eight kickoff returns, 116 and two touchdowns on seven receptions and 11 on six rushes...also blocked one punt and recovered fumble on muffed punt...ACC Honor Roll...Seminole Scholar...caught three passes for 77 yards and two touchdowns and added one rushing yard in 56-35 win vs. Duke...68-yard touchdown vs. Blue Devils was FSU's second-longest touchdown reception of 2020...registered blocked punt in first quarter of 31-28 victory vs. No. 5 North Carolina...tied single-game school record with seven kickoff returns, totaling 137 yards, and recovered fumble on punt coverage at Louisville...made collegiate debut at No. 12 Miami with two catches for 13 yards and three rushes for five yards...caught nine-yard pass in 41-24 win vs. Jacksonville State...had 17-yard reception at No. 5 Notre Dame...returned kickoff 21 yards vs. Pitt...rushed once for five yards at North Carolina State.



**BEFORE FSU:** Four-star prospect rated as No. 40 wide receiver in the nation and ninth-best prospect in Louisiana according to 247Sport Composite...tabbed eighth-best athlete in the nation and No. 17 overall prospect in Louisiana by Rivals.com...No. 265 in ESPN 300...played quarterback and wide receiver for Terrebonne...passed for 2,173 yards and rushed for 1,723 yards in 28 games...was 166-of-274 with 24 touchdowns at quarterback...added 21 rushing touchdowns and made 37 catches for 450 yards and eight touchdowns...made 23 catches for 205 yards and added four touchdowns as senior helping the Tigers to LHSAA 5A state playoffs...also played basketball and ran track...clocked personal-best 11.07 in 100 meters...chose FSU over LSU and Alabama...majoring in sport management.

### DOUGLAS' CAREER STATISTICS

#### RECEIVING

YR.	G	REC	YDS	AVG	TD	LG	AVG/G
2020	8	7	116	16.6	2	68	14.5
2021	12	14	255	18.2	1	60	21.3
2022	7	10	123	12.3	2	27	17.6
TOT	27	31	494	15.9	5	68	18.3

#### RUSHING

YR.	G	RUSH	YDS	AVG	TD	LG	AVG/G
2020	8	6	11	1.8	0	5	1.4
2021	12	7	6	0.9	0	3	0.5
2022	7	1	8	8.0	0	8	1.1
TOT	27	14	25	1.8	0	8	0.9

#### KICKOFF RETURNS

YR.	G	RET	YDS	AVG	TD	LG	AVG/G
2020	8	8	158	19.8	0	28	19.8
2021	12	6	96	16.0	0	24	8.0
2022	7	0	0	0.0	0	0	0.0
TOT	27	14	254	18.1	0	28	9.4

### DOUGLAS' CAREER HIGHS

Rush Attempts	6, UMass, 10/23/2021
Rush Yards	8 (2x), last Louisiana, 11/19/2022
Long Rush	8, Louisiana, 11/19/2022
Receptions	4 (3x), last Georgia Tech, 10/29/2022
Receiving Yards	90, Miami, 11/13/2021
Receiving Touchdowns	2, Duke, 12/12/2020
Long Reception	68, Duke, 12/12/2020
Long Kick Return	28, at Louisville, 10/24/2020
All-Purpose Yards	137, at Louisville, 10/24/2020
Fumbles Recovered	1, at Louisville, 10/24/2020
Blocked Kicks	1 (punt), North Carolina, 10/17/2020



## 85 MARKESTON DOUGLAS

- TE
- 6-4 • 285 • R-JR
- BROWNSVILLE, TENN./HAYWOOD

2022: Played in all 13 games with four starts...made 14 catches for 190 yards and two touchdowns...had career-high four receptions for 50 yards and one touchdown in 35-32 Cheez-It Bowl victory vs. Oklahoma...touchdown grab gave FSU 32-25 lead with 7:22 remaining in game...recorded career-high 52 receiving yards on two catches vs. No. 4 Clemson...receptions vs. Tigers were for 29 and 23 yards, two longest catches of his career...caught two passes for 22 yards and added two-point conversion catch vs. No. 22 Wake Forest...had two catches for 27 yards and first collegiate touchdown in 49-17 win vs. Louisiana...made first collegiate reception for eight yards in 24-23 win vs. LSU...caught two passes for 17 yards in 38-3 win at Syracuse...made 14-yard reception in 45-3 victory at Miami...in addition to Cheez-It Bowl and vs. Wake Forest, also started in season-opening 47-7 win vs. Duquesne and 35-31 win at Louisville.

2021: Appeared in four games...did not record any statistics...made collegiate debut vs. Jacksonville State...also saw action vs. Syracuse, vs. UMass and vs. North Carolina State.

2020: Did not appear in any games.

**BEFORE FSU:** Three-star prospect in 247Sports Composite...rated as No. 46 prospect in Tennessee by 247Sports Composite...only played one season of high school football...helped lead Haywood to 13 wins and semifinal round of 4A state playoffs...was standout basketball player for Tomcats, averaging double-double on the court...named to Class AA all-state team as a junior...helped Haywood reach semifinal round of state tournament his freshman year...high school teammate of fellow signee Darion Williamson...selected Florida State over Michigan State...majoring in sociology.

### DOUGLAS' CAREER Statistics

RECEIVING							
YR.	G	REC	YDS	AVG	TD	LG	AVG/G
2021	4	0	0	0.0	0	0	0.0
2022	13	14	190	13.6	2	29	14.6
TOT	17	14	190	13.6	2	29	11.2

### DOUGLAS' CAREER HIGHS

Receptions	4, vs. Oklahoma, 12/29/2022 (Cheez-It Bowl)
Receiving Yards	52, Clemson, 10/15/2022
Receiving Touchdowns	1(2x), last vs. Oklahoma, 12/29/2022 (Cheez-It Bowl)
Long Reception	29, Clemson, 10/15/2022



## 10 AJ DUFFY

- QB
- 6-2 • 217 • R-FR
- INLAND EMPIRE, CALIF./RANCHO VERDE

2022: Played in three games...completed two passes for 26 yards and one touchdown in addition to five-yard rush...ACC Honor Roll...Seminoles Scholar...made collegiate debut in season-opening 47-7 win vs. Duquesne...was 1-for-1 passing for 10 yards and had five-yard rush vs. Dukes...completed 16-yard pass for first collegiate touchdown in 49-17 win vs. Louisiana...also appeared in 44-14 win vs. Boston College.

**BEFORE FSU:** Consensus four-star prospect...tabbed 39th in ESPN300 and ranked No. 3 nationally among quarterbacks and No. 7 overall in Florida by ESPN...rated as nation's No. 8 quarterback prospect, No. 17 overall in Florida and No. 120 overall nationally on 247 Composite...ranked No. 9 at his position and No. 20 in Florida by Rivals...247Sports ranked him as nation's 14th-best quarterback and No. 27 overall prospect in Florida...selected for Under Armour All-America Game and Elite 11 Finals...transferred to IMG Academy for senior season after junior year wiped out due to pandemic...as sophomore at Rancho Verde in California, led Mustangs to 11-1 overall record and quarterfinal round of CIF Division 2 Southern Section Championship...was 185-of-261 passing for 2,568 yards and 26 touchdowns while also adding 501 yards and four touchdowns rushing...helped lead Rancho Verde to 13 wins and CIF Division 2 Southern Section championship game during freshman season when he was 163-of-234 passing for 2,984 yards and 40 touchdowns with 316 yards and four touchdowns rushing...majoring in sport management.

### DUFFY'S CAREER STATISTICS

PASSING									
YR.	G	COM	ATT	PCT	YDS	TD	INT	LG	AVG/G
2022	3	2	7	28.6	26	1	0	16	8.7
TOT	3	2	7	28.6	26	1	0	16	8.7

RUSHING							
YR.	G	RUSH	YDS	AVG	TD	LG	AVG/G
2022	3	1	5	5.0	0	5	1.7
TOT	3	1	5	5.0	0	5	1.7

### DUFFY'S CAREER HIGHS

Rush Attempts	1, Duquesne, 8/27/2022
Rush Yards	5, Duquesne, 8/27/2022
Pass Attempts	4, Louisiana, 11/19/2022
Pass Completions	1 (2x), last Louisiana, 11/19/2022
Pass Yards	16, Louisiana, 11/19/2022
Pass Touchdowns	1, Louisiana, 11/19/2022
Longest Pass	16, Louisiana, 11/19/2022



# 2023 SEMINOLES



## 54 JAYLEN EARLY

- OL
- 6-4 • 299 • R-RF
- DUNCANVILLE, TEXAS/DUNCANVILLE

2022: Appeared in four games...made collegiate debut in season-opening 47-7 win vs. Duquesne...also saw action in 41-16 win vs. Georgia Tech, 38-3 victory at Syracuse and 49-17 win vs. Louisiana...redshirted 2022 season.



**BEFORE FSU:** Consensus four-star prospect...ranked 296th in ESPN300...ESPN tabbed him as No. 6 offensive guard prospect nationally and 48th overall prospect from Texas...ranked as country's No. 7 interior offensive lineman and No. 30 prospect from Texas by 247Sports...rated 14th nationally among interior offensive line prospects and 36th-best prospect in Texas on 247 Composite...ranked as No. 19 offensive tackle nationally and 33rd overall in Texas by Rivals...played tackle and guard during four years at Duncanville...helped lead Duncanville to 6A D1 state championship game in 2021...Panthers averaged 47.4 points per game during his senior season...helped lead Duncanville to semifinal round of state playoffs his junior year with average of 45.6 points per game...earned first-team all-district honors at offensive tackle his sophomore season after helping Panthers finish 15-1 and advance to state championship game...freshman year played on team that won 14 games and played for state title...teammates with fellow signee Jerrale Powers...majoring in real estate.



## 71 D'MITRI EMMANUEL

- OL
- 6-2 • 309 • R-SR
- CHARLOTTE, N.C./MARVIN RIDGE/CHARLOTTE

2022: Started all 13 games at right guard...third-team All-ACC...named second-team All-ACC by Phil Steele...earned team's Don Powell Award...All-ACC Academic Team...ACC Honor Roll...Seminoles Scholar...named ACC Offensive Lineman of the Week after 41-16 win vs. Georgia Tech...did not allow one quarterback pressure on 80 snaps while blocking for offense that rolled up 642 yards of total offense, FBS' highest total that week and third-highest yardage total vs. Yellow Jackets in records dating back to 2000...Georgia Tech game was also third in program history with 375-yard passer, 100-yard rusher and 100-yard receiver...blocked for offense that led country with average of 7.46 plays of at least 20 yards per game and tied for national lead with eight touchdown drives of at least 90 yards...ranked second nationally with explosive play differential of +7.41, bolstered by 17.15 percent explosive play rate on offense that was country's third-best rate...helped Seminoles lead ACC in third-down offense, yards gained per pass, yards gained per play, yards gained per rush, total offense per game, yards per completion, rushing offense per game and scoring offense per game...FSU was one of two offenses nationally, and only one in ACC, to average at least 270 passing yards (270.2) and at least 210 rushing yards (214.1) per game...helped protect quarterback Jordan Travis, who was PFF's highest-graded quarterback nationally and ACC's highest-graded offensive player...Travis led ACC in yards per play, yards per pass attempt, yards



per completion and pass efficiency rating...paved way for running back Trey Benson to lead ACC with average of 6.43 yards per rush...opened lanes as FSU topped 200 rushing yards in seven straight games, tying school record...helped Seminoles score five rushing touchdowns in 45-38 win vs. Florida, highest single-game total by Gators opponent since 1997...helped FSU rush for 206 yards vs. No. 4 Clemson, which entered game allowing average of 62.2 rushing yards per game...blocked as FSU produced 125-yard rusher and receiver for first time since 2015 in 35-31 victory at Louisville...helped Seminoles record program's first game with 400 rushing yards and 200 passing yards since 1995, one of two teams nationally to accomplish the feat in 2022, in season opener vs. Duquesne.

**BEFORE FSU:** Transfer from Charlotte...started 25 total games, including 24 consecutive starts from 2019-21...recorded starts at left tackle, right tackle and left guard for 49ers...started all seven games played in 2021 with five starts at left guard and two starts at right tackle...third-team All-Conference USA performer in 2020 after starting all six games played...helped block for offense that ranked fifth in NCAA in time of possession and converted 18 of 21 red zone possessions...third-team All-Conference USA selection in first season of action in 2019 when he started all 12 games and was coached by current FSU offensive coordinator and offensive line coach Alex Atkins...helped 49ers lead C-USA in rushing offense with school-record average of 203.0 yards per game while blocking for first-team all-conference running back Benny LeMay...was part of only C-USA unit on Joe Moore Award Midseason Honor Roll...earned all-state honors his senior year at Marvin Ridge and was selected to 2016 Shrine Bowl...helped lead Mavericks to third round of state playoffs...four-time all-county and three-time all-conference selection...earned bachelor's degree in sociology from Charlotte...pursuing additional degree in interdisciplinary social science.



## 77 BRYSON ESTES

- OL
- 6-3 • 300 • R-SO
- MCDONOUGH, GA/EAGLE'S LANDING CHRISTIAN ACADEMY

2022: Appeared in all 13 games...ACC Honor Roll...Seminoles Scholar...helped protect on field-goal unit and served as backup offensive lineman.

2021: Made collegiate debut vs. UMass...ACC Honor Roll...Seminoles Scholar...redshirted 2021 season.

**BEFORE FSU:** Versatile offensive lineman with four years of experience...won three straight state titles...four-star prospect ranked as No. 5 center in America and 29th prospect in Georgia by ESPN...rated as Georgia's No. 32 overall prospect by Rivals...ranked as No. 9 center prospect nationally and No. 48 overall prospect in Georgia on 247Sports Composite...helped lead Eagle's Landing to 9-4 overall record, including perfect 3-0 mark in region play, while advancing to quarterfinal round of state playoffs...helped lead Chargers to fifth straight Class A Private state championship behind 13-1 record in 2019...blocked for offense that averaged 49.7 points per game...sophomore season featured offense that averaged 52.6 points per game to propel Eagle's Landing to 13-1 record and another state title...blocked for Chargers to average 52.8 points per game and complete perfect 13-0 season as a freshman...majoring in social science.



# 2023 SEMINOLES



## 44 JOSHUA FARMER

- DL
- 6-3 • 311 • R-SO
- PORT ST. JOE, FLA./GADSDEN COUNTY

2022: Appeared in all 13 games...recorded 15 tackles, including 6.0 for loss with 2.0 sacks, and one quarterback hurry...Freshman Honorable Mention All-American by College Football News... Devaughn Darling Defensive Freshman of the Year...All-ACC Academic Team...ACC Honor Roll...Seminoles Scholar...tackles for loss total led all ACC freshmen...made career-high three tackles, 1.0 for loss, in season-opening 47-7 win vs. Duquesne...had two solo tackles, including first collegiate sack, vs. No. 22 Wake Forest...recorded 1.0 sack and one quarterback hurry in 49-17 win vs. Louisiana...made two tackles, 1.0 for loss, at No. 14 NC State...had two tackles in 35-32 Cheez-It Bowl victory vs. Oklahoma...made solo stop in 44-14 win vs. Boston College...registered 1.0 tackle for loss in 41-16 win vs. Georgia Tech and in 38-3 win at Syracuse...had solo tackle in 45-3 victory at Miami...made one tackle vs. No. 4 Clemson.

2021: Played in four games...made first collegiate tackle vs. Syracuse...also saw action vs. Louisville, at North Carolina and vs. UMass...redshirted 2021 season.

**BEFORE FSU:** Four-star prospect ranked as No. 43 defensive end in America and No. 65 overall prospect in Florida by ESPN...rated 40th nationally at his position and as No. 89 prospect in Florida on 247Sports Composite...three-year starter for Gadsden County...helped Jaguars reach semifinal round of 2020 Florida Class 4A state playoffs...earned first-team All-Big Bend recognition as a junior...recorded 84 tackles, including 5.5 for loss with 2.0 sacks, and two fumble recoveries as a sophomore...majoring in interdisciplinary social science.



### FARMER'S CAREER STATISTICS

YR.	G	UA	A	TOT	TFL-YDS	FF	FR	SACKS
2021	4	0	1	1	0.0-0	0	0	0.0-0
2022	13	10	5	15	6.0-23	0	0	2.0-10
TOT	17	10	6	16	6.0-23	0	0	2.0-10

### FARMER'S CAREER HIGHS

Tackles	3, Duquesne, 8/27/2022
Tackles for Loss	1.0 (6x), last Louisiana, 11/19/2022
Sacks	1.0 (2x), last Louisiana, 11/19/2022



## 88 RYAN FITZGERALD

- K
- 6-1 • 198 • R-JR
- COOLIDGE, GA./COLQUITT COUNTY

**CAREER:** Ranks 19th in program history with 184 points scored.

2022: Served as FSU's primary placekicker in all 13 games...scored 93 points courtesy of 12 field goals and 57 PATs...All-ACC Academic Team...ACC Honor Roll...Seminoles Scholar...earned team's Bill McGrotha Award...ranked eighth in ACC in total points scored...scored career-high-tying 11 points twice, first in season-opening 47-7 win vs. Duquesne and again in 41-16 win vs. Georgia Tech...was 5-for-5 on PATs and 2-for-2 on field goals in both games...tied season-high with two made field goals, including game-winning 32-yarder with 55 seconds

remaining, was 3-for-3 on PATs and registered six touchbacks on seven kickoffs in Cheez-It Bowl victory vs. Oklahoma...made season-long 47-yard field goal as time expired in first half at No. 14 NC State...also was 2-for-2 on PATs and recorded two touchbacks on three kickoffs at Wolfpack...was 6-of-6 on PATs and made 46-yard field goal, his second-longest of season, in 45-38 victory vs. Florida...also recorded solo tackle vs. Gators...was also 6-for-6 on PATs and made 41-yard field goal with five touchbacks on seven kickoffs in 45-3 victory at Miami...made five PATs and one field goal while registering touchbacks on all eight kickoffs in 44-14 win vs. Boston College...was 7-for-7 on PATs and had three touchbacks in 49-17 win vs. Louisiana...made all five PAT attempts and 40-yard field goal while knocking five touchbacks on six kickoffs in 38-3 win at Syracuse...was 3-for-3 on PATs and made 25-yard field goal in 24-23 win vs. LSU...was 5-for-5 on PATs and registered four touchbacks on six kickoffs in 35-31 win at Louisville...made only PAT attempt and had three touchbacks on four kickoffs vs. No. 22 Wake Forest...was 4-for-4 on PATs and registered three touchbacks on four kickoffs vs. No. 4 Clemson.



2021: Served as FSU's primary placekicker in all 12 games...scored 67 points courtesy of 10 field goals and 37 PATs...All-ACC Academic Team...ACC Honor Roll...Seminoles Scholar...scored career-high 11 points in 59-3 win vs. UMass and 31-28 victory vs. Miami...made career-high three field goals and two PATs vs. Hurricanes...connected on eight PATs and 36-yard field goal vs. Minutemen...made 34-yard walk-off field goal as part of two-field goal and three-PAT performance in 33-30 win vs. Syracuse...game-winning kick was FSU's first walk-off field goal since 2010...made three PATs and 43-yard field goal in season opener vs. No. 9 Notre Dame...field goal completed 18-point fourth quarter and forced overtime with 40 seconds remaining in regulation...53-yard field goal vs. Jacksonville State tied for longest by FSU kicker since 2012...also made two PATs vs. Gamecocks...connected on both PAT attempts at Wake Forest...made 45-yard field goal and two PATs vs. Louisville...was 5-for-5 on PATs at North Carolina...connected on two PATs at Clemson and vs. North Carolina State...also had 62-yard kickoff vs. North Carolina State...made 36-yard field goal and three PATs at Boston College...also connected on three PAT attempts in season finale at Florida.

2020: Appeared in five games...was 12-of-13 on PAT attempts and 4-of-7 on field goals for 24 points scored...ACC Honor Roll...Seminoles Scholar...made season-long 42-yard field goal as part of 2-for-2 performance on field goals and 2-for-2 on PATs at No. 5 Notre Dame...eight points scored was single-game career high...made 26-yard field goal and only PAT attempt at No. 12 Miami...was 5-of-6 on PATs in 41-24 win vs. Jacksonville State...was 4-of-4 on PAT attempts and added 24-yard field goal in 31-28 victory vs. No. 5 North Carolina.

2019: Worked with FSU's specialists...ACC Honor Roll...redshirted.

**BEFORE FSU:** One of the top kicking prospects in the country known for his explosive leg...rated five-star kicker and No. 14 prospect in the country by Kohl's Kicking...holds two Georgia state high school career records with 51 made field goals and eight 50+-yard field goals...as a senior made single-season state-record 22 field goals while earning first-team All-American by MaxPreps, first team All-American by Kohl's Kicking and 2018 Chris Sailer Award...as a junior, made school-record 60-yard field goal, the fifth-longest in Georgia history by a high schooler, on his way to breaking state's single-season record with six 50+-yard field goals...extended school record for longest field goal seven times...chose Florida State over Baylor, FAU, Army and Air Force among other offers...earned bachelor's degrees in accounting and risk management.

### FITZGERALD'S CAREER STATISTICS

KICKING							
YR.	G	FGM	FGA	FG%	LONG	PAT	XP%
2020	5	4	7	57.1	42	12-13	92.3
2021	12	10	13	77.0	53	37-40	92.5
2022	13	12	20	60.0	47	57-58	98.2
TOT	30	26	40	65.0	53	106-111	95.5

### KICKOFF

YR.	G	KO	YDS	AVG	TB	OB
2020	5	0	0	--	0	0
2021	12	0	0	--	0	0
2022	13	76	4,892	64.4	50	3
TOT	30	76	4,892	64.4	50	3

### FITZGERALD'S CAREER HIGHS

Points Scored	11 (4x), last Georgia Tech, 10/29/2022
PATs	8, UMass, 10/23/2021
Field Goals Made	3, Miami, 11/13/2021
Field Goals Attempted	4, Miami, 11/13/2021
Longest Field Goal	53, Jacksonville State, 9/11/2021

## 2023 SEMINOLES



### 39 JADEN FLOYD

- DB
- 5-11 • 197 • R-SO
- WINTER GARDEN, FLA./WEST ORANGE

2022: Worked with FSU's scout team...earned team's Bill McGrotha Award...ACC Honor Roll...Seminoles Scholar.

2021: Worked with FSU's scout team while redshirting...ACC Honor Roll.

**BEFORE FSU:** Helped West Orange advance to regional semifinal round of 8A state playoffs as a senior...made 49 tackles, six pass breakups, one interception, one forced fumble and one fumble recovery his senior season...also competed in track and field...finished second in 400-meter dash at 2019 district and regional championships...father, William Floyd, is in FSU's Athletics Hall of Fame and was member of Florida State's 1993 national championship team...went on to play seven years in the NFL after being drafted in the first round by the San Francisco 49ers, who he helped win Super Bowl XXIX...majoring in digital media production.




### 32 JEREMIAH GIEDRYS

- WR
- 6-1 • 201 • R-JR
- FERNANDINA BEACH, FLA./FERNANDINA BEACH

2022: Made collegiate debut in 49-17 win vs. Louisiana...ACC Honor Roll...Seminoles Scholar.

**BEFORE FSU:** Played offense and defense for Fernandina Beach...made 32 tackles, including 3.0 for loss with 1.0 sack, and one interception on defense...caught five passes for 62 yards and scored a rushing touchdown...recorded 31 tackles, 3.0 for loss with 1.0 sack, and one interception plus two receptions for 18 yards and two rushes for eight yards and one touchdown his senior season...appeared in four games as a junior and caught three passes for 44 yards and had one solo tackle...won 39 wrestling matches and advanced to state championships his senior year...competed in sprints, hurdles and long jump for track and field team...majoring in studio art.



### 36 OMAR GRAHAM, JR.

- LB
- 6-1 • 225 • R-FR
- FORT LAUDERDALE, FLA./STRANAHAN

2022: Played in three games...recorded eight tackles...ACC Honor Roll...Seminoles Scholar...made season-high four tackles in season-opening 47-7 win vs. Duquesne...recorded two solo stops in 41-16 win vs. Georgia Tech...made two tackles in 44-14 win vs. Boston College...redshirted 2022 season.

**BEFORE FSU:** Three-star prospect ranked 32nd among all outside linebacker prospects in America and 65th overall prospect from Florida by Rivals...ESPN tabbed him 44th nationally among outside linebackers and 87th among Class of 2022 from Florida...rated as 61st-best linebacker prospect in America and No. 84 overall prospect in Florida on 247 Composite...ranked 89th nationally at his position and 91st among all prospects from Florida by 247Sports...helped Stranahan reach regional semifinal round of 5A state playoffs his senior season...recorded 102 tackles, including 40.0 for loss with 23.5 sacks, and two forced fumbles while also rushing for 551 yards and 12 touchdowns...played three games during pandemic-shortened junior season and registered 38 tackles, including 11.0 for loss with 9.0 sacks and one fumble recovery...majoring in sport management.

#### GRAHAM'S CAREER STATISTICS

YR.	G	UA	A	TOT	TFL-YDS	PBU	FF	FR	INT	SACKS
2022	3	4	4	8	0.0-0	0	0	0	0	0.0-0
TOT	3	4	4	8	0.0-0	0	0	0	0	0.0-0

#### GRAHAM'S CAREER HIGHS

Tackles 4, Duquesne, 8/27/2022



# 2023 SEMINOLES



## 8 RENARDO GREEN

- DB
- 6-0 • 186 • R-SR
- ORLANDO, FLA./WEKIVA

2022: Appeared in all 13 games with 12 starts...recorded 58 tackles, including 3.0 for loss, and had five pass breakups...honorable mention All-ACC... FSU's Defense Most Improved Player award recipient...tackles total ranked fourth on team...made career-high-tying nine tackles, including eight solo stops to match career best, in 35-31 win at Louisville...tied career high with nine tackles vs. No. 22 Wake Forest... registered career-high eight solo tackles in 24-23 win vs. LSU...made three solo tackles and career-high two pass breakups in 49-17 win vs. Louisiana... recorded six tackles, 1.0 for loss, and one pass breakup in 35-32 Cheez-It Bowl victory vs. Oklahoma...made three tackles, 1.0 for loss, in season-opening 47-7 win vs. Duquesne...recorded two tackles, 1.0 for loss, and one pass breakup in 38-3 win at Syracuse...made four tackles and one pass breakup vs. No. 4 Clemson...registered five tackles at No. 14 NC State...made five tackles in 45-38 victory vs. Florida...had two tackles in 45-3 victory at Miami...made one solo stop in 44-14 win vs. Boston College and in 41-16 win vs. Georgia Tech.



2021: Played in nine games with two starts...recorded 14 tackles and one pass breakup... made season-high five tackles in start vs. Louisville...started at Wake Forest and made three tackles...recorded four tackles and one pass breakup vs. Jacksonville State...made one tackle vs. Syracuse and vs. Miami.

2020: Started each of first five games and recorded 27 tackles, 0.5 for loss, one forced fumble and one pass breakup...opened season with career-high nine tackles, including 0.5 for loss, vs. Georgia Tech...recorded five solo tackles, one forced fumble and one pass breakup at No. 12 Miami...made six tackles in 41-24 win vs. Jacksonville State...had four tackles at No. 5 Notre Dame...recorded three tackles in 31-28 victory vs. No. 5 North Carolina.

2019: Appeared in all 13 games and recorded six tackles, 1.0 for loss, and two pass breakups...opened season with two solo tackles, including 1.0 for loss, vs. Boise State... made one solo stop at No. 25 Virginia...recorded two tackles and one pass breakup in 31-13 victory vs. North Carolina State...registered one pass breakup at No. 2 Clemson...made one solo tackle vs. Miami.

BEFORE FSU: Rated as three-star lockdown cornerback by Rivals and 247Sports...listed as No. 46 cornerback prospect in the nation by 247 and 47th by Rivals...grabbed four interceptions and defended 23 passes as a senior at Wekiva...added 25 tackles and one fumble recovery while helping the Mustangs to 11-2 record and appearance in FHSAA 8A Regional Final...competed at The Opening in 2018...chose FSU over Ohio State...majoring in social science.

### GREEN'S CAREER STATISTICS

YR.	G	UA	A	TOT	TFL-YDS	PBU	FF	FR	INT	SACKS
2019	13	5	1	6	1.0-2	2	0	0	0	0.0-0
2020	5	18	9	27	0.5-2	1	1	0	0	0.0-0
2021	9	4	10	14	0.0-0	1	0	0	0	0.0-0
2022	13	42	16	58	3.0-7	5	0	0	0	0.0-0
TOT	40	69	36	105	4.5-11	9	1	0	0	0.0-0

### GREEN'S CAREER HIGHS

Tackles	9 (3x), last Wake Forest, 10/1/2022
Tackles for Loss	1.0 (4x), last vs. Oklahoma, 12/29/2022 (Cheez-It Bowl)
Fumbles Forced	1, at Miami, 9/26/2020
Pass Breakups	2, Louisiana, 11/19/2022



## 58 BLESS HARRIS

- OL
- 6-5 • 326 • R-SR
- NEW ORLEANS, LA./ST. AUGUSTINE/LAMAR

2022: Started season-opening 47-7 win vs. Duquesne at right tackle...Seminole Scholar... helped Seminoles record program's first game with 400 rushing yards and 200 passing yards since 1995, one of two teams nationally to accomplish the feat in 2022...missed rest of season due to injury.

BEFORE FSU: Two-year contributor at Lamar...started five games at left tackle in spring 2021 season prior to injury...played in 10 games with two starts as redshirt freshman in fall 2019...helped block for Cardinal offense that ranked second in Southland Conference with average of 172.3 rushing yards per game...earned first-team all-district and all-metro honors his senior season at St. Augustine after leading Purple Knights to quarterfinal round of Division I state playoffs...ranked as 143rd overall prospect from Louisiana in Class of 2019...helped lead turnaround from two wins his sophomore season to 14 combined wins and two playoff appearances his final two years...helped St. Augustine advance to quarterfinal round of state playoffs his junior season...earned bachelor's degree in general studies from Lamar and social science degree from FSU.



## 57 AARON HESTER

- DL
- 6-2 • 241 • R-FR
- JACKSONVILLE, FLA./FLETCHER

2022: Appeared in three games... recorded two tackles...Seminole Scholar...made collegiate debut and registered one tackle in 44-14 win vs. Boston College...recorded solo stop in 49-17 win vs. Louisiana...also saw action in 41-16 win vs. Georgia Tech...redshirted 2022 season.

BEFORE FSU: Rated as four-star prospect by ESPN...ranked 24th nationally at his position and No. 61 overall in Florida by Rivals...ranked 27th among edge defenders in Class of 2022 and No. 67 overall prospect from Florida by 247Sports...rated as No. 34 edge player nationally and No. 63 overall prospect from Florida on 247 Composite...ranked 34th among nation's defensive ends and 62nd overall from Florida by ESPN...played in 10 games for Fletcher his senior season...recorded 46 tackles, 14.0 for loss with 5.0 sacks, 26 quarterback hurries and two forced fumbles...added 12 carries for 33 yards and one touchdown...Florida Times-Union third-team All-First Coast selection in 2020...earned all-district honors as a sophomore...also competed in track and field at Fletcher...son of Ron Hester who played for FSU from 1978-81 and was selected in sixth round of 1982 NFL Draft by Miami Dolphins...majoring in pre-information communication/technology.



# 2023 SEMINOLES



## 29 RODNEY HILL

- RB
- 5-10 • 190 • R-FR
- STATESBORO, GA/BULLOCH ACADEMY

2022: Appeared in four games...rushed 27 times for 144 yards and one touchdown...Seminoles Scholar...made collegiate debut in season-opening 47-7 win vs. Duquesne...rushed nine times for 55 yards and one touchdown vs. Duke...gained 41 yards on six carries in 41-16 win vs. Georgia Tech...totaled 31 yards on nine carries in 49-17 win vs. Louisiana...rushed three times for 17 yards in 44-14 win vs. Boston College...redshirted 2022 season.

BEFORE FSU: Four-star prospect rated 235th in ESPN300...rated as No. 15 athlete nationally and 25th-best prospect in Georgia by ESPN...rated 26th athlete prospect in Class of 2022 and No. 45 overall in Georgia on 247 Composite...ranked 34th among athletes and 49th in Georgia by 247Sports...ranked as nation's 42nd-best running back and 68th overall from Georgia by Rivals...rushed 38 times for 344 yards and three touchdowns, averaging 9.1 yards per carry, during senior season...also caught 12 passes for 152 yards and one touchdown...over his final two seasons, totaled 1,242 all-purpose yards with average of 138.0 yards per game...took snaps at wide receiver, running back and defensive back for Bulloch over final two seasons...also ran track and played basketball at Bulloch...majoring in sociology.



### HILL'S CAREER Statistics

RUSHING							
YR.	G	RUSH	YDS	AVG	TD	LG	AVG/G
2022	4	27	144	5.3	1	18	36.0
TOT	4	27	144	5.3	1	18	36.0

### HILL'S CAREER HIGHS

Rush Attempts	9 (2x), last Louisiana 11/19/2022
Rush Yards	55, Duquesne, 8/27/2022
Rush Touchdowns	1, Duquesne, 8/27/2022
Long Rush	18, Georgia Tech, 10/29/2022



## 26 CAZIAH HOLMES

- RB
- 5-11 • 208 • R-JR
- TITUSVILLE, FLA./COCOA/PENN STATE

2022: Worked with FSU's scout team after transfer from Penn State.

BEFORE FSU: Appeared in 12 games over two seasons at Penn State...rushed for 254 yards and two touchdowns while adding six catches for 37 yards...played all nine games in 2020, gaining 227 rushing yards with two touchdowns and totaling 37 receiving yards on six catches...rushed for career-high 77 yards with career-best two touchdowns in 56-21 win vs. Illinois...rated as nation's No. 5 all-purpose back and 188th-best prospect and No. 29 prospect in Florida on 247Sports Composite out of Cocoa High School...rushed for 2,717 yards and 34 touchdowns along with 405 yards and four touchdowns receiving for Tigers...team captain and first-team all-state his senior season when he totaled 1,716 all-purpose yards while helping Cocoa advance to semifinal round of 4A state playoffs...accounted for 1,560 all-purpose yards his junior year while helping lead Tigers to 4A state championship game...also lettered in track and field...majoring in social science.

### HOLMES' CAREER Statistics

RUSHING							
YR.	G	RUSH	YDS	AVG	TD	LG	AVG/G
2020*	9	51	227	4.5	2	36	25.2
2021*	3	5	27	5.4	0	9	9.0
TOT	12	56	254	4.5	2	36	21.2

### RECEIVING

YR.	G	REC	YDS	AVG	TD	LG	AVG/G
2020*	9	6	37	6.2	0	12	4.1
2021*	3	0	0	0.0	0	0	0.0
TOT	12	6	37	6.2	0	12	3.1

### HOLMES' CAREER HIGHS

Rush Attempts	12, Illinois, 12/19/2020*
Rush Yards	77, Illinois, 12/19/2020*
Rush Touchdowns	2, Illinois, 12/19/2020*
Long Rush	36, at Nebraska, 11/14/2020*
Reception Yards	19, Illinois, 12/19/2020*

\* at Penn State



# 2023 SEMINOLES



## 7 JARRIAN JONES

- DB
- 6-0 • 191 • R-SR
- MAGEE, MISS./NORTHWEST RANKIN/MISSISSIPPI STATE

2022: Played in 12 games with 10 starts...recorded 19 tackles, four pass breakups and one interception...FSU's Defensive Most Improved Player award recipient...registered two tackles, one interception and one pass breakup in 45-38 victory vs. Florida...interception came on first play of second quarter in tie game...made season-high three tackles vs. No. 4 Clemson...matched season-high tackles total and added one pass breakup in 49-17 win vs. Louisiana...made two solo tackles in back-to-back weeks, recording two stops in 41-16 win vs. Georgia Tech and 45-3 victory at Miami...had two solo tackles in 44-14 win vs. Boston College...also had two solo stops vs. No. 22 Wake Forest...registered one solo tackle and one pass breakup in season-opening 47-7 win vs. Duquesne and 35-31 win at Louisville.



2021: Appeared in all 12 games with six starts...recorded 22 tackles, including 0.5 for loss, one interception and two pass breakups...made career-high-tying six tackles, all solo, at Wake Forest...recorded three tackles, one interception and one pass breakup at North Carolina...interception came in end zone and led to FSU touchdown for 11-point halftime lead in 35-25 win...made two tackles in season opener vs. No. 9 Notre Dame...had one solo stop and one pass breakup vs. Jacksonville State...made two solo tackles vs. Syracuse and at Clemson...recorded two tackles, including 0.5 for loss, vs. North Carolina State...made two solo tackles at Boston College and in season finale at Florida.

2020: Played in eight games with three starts and recorded 18 tackles and one pass breakup...registered season-high five tackles at Louisville...made solo tackle in season opener vs. Georgia Tech...recorded one solo stop and one pass breakup at No. 12 Miami...had two tackles in 41-24 win vs. Jacksonville State...made one tackle at No. 5 Notre Dame...registered three tackles vs. Pitt...had two solo tackles at North Carolina State...made three tackles in 56-35 win vs. Duke.

BEFORE FSU: Appeared in 11 games with one start and recorded 12 tackles, two pass breakups and one fumble recovery in 2019 as a true freshman at Mississippi State...made season-high six tackles in win vs. Abilene Christian...rated as four-star prospect and No. 13 in Mississippi by 247Sports and ESPN out of Northwest Rankin...was invited to Under Armour All-America Game and Alabama-Mississippi All-Star Game...named to Clarion Ledger Dandy Dozen...returned three of his five career interceptions for touchdowns...also played wide receiver, catching 82 passes for 1,772 yards and 26 touchdowns...helped lead Cougars to 6A state playoffs all three years, highlighted by 11 wins and second-round appearance as a senior...majoring in social science.

### JONES' CAREER STATISTICS

YR.	G	UA	A	TOT	TFL-YDS	PBU	FF	FR	INT	SACKS
2019*	11	7	5	12	0.0-0	2	0	1	0	0.0-0
2020	8	11	7	18	0.0-0	1	0	0	0	0.0-0
2021	12	18	4	22	0.5-1	2	0	0	1-0	0.0-0
2022	12	13	6	19	0.0-0	4	0	0	1-0	0.0-0
TOT	43	49	22	71	0.5-1	9	0	1	2-0	0.0-0

### JONES' CAREER HIGHS

Tackles	6, (2x), last at Wake Forest, 9/18/2021
Tackles for Loss	0.5, NC State, 11/6/2021
Interceptions	1(2x), last Florida, 11/25/2022
Fumbles Recovered	1, Kansas State, 9/14/2019*
Pass Breakups	2, Florida, 11/25/2022

\*at Mississippi State



## 3 KEVIN KNOWLES II

- DB
- 5-11 • 187 • JR
- HOLLYWOOD, FLA./McARTHUR

2022: Appeared in all 13 games with 11 starts...recorded 24 tackles, one interception and two pass breakups...All-ACC Academic Team...ACC Honor Roll...Seminole Scholar...grabbed first collegiate interception and made three tackles in 35-31 win at Louisville...interception ended Cardinals' final drive and clinched victory with 0:37 remaining in fourth quarter...made season-high four tackles, all solo, in 45-38 victory vs. Florida...recorded three tackles and one pass breakup in consecutive weeks vs. No. 22 Wake Forest and at No. 14 NC State...made three solo tackles in season-opening 47-7 win vs. Duquesne...had two solo stops in 24-23 win vs. LSU and vs. No. 4 Clemson...registered one solo tackle in 38-3 win at Syracuse...had one tackle in 44-14 win vs. Boston College...made one tackle in 41-16 win vs. Georgia Tech...registered one stop in 35-32 Cheez-It Bowl victory vs. Oklahoma.

2021: Appeared in all 12 games with seven starts...recorded 26 tackles, including 1.5 for loss, with two pass breakups...Devaughn Darling Defensive Freshman of the Year...Seminole Scholar...made season-high seven tackles, including season-best five solo stops, at Boston College...registered one tackle and one pass breakup vs. Jacksonville State...recorded one solo tackle vs. Louisville...made first collegiate start vs. Syracuse and had one solo stop...recorded one pass breakup at North Carolina...registered two solo tackles, including 1.0 for loss, vs. UMass...made three tackles, 0.5 for loss, at Clemson...recorded then-season-high five tackles vs. Miami...made four tackles in season finale at Florida.

BEFORE FSU: Four-star prospect ranked as No. 25 cornerback nationally and No. 62 overall prospect in Florida by ESPN...rated as No. 47 cornerback in America and No. 83 prospect in Florida on 247Sports Composite...scored three touchdowns at wide receiver during his senior season which featured only four games...earned first-team all-county and second-team All-Broward 8A-6A honors after grabbing five interceptions and making 25 tackles, including 3.0 for loss, as a junior...key defensive piece helping Mustangs win eight games and advance to second round of 7A state playoffs...made 39 tackles, two interceptions and three pass breakups as a sophomore to help McArthur claim district title and advance to state playoffs...majoring in social science.

### KNOWLES II'S CAREER STATISTICS

YR.	G	UA	A	TOT	TFL-YDS	PBU	FF	FR	INT	SACKS
2021	12	15	11	26	1.5-1	2	0	0	0	0.0-0
2022	13	16	8	24	0.0-0	2	0	0	1-0	0.0-0
TOT	25	31	19	50	1.5-1	4	0	0	1-0	0.0-0

### KNOWLES II'S CAREER HIGHS

Tackles	7, at Boston College, 11/20/2021
Tackles for Loss	1.0, UMass, 10/23/2021
Pass Breakups	1 (4x), last at NC State, 10/8/2022
Interceptions	1, at Louisville, 9/16/2022





# 2023 SEMINOLES



## 99 MAX LARSON

- **K**
- **5-10 • 196 • R-SO**
- **DAVIE, FLA./ST. THOMAS AQUINAS**

2022: Worked with FSU's scout team...ACC Honor Roll.

**BEFORE FSU:** Handled kickoffs and field goals for St. Thomas Aquinas his senior year... earned honorable mention all-state recognition... was perfect 20-for-20 on PATs and 3-for-3 on field goals...53.9 yards per kickoff with five touchbacks... helped Raiders win 2020 7A state championship in FSU's Doak Campbell Stadium... averaged 51.7 yards per kickoff and was 1-for-1 on field goals his junior year during St. Thomas Aquinas' perfect 15-0 season...also played soccer...scored three goals as a junior to help Raiders reach regional semifinal round of 6A state playoffs...majoring in communication entrepreneurship.



## 0 FABIEN LOVETT

- **DL**
- **6-4 • 318 • R-SR**
- **VICKSBURG, MISS./OLIVE BRANCH/MISSISSIPPI STATE**

2022: Started all seven games he appeared...recorded 10 tackles, including 2.0 for loss with 1.0 sack, one forced fumble and one pass breakup...honorable mention All-ACC... ACC Honor Roll...Bobby Bowden Leadership Award...registered season-high three tackles, including 1.0 sack, and first collegiate pass breakup in 45-3 victory at Miami...recorded one solo tackle and first collegiate forced fumble in 49-17 win vs. Louisiana...made 1.0 tackle for loss in 38-3 win at Syracuse...had two tackles in 45-38 victory vs. Florida...recorded two tackles in 24-23 win vs. LSU...made one solo stop in 41-16 win vs. Georgia Tech.

2021: Appeared in 11 games with nine starts and recorded 28 tackles, including 4.5 for loss with 2.0 sacks, and two quarterback hurries...honorable mention All-ACC... Bobby Bowden Leadership Award...team captain...registered career-high-tying five tackles, including 1.0 for loss, at North Carolina...made three tackles in season opener vs. No. 9 Notre Dame... recorded four tackles and one quarterback hurry vs. Jacksonville State...registered four tackles, 0.5 for loss, and one quarterback hurry at Wake Forest...recorded two tackles, including 1.0 sack, vs. Syracuse...had three solo tackles, 1.0 for loss, at Clemson...made one solo stop vs. North Carolina State...recorded three tackles vs. Miami...made two solo stops, 1.0 for loss, at Boston College...had one tackle in season finale at Florida...also saw action vs. UMass.

2020: Appeared in eight games with two starts and recorded 14 tackles, including 1.5 for loss with 1.0 sack...registered career-high five tackles, including 0.5 for loss, at North Carolina State...made four tackles, including 1.0 sack, vs. Pitt...had two tackles in 41-24 win vs. Jacksonville State...registered solo stop at No. 5 Notre Dame and at Louisville...made one tackle in 56-35 win vs. Duke...also saw action in season opener vs. Georgia Tech and at No. 12 Miami.

**BEFORE FSU:** Made 13 starts in 15 games at Mississippi State and recorded 19 tackles, with 2.5 for loss and 1.0 sack...started all 13 games in 2019...made career-high four tackles at Tennessee...appeared in two games and redshirted as true freshman in 2018...named to First-Year SEC Academic Honor Roll...ranked as No. 6 prospect in Mississippi by 247Sports and No. 7 in the state by Rivals...recorded 247 tackles, including 55.5 for loss during his career at Olive Branch...named to Clarion Ledger Dandy Dozen as a senior after making 81 tackles, 25 for loss, and helping Conquistadors to semifinal round of 5A state playoffs...played in 2017 Alabama-Mississippi All-Star Game...graduated from FSU with a degree in social science...pursuing additional degree in sociology.

### LOVETT'S CAREER STATISTICS

YR.	G	UA	A	TOT	TFL-YDS	PBU	FF	FR	SACKS
2018*	2	0	0	0	0.0-0	0	0	0	0.0-0
2019*	13	6	13	19	2.5-6	0	0	0	1.0-5
2020	8	6	8	14	1.5-3	0	0	0	1.0-2
2021	11	10	18	28	4.5-16	0	0	0	2.0-12
2022	7	5	5	10	2.0-8	1	1	0	1.0-7
TOT	41	27	44	71	10.5-33	1	1	0	5.0-26

\*at Mississippi State

### LOVETT'S CAREER HIGHS

Tackles	5, (2x) last at North Carolina, 10/9/2021
Tackles for Loss	1.0 (8x), last Louisiana, 11/19/2022
Sacks	1.0, (4x) last at Miami, 11/5/2022
Forced Fumbles	1, Louisiana, 11/19/2022
Pass Breakups	1, at Miami, 11/5/2022



# 2023 SEMINOLES



## 10 DJ LUNDY

- LB
- 6-1 • 244 • R-JR
- OCILLA, GA, IRWIN COUNTY

**2022:** Appeared in all 13 games with two starts...recorded 48 tackles, including 5.0 for loss with 1.5 sacks, two pass breakups and one forced fumble...also rushed three times for two yards and one touchdown plus had one two-yard touchdown reception...sixth player nationally and only one in ACC since 2000 with at least one rushing touchdown, one receiving touchdown and 40 tackles in a season...only player of the six with more than 1.0 sack in season with rushing touchdown, receiving touchdown and at least 40 tackles...made 40 more tackles than next-closest player with rushing and receiving score in 2022...started 49-17 win vs. Louisiana and recorded season-high six tackles, including career-high 1.5 sacks, and one pass breakup...made one tackle and rushed for one-yard touchdown on first collegiate carry that extended FSU's lead to 24-10 in fourth quarter of 24-23 win vs. LSU...registered five tackles, 1.0 for loss, vs. No. 22 Wake Forest...had five tackles again one week later at No. 14 NC State...made five tackles in 35-32 Cheez-It Bowl victory vs. Oklahoma...started in 45-3 victory at Miami and finished game with four tackles and two-yard touchdown catch...made two tackles and rushed for one-yard touchdown vs. No. 4 Clemson...touchdown vs. Tigers capped 15-play drive, tied for FSU's longest scoring drive in 2022...recorded four tackles, 1.0 for loss, and one forced fumble in 35-31 win at Louisville...made four tackles, 1.0 for loss, in season-opening 47-7 win vs. Duquesne...had three tackles in 44-14 win vs. Boston College...recorded three tackles and one pass breakup in 41-16 win vs. Georgia Tech...made three tackles in 38-3 win at Syracuse...registered three tackles, 0.5 for loss, in 45-38 victory vs. Florida.

**2021:** Played in all 12 games with 11 starts...recorded 69 tackles, including 5.0 for loss with 1.0 sack, two pass breakups, one quarterback hurry and one fumble recovery...Seminole Scholar...tackles total ranked fourth on team...made career-high 11 tackles, 0.5 for loss, at Clemson...registered four tackles, 1.0 for loss, in season opener vs. No. 9 Notre Dame...made four tackles vs. Jacksonville State...recorded five tackles, 1.0 for loss, and one quarterback hurry at Wake Forest...made seven tackles in back-to-back weeks vs. Louisville and vs. Syracuse...had three tackles at North Carolina...recorded five tackles, including 1.0 sack, and one fumble recovery vs. UMass...registered seven tackles and one pass breakup vs. North Carolina State...had one solo stop vs. Miami...made six solo tackles, including 1.0 for loss, at Boston College...recorded nine tackles, 0.5 for loss, and one pass breakup in season finale at Florida.



**2020:** Played in seven games and recorded 12 tackles, including 0.5 sack...registered career-best five tackles in 56-35 win vs. Duke...made collegiate debut in 41-24 win vs. Jacksonville State and made one solo stop...had one solo tackle at No. 5 Notre Dame...recorded 0.5 sack in 31-28 victory vs. No. 5 North Carolina...made two solo tackles at Louisville...also registered two tackles vs. Pitt...also saw action at North Carolina State.

**BEFORE FSU:** Three-star rated as No. 30 athlete nationally and No. 73 overall prospect in Georgia by Rivals...ranked as No. 55 athlete nationally by 247Sports Composite and as Georgia's 82nd-best overall prospect by 247...four-year letterman on offense and defense for Irwin County...two-time GACA Player of the Year...helped lead Indians to state championship and perfect 13-0 record his senior season, rushing for 174 yards in state title game...was named Region 2-A Defensive Player of the Year after leading defense that allowed only 5.4 points per game, including seven shutouts...helped lead team to state championship game appearances as a junior and sophomore...won three straight state wrestling championships and finished 2019 with perfect 36-0 record...selected Florida State over Georgia and Virginia Tech...majoring in interdisciplinary social science.

### LUNDY'S CAREER STATISTICS

#### DEFENSE

YR.	G	UA	A	TOT	TFL-YDS	PBU	FF	FR	INT	SACKS
2020	7	8	4	12	0.5-3	0	0	0	0	0.5-3
2021	12	32	36	68	5.0-12	2	0	1	0	1.0-5
2022	13	24	24	48	5.0-14	2	1	0	0	1.5-8
TOT	32	64	64	128	10.5-29	4	1	1	0	3.0-16

#### RUSHING

YR.	G	RUSH	YDS	AVG	TD	LG
2020	7	0	0	0.0	0	0
2021	12	0	0	0.0	0	0
2022	13	3	2	0.7	2	1
TOT	32	3	2	0.7	2	1

#### RECEIVING

YR.	G	REC	YDS	AVG	TD	LG
2020	7	0	0	0.0	0	0
2021	12	0	0	0.0	0	0
2022	13	1	2	2.0	1	2
TOT	32	1	2	2.0	1	2

### LUNDY'S CAREER HIGHS

Tackles	11, at Clemson, 10/30/2021
Tackles for Loss	1.5, Louisiana, 11/19/2022
Sacks	1.5, Louisiana, 11/19/2022
Forced Fumbles	1, at Louisville, 9/16/2022
Rush Attempts	1, (3x) last vs. Oklahoma, 12/29/2022 (Cheez-It Bowl)
Rushing Touchdowns	1 (2x), last Clemson, 10/15/2022
Receiving Touchdowns	1, at Miami, 11/5/2022

MEDIA

PREVIEW

TEAM

COACHES

REVIEW

HONORS

PROS

RECORDS

FSU

# 2023 SEMINOLES



## 95 DANIEL LYONS

- DL
- 6-4 • 288 • R-FR
- MIAMI, FLA./HOMESTEAD SENIOR

2022: Appeared in four games...recorded four tackles...ACC Honor Roll...Seminoles Scholar...made two tackles in season-opening 47-7 win vs. Duquesne...had solo stop in 44-14 win vs. Boston College...registered one tackle vs. No. 22 Wake Forest...also saw action in 35-32 Cheez-It Bowl victory vs. Oklahoma...redshirted 2022 season.

**BEFORE FSU:** Ranked as four-star prospect by ESPN...tabbed No. 24 defensive tackle prospect in America and 40th-best overall prospect from Florida by ESPN...ranked 36th nationally among defensive tackles and as No. 67 overall prospect from Florida according to Rivals...rated as No. 62 defensive lineman nationally and No. 62 overall prospect in Florida on 247 Composite...ranked 64th among defensive linemen and 60th in Florida in Class of 2022 by 247Sports...amassed 58 tackles, 25.0 for loss with 6.0 sacks, and five quarterback hurries in 10 games senior year...Miami Herald 8A-6A first-team All-Dade selection in 2020...tallied 34 tackles as a junior, including 10.0 for loss with 5.0 sacks...teammates with Dante Anderson at Homestead...majoring in sport management.



season opener vs. No. 9 Notre Dame...punted four times at Wake Forest and vs. Louisville...averaged 44.7 yards on six punts vs. Syracuse...punted three times with long of 48 yards at North Carolina...had 47-yard punt that was fair caught vs. UMass...forced five fair catches on eight punts while averaging 42.5 yards per punt with long of 52 and three punts inside the 20 at Clemson...had five punts with long of 51 and two fair catches vs. Miami...punted six times with long of 62 in season finale at Florida.

2020: Appeared in first eight games and averaged 43.5 yards per punt on 35 punts...boomed four punts of at least 50 yards, dropped seven inside the 20-yard line and had 16 fair caught...named FSU Special Teams Freshman of the Year...helped FSU rank fifth in ACC and 16th in NCAA with net punting average of 41.34 yards per punt...Seminoles Scholar...posted career-long 54-yard punt at No. 12 Miami...averaged season-best 48.3 yards per punt with long of 50 in season opener vs. Georgia Tech...averaged 44.0 yards on three punts in 41-24 win vs. Jacksonville State...punted six times with long of 51, averaging 44.0 yards per punt with three fair catches and two inside the 20-yard line at No. 5 Notre Dame...forced fair catches on four of five punts and averaged 43.0 yards per punt in 31-28 victory vs. No. 5 North Carolina...had three of five punts result in fair catch at Louisville...dropped three of six punts inside 20-yard line vs. Pitt...averaged 45.3 yards on three punts with long of 53 yards and two fair catches at North Carolina State.

**BEFORE FSU:** Multi-sport athlete who competed in Australian Rules football, tennis and track and field...played for Collingwood in Victorian Premier League...helped lead Brighton to back-to-back APS premierships...scored nearly 35 goals for Brighton...nominated for 2017 VAFA Rising Star Award...joined Old Brighton's U19 team as a junior at Brighton and scored four goals in two games...kicked seven goals in two games for senior VAFA squad...majoring in hospitality and tourism management.

### MASTROMANNO'S CAREER STATISTICS

YR.	G	PUNTS	YDS	AVG	LONG	120	50+
2020	8	35	1,523	43.5	54	7	4
2021	12	61	2,606	42.7	65	18	8
2022	13	34	1,422	41.8	53	14	5
TOT	33	130	5,551	42.7	65	39	17

### MASTROMANNO'S CAREER HIGHS

Punt Attempts	9, NC State, 11/6/2021
Punt Yards	404, NC State, 11/6/2021
Longest Punt	65, Jacksonville State, 9/11/2021
Inside 20	4, at Boston College, 11/20/2021



## 29 ALEX MASTROMANNO

- P
- 6-1 • 235 • R-JR
- MELBOURNE, AUSTRALIA/BRIGHTON GRAMMAR

2022: Served as FSU's punter and primary holder in all 13 games...averaged 41.8 yards on 34 punts with long of 53...had five punts of least 50 yards...landed 14 punts inside 20-yard line and forced fair catch on nine punts...punted six total times between 45-3 victory at Miami and 38-3 win at Syracuse, dropping all six inside 20-yard line...opponent average starting field position combined in two games was 7-yard line...had two punts in 24-23 win vs. LSU and both turned into fumble recoveries inside 20-yard line for FSU...punted once for 52 yards and downed at 5-yard line in season-opening 47-7 win vs. Duquesne...averaged 43.2 yards with long of 52 yards on four punts in 35-31 win at Louisville...recorded season-long punt of 53 yards as part of two-punt game in 44-14 win vs. Boston College...dropped two of four punts inside 20-yard line vs. No. 22 Wake Forest...punted season-high six times at No. 14 NC State...forced fair catch on both punts vs. No. 4 Clemson...averaged 38.0 yards on three punts in 49-17 win vs. Louisiana...averaged 47.0 yards per punt with long of 50 yards in 45-38 victory vs. Florida...punted twice in 35-32 Cheez-It Bowl victory vs. Oklahoma and averaged 44.0 yards per punt.

2021: Served as FSU's punter all 12 games...averaged 42.7 yards on 61 punts with a long of 65...ranked sixth in ACC in punt average...boomed eight punts of at least 50 yards...forced fair catch on 33 punts and landed 18 inside 20-yard line...only punter in ACC's top 10 without touchback in 2021...also was holder on field goal and PAT attempts...Phil Steele fourth-team All-ACC...FSU Special Teams MVP...Seminoles Scholar...placed career-high four punts inside the 20 out of five attempts at Boston College...had punts downed at the 1, 4, 10 and 11-yard lines at Eagles...punted career-high nine times for career-best 404 yards with career-high six fair catches and three downed inside the 20 vs. North Carolina State...punted six times with long of 65 yards and five fair catches vs. Jacksonville State...65-yard punt was longest for FSU since 2014...forced fair catches on three of four punts and had long of 53 yards in



# 2023 SEMINOLES



## 92 LIAM McCORMICK

- DL
- 6-3 • 283 • R-SO
- ISLIP, N.Y./IMG ACADEMY (FLA.)

2022: Worked with FSU's scout team...Defensive Scout Team Player of the Year.

2021: Worked with FSU's scout team while redshirting...Seminole Scholar.

**BEFORE FSU:** Transferred to IMG Academy for senior season...made 31 tackles, including 5.0 for loss with 1.5 sacks, five quarterback hurries and two fumble recoveries at IMG Academy...helped Ascenders post 8-0 record...played junior year at Chaminade High School and recorded 66 tackles, including 4.0 for loss...helped lead Flyers to AA-1 championship after 8-2 record with 5-0 mark in section play...majoring in finance.




## 16 DYLAN McNAMARA

- QB
- 6-2 • 218 • R-FR
- NAPLES, FLA./BARRON COLLIER

2022: Worked with FSU's scout team while redshirting.

**BEFORE FSU:** Two-year starter at Barron Collier...accounted for nearly 3,400 yards of total offense...passed for 3,184 yards and 26 touchdowns while rushing for 199 yards and six touchdowns...was 110-of-226 passing for 1,231 yards and 10 touchdowns his senior year...also rushed for 65 yards and three touchdowns on 26 carries...was 139-of-303 passing for 1,953 yards and 16 touchdowns while adding 65 yards and three touchdowns rushing his junior year...led Cougars to regional semifinal round of 6A state playoffs...also played baseball...exploratory major.



## 93 MALAKAI MENZER

- DL
- 6-1 • 247 • R-JR
- PUNTA GORDA, FLA./CHARLOTTE

2022: Appeared in 12 games...saw action in every contest except at Syracuse...ACC Honor Roll...Seminole Scholar...contributed on FSU's special teams...returned one kickoff for four yards in 35-32 Cheez-It Bowl victory vs. Oklahoma.

2021: Made collegiate debut vs. UMass...ACC Honor Roll.

2020: Worked with FSU's scout team.

**BEFORE FSU:** Originally signed with Cornell before attending Florida State...named to the FACA All-District Team as a senior out of Charlotte High in Florida...third generation of Menzer's to play for the Tarpons...starred at both running back and linebacker...had 58 tackles, 17 tackles for loss, eight pass deflections and two blocked kicks...added 353 yards rushing and four touchdowns...exploratory major.



## 39 VANCE NICKLAUS

- TE
- 6-5 • 240 • R-SO
- NORCROSS, GA./WESLEYAN SCHOOL


2022: Worked with FSU's scout team...Seminole Scholar.

2021: Worked with FSU's scout team while redshirting...ACC Honor Roll.

**BEFORE FSU:** Appeared in 43 games over three seasons at Wesleyan...made 15 receptions for 149 yards and two touchdowns while adding 124 tackles, including 16.0 for loss with 4.0 sacks, on defense...helped lead Wolves to semifinal round of A Private state playoffs and earned first-team all-region honors his senior year with seven catches for 81 yards in addition to 54 tackles, 10.0 for loss with 2.0 sacks, and one pass breakup...totaled 68 yards and two touchdowns on eight receptions and 61 tackles, 6.0 for loss with 2.0 sacks, while helping Wesleyan reach state championship game as a junior...also played lacrosse and scored 46 goals with 21 assists in 25 games played...majoring in management.



# 2023 SEMINOLES



## 66 BEN OSTASZEWSKI


- OL
- 6-3 • 291 • R-JR
- CUMMING, GA/NORTH FORSYTH

2022: Made collegiate debut in 49-17 win vs. Louisiana...ACC Honor Roll...Seminoles Scholar.

2021: Moved from tight end to offensive line...worked with FSU's scout team...ACC Honor Roll...Seminoles Scholar.

2020: Worked with FSU's scout team...ACC Honor Roll.

**BEFORE FSU:** Follows footsteps of dad Henry and uncle Joe, who both played for the Seminoles from 1987-91...played football for the first time as a senior at North Forsyth and helped lead the Raiders to the second round of the GHSAA state playoffs...was also standout basketball player...majoring in finance.



## 11 PATRICK PAYTON

- DL
- 6-5 • 239 • R-SO
- MIAMI, FLA/MIAMI NORTHWESTERN

2022: Appeared in all 13 games...recorded 31 tackles, including 6.0 for loss with 5.0 sacks, one forced fumble, three pass breakups and one quarterback hurry...ACC Defensive Rookie of the Year...FSU's first ACC Defensive Rookie of the Year since 2012 and third in program history...Devaughn Darling Defensive Freshman of the Year...Freshman All-American Honorable Mention by College Football News...led ACC freshmen with 5.0 sacks, including 4.0 in ACC play...ranked sixth in conference with 38 sack yards lost in ACC games...15 tackles against ranked opponents was tied for fourth-highest total among ACC's freshmen and led all ACC freshmen defensive linemen...recorded career-high six tackles and one pass breakup at No. 14 NC State...had five tackles, including 1.0 sack, vs. No. 22 Wake Forest...made four tackles vs. No. 4 Clemson...recorded three solo tackles, including 1.0 sack, first collegiate forced fumble and one pass breakup in 45-3 victory at Miami...made two solo stops, 1.0 sack, in 38-3 win at Syracuse...had 1.0 tackle for loss in 41-16 win vs. Georgia Tech...registered two solo tackles, 1.0 sack, in 35-32 Cheez-It Bowl victory vs. Oklahoma...had three tackles, 1.0 sack, in 44-14 win vs. Boston College...made two tackles in season-opening 47-7 win vs. Duquesne...had one solo stop in 35-31 win at Louisville...recorded one tackle, one quarterback hurry and one pass breakup in 49-17 win vs. Louisiana...made one tackle in 45-38 victory vs. Florida.

2021: Made collegiate debut vs. UMass...redshirted 2021 season.

**BEFORE FSU:** Four-star ranked No. 7 at his position in America and as No. 18 overall prospect in Florida by 247Sports...helped lead Miami Northwestern to region quarterfinal round of 5A state playoffs in shortened senior season...earned first-team All-Dade 8A-5A recognition after helping lead Bulls to 5A state championship in his junior season...collected 17.5 sacks that year, including 5.0 vs. eventual 8A state champion Miami Columbus, to pace defense that allowed only 12.4 points per game...majoring in sport management.



### PAYTON'S CAREER STATISTICS

YR.	G	UA	A	TOT	TFL-YDS	PBU	FF	FR	SACKS
2021	1	0	0	0	0.0-0	0	0	0	0.0-0
2022	13	22	9	31	6.0-49	3	1	0	5.0-48
TOT	14	22	9	31	6.0-49	3	1	0	5.0-48

### PAYTON'S CAREER HIGHS

Tackles	6, at NC State, 10/8/2022
Tackles for Loss	1.0 (6x), last vs.Oklahoma, 12/29/2022 (Cheez-It Bowl)
Sacks	1.0 (4x), last at Syracuse, 11/12/2022
Pass Breakups	1 (3x), last Louisiana, 11/19/2022



## 82 CARSON PIELOCK

- WR
- 6-1 • 192 • R-FR
- LAKE NONA, FLA/LAKE NONA

2022: Made collegiate debut in 49-17 win vs. Louisiana...ACC Honor Roll...redshirted 2022 season.

**BEFORE FSU:** Appeared in 18 games at Lake Nona, catching 59 passes for 905 yards...as a senior, caught 47 passes for 764 yards and five touchdowns...competed in the All-America Classic at Camping World Stadium following his senior season...brother Michael Barulich played football at FSU from 2016-19...also ran track at Lake Nona.



# 2023 SEMINOLES



## 88 KENTRON POITIER

- WR
- 6-3 • 205 • R-JR
- COCONUT GROVE, FLA./MIAMI PALMETTO

2022: Appeared in all 13 games...made 14 receptions for 283 yards and four touchdowns...FSU's Offensive Most Improved Player...receiving touchdowns total ranked second on team...had fewest receptions by FSU player with at least four touchdown catches since 2008...led team with career-high four catches for career-best 84 yards in season-opening 47-7 win vs. Duquesne...total vs. Duquesne included career-long 48-yard grab...had team-high 45 receiving yards on one catch in 49-17 win vs. Louisiana...made three catches for 37 yards and one touchdown in 45-38 victory vs. Florida...had two receptions for 29 yards and one touchdown in 38-3 win at Syracuse...caught 31-yard touchdown pass in 44-14 win vs. Boston College...made 25-yard touchdown reception vs. No. 4 Clemson...caught two passes for 32 yards in 41-16 win vs. Georgia Tech.

2021: Played in 11 games and made four receptions for 22 yards...had five-yard catch vs. Jacksonville State...made seven-yard reception vs. North Carolina State...caught five-yard pass at Clemson and vs. Miami.

2020: Played in six games and caught four passes for 39 yards...made two catches for 22 yards in collegiate debut at No. 12 Miami...caught nine-yard pass in 41-24 win vs. Jacksonville State...had eight-yard reception in 56-35 win vs. Duke...also saw action at Louisville, vs. Pitt and at North Carolina State.

**BEFORE FSU:** Three-star rated as No. 68 wide receiver nationally and 53rd-best prospect in Florida by 247Sports...rated 63rd among wide receivers and 66th in state by Rivals...made 36 receptions for 507 yards and 10 touchdowns as a senior, helping lead Palmetto to 8A regional semifinals...caught 29 passes for 538 yards and eight touchdowns during junior campaign as Panthers won 10 games and advanced to regional semifinal round of state playoffs...also played basketball, averaging 14.1 points and 8.9 rebounds per game as a sophomore...chose Florida State over Florida and Syracuse...majoring in social science.

### POITIER'S CAREER STATISTICS

RECEIVING							
YR.	G	REC	YDS	AVG	TD	LG	AVG/G
2020	6	4	39	9.8	0	14	6.5
2021	11	4	22	5.5	0	7	2.0
2022	13	14	283	20.2	4	48	21.8
TOT	30	22	344	15.6	4	48	11.5

### POITIER'S CAREER HIGHS

Receptions	4, Duquesne, 8/27/2022
Receiving Yards	84, Duquesne, 8/27/2022
Receiving Touchdowns	1 (4x), last Florida, 11/25/2022
Long Reception	48, Duquesne, 8/27/2022



## 89 JERRALE POWERS

- TE
- 6-4 • 236 • R-FR
- FORT WORTH, TEXAS/DUNCANVILLE

2022: Worked with FSU's scout team while redshirting...ACC Honor Roll.

**BEFORE FSU:** Consensus three-star...ranked as nation's 38th-best tight end prospect by ESPN...rated as No. 75 tight end nationally on 247 Composite...ranked as No. 82 tight end in America by 247Sports...helped lead Duncanville to 6A D1 state championship game in 2021...Panthers averaged 47.4 points per game during his senior season...helped lead Duncanville to semifinal round of state playoffs his junior year with average of 45.6 points per game...finished junior season with nine catches for 118 yards and one touchdown...also ran track and competed in long jump and high jump at Duncanville...teammates with fellow signee Jaylen Early...majoring in sport management.



## 99 MALCOLM RAY

- DL
- 6-2 • 292 • R-JR
- MIAMI GARDENS, FLA./MIAMI CAROL CITY



2022: Played in all 13 games with five starts...recorded 15 tackles, including 2.5 for loss with 2.0 sacks, one fumble recovery and three quarterback hurries...made career-high-tying four tackles in 35-31 win at Louisville...recorded two tackles, 1.0 sack, and one quarterback hurry vs. No. 4 Clemson...had 1.0 sack and one quarterback hurry at No. 14 NC State...registered one tackle and one quarterback hurry vs. No. 22 Wake Forest...made two tackles, 0.5 for loss, in 45-38 victory vs. Florida...had two solo stops in 35-32 Cheez-It Bowl win vs. Oklahoma...recorded first career fumble recovery in 45-3 victory at Miami...made solo stop in 24-23 win vs. LSU...registered one tackle in season-opening 47-7 win vs. Duquesne and 49-17 win vs. Louisiana.

2021: Appeared in 10 games with two starts...recorded 24 tackles, including 5.5 for loss and 1.5 sacks, and one quarterback hurry...made career-high four tackles, 1.0 for loss, at North Carolina in first collegiate start...recorded career-high 2.0 tackles for loss as part of three-tackle performance at Boston College...started vs. UMass and registered two tackles...made two tackles vs. Jacksonville State...had three stops at Wake Forest...had one tackle vs. Louisville...recorded three tackles, 1.5 for loss with 0.5 sack, and one quarterback hurry at Clemson...made three tackles, including 1.0 sack, vs. North Carolina State...registered two solo stops vs. Miami...made one tackle in season finale at Florida.

2020: Appeared in six games and recorded two solo tackles...registered two solo stops vs. Pitt...also saw action vs. Georgia Tech, at No. 12 Miami, in 41-24 win vs. Jacksonville State, in 31-28 victory vs. No. 5 North Carolina and at North Carolina State.

2019: Worked with FSU's scout team while redshirting.

**BEFORE FSU:** Consensus three-star defensive tackle that displays tremendous athleticism and strong work ethic...rated as the nation's No. 50 defensive tackle and Florida's No. 94 overall prospect by 247Sports...as a senior, helped lead defense that posted five shutouts, including three in a row, while holding opponents to average of 9.8 points per game as Miami Carol City posted 9-3 overall record and advanced to regional semifinal round of FHSAA 6A state playoffs...as a junior named Florida 6A first-team all-state by FloridaHSFootball...as a sophomore helped lead Carol City to 6A state championship...chose FSU over several offers including Boston College, Louisville, Kentucky and South Florida...majoring in interdisciplinary social science.

### RAY'S CAREER STATISTICS

YR.	G	UA	A	TOT	TFL-YDS	PBU	FF	FR	SACKS
2020	6	2	0	2	0.0-0	0	0	0	0.0-0
2021	10	12	12	24	5.5-22	0	0	0	1.5-13
2022	13	8	7	15	2.5-12	0	0	1	0.2-0.12
TOT	29	22	19	41	8.0-34	0	0	1	0.35-25

### RAY'S CAREER HIGHS

Tackles	4 (2x), last at Louisville, 9/16/2022
Tackles for Loss	2.0, at Boston College, 11/20/2021
Sacks	1.0 (3x), last Clemson, 10/15/2022
Fumbles Recovered	1, at Miami, 11/5/2022

# 2023 SEMINOLES



## 78 DAUGHTRY RICHARDSON

- OL
- 6-5 • 316 • R-RF
- MIAMI, FLA./MIAMI CENTRAL

2022: Appeared in two games...made collegiate debut in season-opening 47-7 win vs. Duquesne...also saw action in 49-17 win vs. Louisiana...redshirted 2022 season.

BEFORE FSU: Rated as four-star prospect, No. 32 offensive tackle nationally and No. 39 overall prospect in Florida by ESPN...ranked 37th among country's offensive tackles and 60th overall prospect from Florida by Rivals...rated as No. 46 offensive tackle nationally and 78th overall prospect from Florida on 247 Composite...247Sports ranked him 71st among all offensive tackle prospects and 93rd overall prospect in Florida...helped lead Miami Central to 5A state championship game, blocking for Rockets' offense that averaged 41.8 points per game in 2021...played at Miami Edison his junior season as Red Raiders averaged 31.3 points per game and advanced to regional final round of 3A state playoffs...originally from Tallahassee, attended Godby High School his first two years and helped Cougars advance to regional final round of 5A state playoffs his sophomore season...majoring in social science.



## 18 TATE RODEMAKER

- QB
- 6-4 • 196 • R-JR
- VALDOSTA, GA./VALDOSTA

2022: Appeared in seven games...was 18-of-31 passing for 254 yards and two touchdowns...also rushed 10 times for 14 yards...Seminole Scholar...was 6-of-10 passing for career-high 109 yards and first two collegiate touchdowns in 35-31 win at Louisville...led three scoring drives in second half after entering for injured starter Jordan Travis to direct comeback from halftime deficit...both touchdown passes came in fourth quarter, including game-winning 2-yard scoring toss on 3rd-and-goal with 7:54 remaining...first touchdown was set up by career-long 69-yard completion...was 3-for-3 passing for 29 yards and had 11-yard rush in 44-14 win vs. Boston College...was 3-for-4 passing for 23 yards and totaled 17 yards on two carries in 45-3 victory at Miami...performance vs. Hurricanes included career-long 22-yard rush while directing FSU's final scoring drive...completed two passes for 15 yards and gained two yards on two rushes in season-opening 47-7 win vs. Duquesne...was 3-for-7 for 33 yards in 38-3 win at Syracuse...completed 45-yard pass on only attempt in 49-17 win vs. Louisiana...also saw action in 41-16 win vs. Georgia Tech.

2021: Played in three games...was 1-of-2 passing for seven yards in season finale at Florida...also saw action at North Carolina and vs. UMass.

2020: Played in four games with one start and was 17-of-29 passing for 130 yards...Seminole Scholar...started 41-24 win vs. Jacksonville State...fourth true freshman in FSU history to start at quarterback...completed 8-of-12 passes for 58 yards vs. Gamecocks...was 5-of-9 passing for 47 yards in collegiate debut at No. 12 Miami...was 3-of-5 passing for 19 yards and added nine yards on two rushing attempts at North Carolina State...had six-yard completion in 56-35 win vs. Duke.

BEFORE FSU: Three-star rated as No. 27 pro-style quarterback according to 247Sports Composite...ranked as No. 32 pro-style quarterback by Rivals...threw for 6,811 yards and 74 touchdowns, averaging 243.3 yards per game in his career at Valdosta...threw 42 touchdowns as a senior, completing 66.8 percent of his passes for 3,225 yards while leading Wildcats to third round of AAAAAA state playoffs...led offense that tallied 4,695 yards of total offense, averaging 361.2 yards per game...named GACA Player of the Year...as a junior threw for 3,539 yards and 31 touchdowns while adding 133 yards and one touchdown on the ground...chose FSU over Virginia Tech, Pitt and Baylor...majoring in hospitality and tourism management.

### RODEMAKER'S CAREER STATISTICS

#### PASSING

YR.	G	COM	ATT	PCT	YDS	TD	INT	LG	AVG/G
2020	4	17	29	58.6	130	0	3	23	32.5
2021	3	1	2	50.0	7	0	0	7	2.3
2022	7	18	31	58.1	254	2	2	69	36.3
TOT	14	36	62	58.1	391	2	5	69	27.9

#### RUSHING

YR.	G	RUSH	YDS	AVG	TD	LG	AVG/G
2020	4	8	(-13)	(-1.6)	0	17	(-3.2)
2021	3	0	0	0	0	0	0.0
2022	7	10	14	1.4	0	22	2.0
TOT	14	18	1	0.1	0	22	0.1

### RODEMAKER'S CAREER HIGHS

Pass Attempts	12, Jacksonville State, 10/3/2020
Pass Completions	8, Jacksonville State, 10/3/2020
Pass Yards	109, at Louisville, 9/16/2022
Pass Touchdowns	2, at Louisville, 9/16/2022
Long Pass	69, at Louisville, 9/16/2022
Rush Attempts	4, at Louisville, 9/16/2022
Rush Yards	17, at Miami, 11/5/2022
Long Rush	22, at Miami, 11/5/2022
Total Offense Yards	101, at Louisville, 9/16/2022



## 2023 SEMINOLES



### 49 JAMES ROSENBERY JR.

- LS
- 6-0 • 230 • R-SR
- DELAWARE, OHIO/OLENTANGY/MARYLAND

2022: Played in all 13 games as FSU's primary long snapper...recorded one tackle in 45-38 victory vs. Florida...All-ACC Academic Team...ACC Honor Roll...Seminole Scholar...snapped for punts and field goals in each game...punter Alex Mastromanno forced fair catch on nine punts and landed 14 inside 20-yard line with only three touchbacks...kicker Ryan Fitzgerald ranked eighth in ACC with 93 total points scored and twice tied his single-game career-high of 11 points.

2021: Played in all 12 games as FSU's primary long snapper...recorded two tackles... ACC Honor Roll...Seminole Scholar...snapped for punts in all 12 games...Florida State's net punting average of 41.0 yards per punt ranked third in ACC...added field goal and PAT snapping duties for final eight games of season...punter Alex Mastromanno forced fair catch on 33 punts and landed 18 inside 20-yard line and was only punter in ACC's top 10 without touchback in 2021...kicker Ryan Fitzgerald was 7-for-8 on field goal attempts and 25-for-26 on PAT attempts with Rosenberry as his snapper.

BEFORE FSU: Graduate transfer from Maryland...appeared in 17 games and was two-year starter at long snapper for Terrapins...named Academic All-Big Ten in 2019 and 2020...started all five games in 2020, snapping for punters who combined to average 39.0 yards per punt... started all 12 games in 2019, helping Terrapins rank 12th in ESPN's special teams efficiency rating while snapping to pair of freshman punters...duo averaged 40.3 yards per punt with 20 inside 20-yard line...redshirted in 2018...ranked as nation's No. 7 snapper by Kohls Long Snapping and No. 8 snapper by ESPN in class of 2018...selected for 2018 Blue-Gray All-American Bowl...helped Braves reach regional semifinal round of Division I state playoffs in senior season...also played lacrosse and was on swim team at Olentangy...earned financial degree from Maryland in 2021 and master's in hospitality entrepreneurship at FSU...pursing master's of business administration.



### 55 QAE'SHON SAPP

- OL
- 6-4 • 325 • R-FR
- LEESBURG, GA./LEE COUNTY

2022: Made collegiate debut in 49-17 win vs. Louisiana...redshirted 2022 season.

BEFORE FSU: Composite four-star... ranked as No. 12 offensive guard nationally and No. 25 overall prospect in Georgia by Rivals...rated No. 27 among country's offensive tackles and No. 33 overall prospect from Georgia on 247 Composite...tabbed No. 34 nationally at his position and 35th overall from Georgia by 247Sports...ranked as No. 43 offensive tackle and No. 43 prospect in Georgia by ESPN...during senior season, blocked for offense that averaged 39.9 points per game while winning 11 games and advancing to quarterfinal round of Georgia AAAAAA state playoffs...played right tackle during junior season, helping lead Lee County to state championship game and 12-2 final record while averaging 38.2 points per game...majoring in criminology.



### 52 ROBERT SCOTT JR.

- OL
- 6-5 • 313 • R-JR
- CONWAY, ARK./CONWAY

2022: FSU's starting left tackle in all 11 games he played...second-team All-ACC...Don Powell Award recipient...Seminole Scholar...blocked for offense that led country with average of 7.46 plays of at least 20 yards per game and tied for national lead with eight touchdown drives of at least 90 yards...ranked second nationally with explosive play differential of +7.41, bolstered by 17.15 percent explosive play rate on offense that was country's third-best rate... helped Seminoles lead ACC in third-down offense, yards gained per pass, yards gained per play, yards gained per rush, total offense per game, yards per completion, rushing offense per game and scoring offense per game...FSU was one of two offenses nationally, and only one in ACC, to average at least 270 passing yards (270.2) and at least 210 rushing yards (214.1) per game...helped protect quarterback Jordan Travis, who was PFF's highest-graded quarterback nationally and ACC's highest-graded offensive player...Travis led ACC in yards per play, yards per pass attempt, yards per completion and pass efficiency rating...paved way for running back Trey Benson to lead ACC with average of 6.43 yards per rush...opened lanes as FSU topped 200 rushing yards in seven straight games, tying school record...helped Seminoles score five rushing touchdowns in 45-38 win vs. Florida, highest single-game total by Gators opponent since 1997...blocked for third game in school history with 375-yard passer, 100-yard rusher and 100-yard receiver while piling up 642 yards of total offense in 41-16 win vs. Georgia Tech...helped FSU rush for 206 yards vs. No. 4 Clemson, which entered game allowing average of 62.2 rushing yards per game...blocked as FSU produced 125-yard rusher and receiver for first time since 2015 in 35-31 victory at Louisville...helped Seminoles record program's first game with 400 rushing yards and 200 passing yards since 1995, one of two teams nationally to accomplish the feat in 2022, in season opener vs. Duquesne.

2021: Started all 11 games in which he appeared...All-ACC Academic Team...ACC Honor Roll...Seminole Scholar...started at left tackle vs. No. 9 Notre Dame, vs. Jacksonville State, vs. North Carolina State, vs. Miami, at Boston College and at Florida...started at right tackle vs. Louisville, vs. Syracuse, at North Carolina, vs. UMass and at Clemson... blocked for offensive line that helped FSU convert 32 consecutive red zone trips into points, the longest active streak nationally to end 2021 and second-longest by any program at any point of season...red zone scoring streak was longest by Seminoles since 2014...helped Florida State rank first in ACC and sixth in America with red zone touchdown percentage of 73.8...FSU's red zone scoring percentage of 90.5 ranked third in ACC and 15th among all FBS schools...Seminoles ranked fourth in ACC with average of 4.78 yards per rush... FSU's three touchdowns of at least 75 yards tied for eighth-highest total nationally...blocked for six 200-yard rushing games and seven games with 100-yard rusher...helped pave the way for four consecutive games with at least 200 yards rushing, FSU's longest streak since 2010...protected quarterback Jordan Travis who was one of four in ACC to pass for at least 1,500 yards and rush for at least 500 yards...Travis passed for career-high 274 yards and had career-best 336 yards of total offense in 31-28 victory vs. Miami...blocked as FSU had five different players score a rushing touchdown for the first time since 2013 in 59-3 win vs. UMass...586 yards of total offense and 365 rushing yards vs. UMass were both highest for FSU since 2016.



2020: Played in eight games and started each of last seven at right tackle...247Sports True Freshman All-American...FSU co-Offense Freshman of the Year...All-ACC Academic Team... ACC Honor Roll...started at North Carolina State, part of offensive line that featured four freshmen...was first time FSU started four freshmen on offensive line since 2011 Champs Sports Bowl...blocked for Florida State offense that averaged 199.9 rushing yards per game, program's highest since 2016, and 5.11 yards per rush, FSU's highest season average since 2015...FSU ranked fourth in ACC in yards per carry and fifth in rushing yards per game... yards-per-rush average ranked 23rd nationally, 16th among teams with at least 350 carries... rushing yards-per-game average ranked 20th nationally among teams that played at least nine games...in 56-35 win vs. Duke, blocked as FSU scored six rushing touchdowns, tying the most in program history against an ACC opponent...was only second time FSU scored six rushing touchdowns in conference game and first since 1992...346 rushing yards vs. Duke were FSU's most in ACC game since 2012...cleared way for Seminoles to pass for 268 yards and gain 263 rushing yards, Florida State's first game with at least 250 yards rushing and passing since 2016...Seminoles scored touchdowns on five straight drives vs. Gamecocks,



# 2023 SEMINOLES

FSU's longest touchdown streak since 2017...helped Florida State top 400 yards of total offense in three straight ACC games – at No. 5 Notre Dame, vs. No. 5 North Carolina and at Louisville – for first time since 2016...432 yards in 31-28 victory vs. Tar Heels was FSU's highest total vs. top-10 opponent since 2016...helped Seminoles convert five fourth-down attempts at North Carolina State, most by an ACC team in 2020 and tied for second-highest single-game total nationally.

**BEFORE FSU:** Three-star rated as No. 3 overall prospect in Arkansas by Rivals...ranked as 247Sports Composite's No. 5 overall prospect in Arkansas...ranked 36th nationally among offensive tackles by 247...named to Arkansas Sports Media Super Team his senior season after helping lead Conway to quarterfinal round of 7A state playoffs...in 2018 blocked for offense that averaged 34.8 points and 236.1 rushing yards per game while earning 10 wins and advancing to state quarterfinals...helped Wampus Cats advance to semifinal round of state playoffs by averaging 37.7 points and 227.0 rushing yards per game his sophomore year...selected FSU over Arkansas and Ole Miss, among other offers...majoring in social science.



## 67 THOMAS SHRADER

- OL
- 6-5 • 295 • R-JR
- VENICE, FLA./VENICE

2022: Saw action in season-opening 47-7 win vs. Duquesne...ACC Honor Roll...Seminoles Scholar.

2021: Worked with FSU's scout team...ACC Honor Roll...Seminoles Scholar.

2020: Appeared in four games with one start...ACC Honor Roll...started at left guard at North Carolina State, part of offensive line that featured four freshmen...was first time FSU started four freshmen on offensive line since 2011 Champs Sports Bowl...made collegiate debut at No. 12 Miami...also saw action vs. Pitt and in 56-35 win vs. Duke...redshirt 2020 season.



**BEFORE FSU:** Three-star rated as nation's No. 13 center and 75th overall prospect in Florida by 247Sports...versatile lineman who can play multiple positions...as a senior helped Venice advance to semifinal round of 7A state playoffs while blocking for offense that rushed for nearly 3,000 yards and averaged 32.8 points per game...junior year blocked for offense that averaged 43.1 points per game and achieved near-perfect balance, rushing for 2,892 yards and passing for 2,790 yards as Indians won 11 games and advanced to semifinal round of state playoffs...won state title as a sophomore, blocking for offense that averaged 39.5 points per game, passed for 3,145 yards and added 2,982 yards on the ground...also played basketball at Venice...selected Seminoles prior to senior season over Louisville and Boston College...majoring in finance.



## 94 GEORGE SKLAVENTIS

- DL
- 6-2 • 242 • R-FR
- COOPER CITY, FLA./CHAMINADE-MADONNA



2022: Worked with FSU's scout team while redshirting...ACC Honor Roll.

**BEFORE FSU:** Played defense and offense in high school...helped Chaminade-Madonna win 3A state championship his senior year...Lions won 12 games and held opponents to 9.8 points per game during state title season...played junior season at Cooper City and earned honorable mention all-county honors...recognized as second-team all-county offensive lineman as a sophomore...exploratory major.



## 53 MAURICE SMITH

- OL
- 6-3 • 296 • R-JR
- MIAMI, FLA./MIAMI CENTRAL

2022: Started season's final 12 games at center...honorable mention All-ACC...Phil Steele third-team All-ACC...ACC Honor Roll...Don Powell Award recipient...named ACC Offensive Lineman of the Week after 38-3 win at Syracuse...also earned ACC Offensive Lineman of the Week following 45-38 victory vs. Florida...blocked for offense that led country with average of 7.46 plays of at least 20 yards per game and tied for national lead with eight touchdown drives of at least 90 yards...ranked second nationally with explosive play differential of +7.41, bolstered by 17.15 percent explosive play rate on offense that was country's third-best rate...helped Seminoles lead ACC in third-down offense, yards gained per pass, yards gained per play, yards gained per rush, total offense per game, yards per completion, rushing offense per game and scoring offense per game...FSU was one of two offenses nationally, and only one in ACC, to average at least 270 passing yards (270.2) and at least 210 rushing yards (214.1) per game...helped protect quarterback Jordan Travis, who was PFF's highest-graded quarterback nationally and ACC's highest-graded offensive player...Travis led ACC in yards per play, yards per pass attempt, yards per completion and pass efficiency rating...paved way for running back Trey Benson to lead ACC with average of 6.43 yards per rush...opened lanes as FSU topped 200 rushing yards in seven straight games, tying school record...helped Seminoles score five rushing touchdowns in 45-38 win vs. Florida, highest single-game total by Gators opponent since 1997...blocked for third game in school history with 375-yard passer, 100-yard rusher and 100-yard receiver while piling up 642 yards of total offense in 41-16 win vs. Georgia Tech...helped FSU rush for 206 yards vs. No. 4 Clemson, which entered game allowing average of 62.2 rushing yards per game...blocked as FSU produced 125-yard rusher and receiver for first time since 2015 in 35-31 victory at Louisville.



2021: Appeared in nine games with eight starts at center...blocked for offensive line that helped FSU convert 32 consecutive red zone trips into points, the longest active streak nationally to end 2021 and second-longest by any program at any point of season...red zone scoring streak was longest by Seminoles since 2014...helped Florida State rank first in ACC and sixth in America with red zone touchdown percentage of 73.8...FSU's red zone scoring percentage of 90.5 ranked third in ACC and 15th among all FBS schools...Seminoles ranked fourth in ACC with average of 4.78 yards per rush...FSU's three touchdowns of at least 75 yards tied for eighth-highest total nationally...blocked for six 200-yard rushing games and seven games with 100-yard rusher...helped pave the way for four consecutive games with at least 200 yards rushing, FSU's longest streak since 2010...protected quarterback Jordan Travis who was one of four in ACC to pass for at least 1,500 yards and rush for at least 500 yards...Travis passed for career-high 274 yards and had career-best 336 yards of total offense in 31-28 victory vs. Miami...blocked as FSU had five different players score a rushing touchdown for the first time since 2013 in 59-3 win vs. UMass...586 yards of total offense and 365 rushing yards vs. UMass were both highest for FSU since 2016.

2020: Played in eight games with seven starts at center...Rivals Freshman All-American...Seminoles Scholar...started at North Carolina State, part of offensive line that featured four freshmen...was first time FSU started four freshmen on offensive line since 2011 Champs Sports Bowl...blocked for Florida State offense that averaged 199.9 rushing yards per game, program's highest since 2016, and 5.11 yards per rush, FSU's highest season average since 2015...FSU ranked fourth in ACC in yards per carry and fifth in rushing yards per game...yards-per-rush average ranked 23rd nationally, 16th among teams with at least 350 carries...rushing yards-per-game average ranked 20th nationally among teams that played at least nine games...cleared way for Seminoles to pass for 268 yards and gain 263 rushing yards in 41-24 win vs. Jacksonville State, Florida State's first game with at least 250 yards rushing and passing since 2016...Seminoles scored touchdowns on five straight drives vs. Gamecocks, FSU's longest touchdown streak since 2017...helped Florida State top 400 yards of total offense in three straight ACC games – at No. 5 Notre Dame, vs. No. 5 North Carolina and at Louisville – for first time since 2016...432 yards in 31-28 victory vs. Tar Heels was FSU's highest total vs. top-10 opponent since 2016...helped Seminoles convert five fourth-down attempts at North Carolina State, most by an ACC team in 2020 and tied for second-highest single-game total nationally.

# 2023 SEMINOLES

**2019:** Appeared in four games with two starts...one of six true freshmen to start at least one game for FSU...started at left guard in 38-31 victory at Boston College...blocked for offense that averaged 9.2 yards per play and had three offensive touchdowns of at least 60 yards for only the second time in program history...yards-per-play average was highest for FSU since 2013...started at left guard in Sun Bowl vs. Arizona State...also saw action in 35-17 win vs. Syracuse and at No. 8 Florida...redshirted 2019 season.


**BEFORE FSU:** Three-star recruit by 247Sports and Rivals...listed as nation's 28th-best offensive guard and 98th overall prospect out of Florida by Rivals...helped Miami Central to 11-3 record and appearance in FHSAA 6A regional final as a senior...blocked for offense that rushed for 3,072 yards and 32 touchdowns, averaging 219.4 yards per game and 6.5 yards per carry on the ground...protected for passing attack that threw for 2,363 yards on 146 completions and 25 touchdowns while averaging 16.2 yards per catch...competed in The Opening Miami Regional in 2018...picked Florida State over Miami and Boston College...graduated from FSU with degree in social science...majoring in sociology.



## 5 DEUCE SPANN

- **WR**
- **6-4 • 207 • R-JR**
- **ST. PETERSBURG, FLA./LAKEWOOD/ILLINOIS**

**2022:** Played in 12 games...made eight catches for 64 yards and rushed five times for 28 yards...had career-high three receptions for 40 yards in season-opening 47-7 win vs. Duquesne...rushed career-high two times for career-best 20 yards and also made two receptions for six yards in 24-23 win vs. LSU...made eight-yard reception in 45-3 victory at Miami...had six-yard catch and three-yard rush in 38-3 win at Syracuse...rushed once for seven yards in 49-17 win vs. Louisiana...made four-yard catch vs. No. 22 Wake Forest... also saw action in 44-14 win vs. Boston College, at No. 14 NC State, vs. No. 4 Clemson, in 41-16 win vs. Georgia Tech, in 45-38 victory vs. Florida and in 35-32 Cheez-It Bowl victory vs. Oklahoma.



**BEFORE FSU:** Moved from quarterback to wide receiver prior to 2021 season...appeared in nine games during redshirt freshman year and caught five passes for 124 yards and two touchdowns...averaged 24.8 yards per reception...Academic All-Big Ten...made collegiate debut at Penn State in 2020...consensus three-star recruit as dual-threat quarterback coming out of Lakewood...accounted for 6,972 yards of total offense throughout high school career, including 4,771 passing yards with 45 touchdowns and 2,165 rushing yards with 27 touchdowns...led Spartans to 12-1 record and into semifinal round of 4A state playoffs his senior year behind 1,937 passing yards with 25 touchdowns and 847 yards and 10 touchdowns rushing...passed for 1,860 yards and 12 touchdowns in addition to rushing for 883 yards and nine scores as a junior while leading Lakewood to regional semifinal round of 5A state playoffs...responsible for more than 1,400 yards during sophomore year, passing for 974 yards and eight scores and rushing for 435 yards and eight touchdowns to lead Spartans to regional final round of state playoffs and 9-3 final record...also ran track at Lakewood...majoring in social science.

### SPANN'S CAREER STATISTICS

#### RECEIVING

YR.	G	REC	YDS	AVG	TD	LG	AVG/G
2020*	1	0	0	0.0	0	0	0.0
2021*	9	5	124	24.8	2	45	13.8
2022	12	8	64	8.0	0	20	5.3
TOT	22	13	188	14.5	2	45	8.5

#### RUSHING

YR.	G	RUSH	YDS	AVG	TD	LG	AVG/G
2020*	1	1	1	1.0	0	1	1.0
2021*	9	0	0	0.0	0	0	0.0
2022	12	5	28	5.6	0	16	2.3
TOT	22	6	29	4.8	0	16	1.3

### SPANN'S CAREER HIGHS

Receptions	3, Duquesne, 8/27/2022
Receiving Yards	45, Nebraska, 8/28/2021*
Longest Reception	45, Nebraska, 8/28/2021*
Receiving Touchdowns	1 (2x), last at Virginia, 9/11/2021*
Rushing Attempts	2, vs. LSU, 9/4/2022
Rushing Yards	20, vs. LSU, 9/4/2022
Longest Rush	16, vs. LSU, 9/4/2022

\*at Illinois



## 64 DAVID STICKLE

- **OL**
- **6-3 • 285 • R-JR**
- **PACE, FLA./PACE**

**2022:** Appeared in seven games...Seminole Scholar...saw action in season-opening 47-7 win vs. Duquesne, 44-14 win vs. Boston College, vs. No. 4 Clemson, 41-16 win vs. Georgia Tech, 45-3 victory at Miami, 38-3 win at Syracuse and 49-17 win vs. Louisiana.

**2021:** Made collegiate debut vs. UMass...Seminole Scholar.

**2020:** Worked with FSU's scout team...ACC Honor Roll.

**BEFORE FSU:** Helped lead Pace in 2018 to first state tournament appearance in five years...played in the Pensacola Sports' All-Star Game after his 2019 senior season...chose to attend FSU after receiving offers and interest from Stetson and Air Force, among others...majoring in political science.



# 2023 SEMINOLES



## 42 HAROLD STUBBS IV

- DB
- 5-11 • 173 • R-FR
- JACKSONVILLE, FLA./OAKLEAF

2022: Made collegiate debut in 49-17 win vs. Louisiana...redshirted 2022 season.

**BEFORE FSU:** First-team all-county and Clay Today Super 11 his senior season...recorded 59 tackles, including 10.0 for loss with 2.0 sacks...also returned kicks, averaging 25.2 yards per kickoff return...helped Trinity Christian Academy win 3A state championship in FSU's Doak Campbell Stadium his junior year...registered 23 tackles, one interception and two pass breakups...made 12 tackles as a sophomore...exploratory major.



## 20 AZAREYE'H THOMAS

- DB
- 6-2 • 194 • SO
- NICEVILLE, FLA./NICEVILLE



2022: Appeared in 11 games...recorded 14 tackles, including 2.0 for loss, one interception and one pass breakup...All-ACC Academic Team...ACC Honor Roll...Seminoles Scholar...grabbed first collegiate interception and had one tackle in 45-3 victory at Miami...made season-high three tackles in 49-17 win vs. Louisiana...registered two tackles, both for loss to post season-best 2.0 TFLs, in 44-14 win vs. Boston College...made two solo tackles in 41-16 win vs. Georgia Tech...recorded one tackle and one pass breakup in 35-32 Cheez-It Bowl victory vs. Oklahoma...had two tackles at No. 14 NC State...made solo tackle vs. No. 22 Wake Forest and in 38-3 win at Syracuse...recorded one tackle in season-opening 47-7 win vs. Duquesne...also saw action vs. No. 4 Clemson and in 45-38 victory vs. Florida.

**BEFORE FSU:** Consensus four-star prospect...ranked as No. 5 athlete nationally, No. 11 overall prospect in Florida and No. 67 overall in America by Rivals...rated nation's No. 4 athlete, Florida's 13th-best prospect and No. 93 overall nationally on 247 Composite...ranked No. 4 athlete nationally, No. 16 overall prospect

from Florida and No. 109 overall by 247Sports...No. 133 on ESPN300...ranked as nation's No. 7 safety and No. 15 overall prospect in Florida by ESPN...helped lead Niceville to second round of 2021 FHSAA 7A state playoffs...rushed for 421 yards, averaging 8.6 yards per carry, caught 33 passes for 438 yards and scored 17 total touchdowns...on defense, added two interceptions and recovered one fumble...Northwest Florida Daily News Large Schools Defensive Player of the Year his junior season after leading Niceville to state semifinals for first time since 2015...in five playoff games in 2020, accounted for 427 yards and six total touchdowns and did not allow touchdown all season playing defensive back...majoring in media and communications.

### THOMAS' CAREER STATISTICS

YR.	G	UA	A	TOT	TFL-YDS	PBU	FF	FR	INT	SACKS
2022	11	8	6	14	2.0-2	1	0	0	1-0	0.0-0
TOT	11	8	6	14	2.0-2	1	0	0	1-0	0.0-0

### THOMAS' CAREER HIGHS

Tackles	3, Louisiana, 11/19/2022
Tackles for Loss	2.0, Boston College, 9/24/2022
Interceptions	1, at Miami, 11/5/2022
Pass Breakups	1, vs. Oklahoma, 12/29/2022 (Cheez-It Bowl)



## 91 AYOBAMI TIFASE

- DL
- 6-4 • 299 • R-FR
- BALTIMORE, MD./CONCORDIA PREP

2022: Worked with FSU's scout team while redshirting.

**BEFORE FSU:** Reclassified to become member of Class of 2022...rated as No. 9 overall prospect in Maryland and 74th nationally at his position by 247Sports...helped Concordia Prep win 2021 MIAA Class B state championship and finish with 10-2 record...anchored defensive line that held opponents to 9.4 points per game...Saints played only three games in 2020 due to pandemic...defense earned shutouts in each of team's final two games...wrestled for Milford Mill Academy before transferring to Concordia Prep...majoring in social science.



## 9 LAWRENCE TOAFILI

- RB
- 6-0 • 188 • R-JR
- ST. PETERSBURG, FLA./PINELLAS PARK

**CAREER:** Is fifth player in FSU history with a receiving and rushing touchdown of at least 70 yards...had 73-yard touchdown run vs. Duke his freshman season and 75-yard touchdown catch at Clemson in 2021.

2022: Appeared in all 13 games with six starts...rushed 93 times for 457 yards and five touchdowns...added 24 receptions for 268 yards and one touchdown...FSU's Offensive Most Improved Player...only running back nationally with two 60-yard catches...tied for ACC lead and for 10th nationally with two 60-yard receptions...rushed for 101 yards and one touchdown on 13 carries in season-opening 47-7 win vs. Duquesne...part of first game in FSU history with three 100-yard rushers...totaled career-high 154 all-purpose yards in 41-16 win vs. Georgia Tech...gained career-best 84 receiving yards with one touchdown on five catches and added 70 yards and one touchdown on 13 carries vs. Yellow Jackets...became first FSU player with rushing and receiving touchdown in same game since Cam Akers in 2019...made career-high six receptions for 45 yards and gained 68 yards on 11 rushes vs. No. 4 Clemson...outrushed Tigers' average of 62.2 yards allowed per game on ground...led team with three receptions for 75 yards and added 52 yards on 14 rushes in 45-3 victory at Miami...caught 65-yard pass to set up field goal at end of first half, extending FSU's lead to 31-3 at halftime...had six carries for 20 yards and one touchdown plus nine yards on two receptions in 35-31 win at Louisville...rushing touchdown tied game in third quarter and began FSU's 21-10 second-half advantage...rushed 10 times for 22 yards and one touchdown and made three receptions for 24 yards at No. 14 NC State...rushed four times for 12 yards and one touchdown in 44-14 win vs. Boston College...had five carries for 13 yards vs. No. 22 Wake Forest...rushed four times for 46 yards and had 20-yard reception in 49-17 win vs. Louisiana...gained 25 yards on four carries in 45-38 victory vs. Florida...rushed four times for nine yards and had 10-yard reception in 24-23 win vs. LSU...gained nine yards on four rushes in 38-3 win at Syracuse...had 10-yard rush and two-yard reception in 35-32 Cheez-It Bowl victory vs. Oklahoma.

# 2023 SEMINOLES

**2021:** Played in nine games with two starts...rushed 32 times for 168 yards and one touchdown and caught 10 passes for 116 yards and two touchdowns...Seminoles Scholar... caught 75-yard touchdown and rushed four times for 17 yards at Clemson...75-yard reception was FSU's longest pass play since 2019 Sun Bowl...rushed for season-high 63 yards and one touchdown on four carries vs. UMass...rushed six times for 34 yards in season opener vs. No. 9 Notre Dame...totaled 22 rushing yards on 10 carries and five yards on two catches vs. Jacksonville State...made 20-yard reception and had two rushing yards at Wake Forest...caught three passes for 12 yards and had three-yard carry vs. Syracuse... made three receptions for four yards and one touchdown at Boston College...rushed five times for 22 yards in season finale at Florida...also saw action at North Carolina.

**2020:** Appeared in eight games with two starts and accumulated 476 all-purpose yards... gained 356 yards and two touchdowns on 37 rushes and 120 yards on 12 receptions...FSU co-Offense Freshman of the Year...average of 9.62 yards per carry led ACC and ranked second in NCAA...led team with season-high 117 rushing yards with one touchdown on seven carries in 56-35 win vs. Duke...73-yard touchdown run was second-longest rush for FSU in 2020 and tied for 11th-longest nationally by a true freshman...also caught three passes for 26 yards after starting vs. Blue Devils...made season-high four catches for 16 yards vs. Pitt...had 12-yard reception in collegiate debut vs. Georgia Tech...had eight carries for 64 yards and two catches for 35 yards at No. 12 Miami...rushed season-high 12 times for 99 yards and first collegiate touchdown in 41-24 win vs. Jacksonville State...earned ACC Rookie of the Week honors for his performance...made 31-yard reception in start at No. 5 Notre Dame...had six rushes for team-high 76 yards at Louisville.

**BEFORE FSU:** Four-star recruit listed as No. 17 running back and No. 27 overall prospect out of Florida according to 247Sports Composite...ranked 23rd at his position nationally according to Rivals...No. 140 in ESPN300...had three 1,000-yard rushing seasons at Pinellas Park, tallying 4,809 yards and 55 touchdowns for his career...averaged 126.6 yards per game and 9.7 yards per carry...rushed for 1,463 yards on 194 carries and 18 total touchdowns his senior season, averaging 133.0 yards per game and 7.5 yards per carry while helping Hurricanes to 7A state playoffs...as a junior, racked up 1,434 yards on 129 carries and scored 20 total touchdowns...averaged 130.4 yards per game and 11.1 yards per carry...produced 1,691 yards on 146 carries and scored 22 total touchdowns, averaging 153.7 yards per game and 11.6 yards per carry as a sophomore...also played basketball and averaged 12.9 points per game as a junior...chose Florida State over Florida, Alabama and Auburn among others...majoring in interdisciplinary social science.



## TOAFILI'S CAREER STATISTICS

### RUSHING

YR.	G	RUSH	YDS	AVG	TD	LG	AVG/G
2020	8	37	356	9.6	2	73	44.5
2021	9	32	163	5.1	1	38	18.1
2022	13	93	457	4.9	5	33	35.2
TOT	30	162	976	6.0	8	73	32.5

### RECEIVING

YR.	G	REC	YDS	AVG	TD	LG	AVG/G
2020	8	12	120	10.0	0	31	15.0
2021	9	10	116	11.6	2	75	12.9
2022	13	24	268	11.2	1	65	20.6
TOT	30	46	504	11.0	3	75	16.8

## TOAFILI'S CAREER HIGHS

Rush Attempts	14, at Miami, 11/5/2022
Rush Yards	117, Duke, 12/12/2020
Rush Touchdowns	1 (8x), last Georgia Tech, 10/29/2022
Long Rush	73, Duke, 12/12/2020
Receptions	6, Clemson, 10/15/2022
Receiving Yards	84, Georgia Tech, 10/29/2022
Long Reception	75, at Clemson, 10/30/2021
Receiving Touchdowns	1 (3x), last Georgia Tech, 10/29/2022
All-Purpose Yards	154, Georgia Tech, 10/29/2022



## 68 LaNARD TONEY

- OL
- 6-0 • 306 • R-FR
- ROCKLEDGE, FLA./COCOA

2022: Worked with FSU's scout team while redshirting.



**BEFORE FSU:** Three-year starter at Cocoa...credited with 116 pancake blocks in 33 games played...blocked for offense that averaged 33.5 points and 445.3 yards of total offense per game his senior year while helping lead Tigers to 11 wins and appearance in 4A state championship game...junior season featured offense that averaged 43.1 points and 439.0 yards of total offense per game while advancing to semifinal round of state playoffs...helped Cocoa reach state semifinal round as a sophomore...blocked for offense that averaged 31.8 points and 369.1 yards of total offense per game...majoring in civil engineering.

# 2023 SEMINOLES



## 13 JORDAN TRAVIS

- QB
- 6-1 • 212 • R-SR
- WEST PALM BEACH, FLA./THE BENJAMIN SCHOOL/LOUISVILLE

**CAREER:** Has played 35 games at FSU and is 426-for-689 passing for 5,888 yards and 45 touchdowns while also compiling 1,734 yards and 24 touchdowns on 336 carries and adding one touchdown reception...enters 2023 as one of four active players nationally with at least 5,500 passing yards and 1,700 rushing yards...one of six players in FSU history and only active player nationally to rush for at least seven touchdowns in three straight seasons entering 2023 season...holds FSU career records for quarterback rushing yards and quarterback rushing touchdowns...only player in program history ranked in top-10 on FSU's career passing touchdowns and rushing touchdowns lists...accounted for 70 total touchdowns, which ranks 4th on FSU's all-time list...7,622 yards of total offense ranks 6th in program history...tied for 9th on program's all-time career touchdown passes list...ranks 11th on FSU's all-time career passing yards list and 12th on program's career completions list...tied for 15th in program history with three 300-yard passing games...only FSU quarterback to reach 1,000 career rushing yards...responsible for top-two single-season rushing yards by an FSU quarterback and three of top-eight seasons...rushing touchdowns total is tied for 9th on program's all-time list and rushing yards are 20th-most in program history...only player in program history with three passing and two rushing touchdowns in single game...seven straight games played with rushing touchdown was longest stretch by quarterback in program history...produced program-record streak of six consecutive games accounting for at least three touchdowns...only quarterback in FSU history to have four straight games with at least one rushing and one passing touchdown...first quarterback in program history with back-to-back 100-yard rushing games...owns two longest runs by quarterback in program history.

2022: PFF's highest-graded FBS quarterback nationally and highest-graded offensive player in ACC (91.7)...second-team All-ACC...started all 13 games...was 226-of-353 passing for 3,214 yards with 24 touchdowns and only five interceptions...added 417 yards and seven touchdowns on 82 rushing attempts and caught two-yard touchdown pass...accounted for 32 touchdowns, tied for FSU's 3rd-highest single-season total...only player in FSU history with at least 20 touchdown passes and seven rushing touchdowns in a season...fourth FSU player with at least 3,000 total yards and 30 total touchdowns, joining Heisman Trophy winners Charlie Ward in 1993, Chris Weinke in 2000 and Jameis Winston in 2013...3,631 yards of total offense is 5th-highest single-season total in FSU history...passing yards total ranks 7th on FSU's single-season list, passing touchdowns are tied for 10th and completions were 14th-most in a season by an FSU quarterback...three 300-yard passing games tied for 16th-highest single-season total in program history and most for FSU quarterback since 2018...rushing yards total tied for 7th on FSU's single-season list of rushing yards by a quarterback...led ACC and was 3rd nationally with average of 8.35 yards per play...ranked 1st in ACC and 5th nationally with average of 9.10 yards per pass attempt...led ACC and ranked 8th in country with average of 14.22 yards per completion...led ACC and was 14th nationally with 160.1 pass efficiency rating...ranked 3rd in conference with 247.2 passing yards per game, 24 passing touchdowns and 64.0 completion percentage...194 points responsible for ranked 4th in ACC and 22nd nationally...average of 279.3 yards of total offense per game also ranked 4th in conference...rushing touchdowns total was 10th in ACC...named Cheez-It Bowl MVP after gaining FSU bowl-record 468 yards of total offense in 35-32 win vs. Oklahoma...was 27-of-38 passing for career-high 418 yards and two touchdowns and added 50 yards on seven rushes...first player since Joe Burrow in Jan. 14, 2020 CFP National Championship Game to record 400 yards passing and 50 yards rushing in bowl game and fifth in records dating back to 2000...total offense yardage was 9th-highest single-game output in program history...passing yards was 2nd-highest individual total in FSU bowl history and 18th on program's single-game list...27 completions were single-game career-best...had streak of six consecutive games with at least three touchdowns responsible for and one or fewer turnovers between Clemson and Florida games, which was nation's longest active streak entering bowl season...six straight games accounting for at least three touchdowns is program record...during three-game stretch that included Miami, Syracuse and Louisiana contests, was responsible for 11 touchdowns while throwing only nine incompletions...responsible for five touchdowns in 38-3 win at Syracuse...became second player in school history, and first since 1949, with passing, rushing and receiving score in same game...was 21-of-23 passing, a career-high 91.3 completion percentage, for 155 yards and three touchdowns, rushed five times for 21 yards and one touchdown and caught two-yard receiving touchdown at Orange...completed final 12 passes of half, longest streak of his career...was 10-of-12 passing for 202 yards and career-high-tying three touchdowns while adding 10 yards on seven rushing attempts in 45-3 victory at Miami...completed 9-of-14 passes for 112 yards and one touchdown and rushed five times for 38 yards and two scores in 49-17 win vs. Louisiana...threw for then-career-high 396 yards and career-high three touchdowns on 24-of-38 passing in 41-16 win vs. Georgia Tech...first two touchdowns vs. Yellow Jackets were from 78 and 62 yards, respectively, and made him first FSU quarterback with multiple 60-yard touchdown passes in one game since 2019...completed 15 passes for 181 yards and one touchdown and rushed seven times for 108 yards at NC State...rushing total at Wolfpack included 71-yard scamper, longest non-touchdown run by a quarterback and 6th-longest non-scoring run in school history...one of four ACC players to pass for at least 180 yards and rush for at least 100 yards in game...passed for then-career-high 321 yards and one touchdown on 16-of-26 passing and had 16-yard rush in 44-14 victory vs. Boston College...completed then-career-high 24 passes for 254 yards and two touchdowns while adding 64 yards and one touchdown on 14 rushes vs. No. 4 Clemson...accounted for 353 yards of total offense, courtesy of 270 passing yards and one touchdown plus 83 rushing yards with two scores, in 45-38 win vs. Florida...was 23-of-35 passing for 281 yards and career-high three touchdowns vs. No. 22 Wake Forest...completed 20-of-33 passes for 260 yards and

two touchdowns and gained 31 yards on eight rushing attempts during 24-23 victory vs. LSU in Allstate Louisiana Kickoff played at Caesars Superdome in New Orleans...opened season throwing for 207 yards on 11-of-15 passing with four rushes for 11 yards and one touchdown in 47-7 win vs. Duquesne...was 13-of-17 passing for 157 yards and two touchdowns before being injured late in first half of 35-31 victory at Louisville...began game with then-career-long streak of 11 consecutive completions.

2021: Played in 10 games with eight starts...was 122-for-194 passing for 1,539 yards and 15 touchdowns while adding 530 rushing yards and seven touchdowns on 134 carries...rushing touchdowns total tied for team lead...FSU Offensive MVP...Seminoles Scholar...one of four ACC players to pass for more than 1,500 yards and rush for more than 500 yards...ranked fifth in ACC in completion percentage...topped 62.1 percent passing in six games and posted better than 80 percent completion percentage twice...posted career-high 336 yards of total offense behind career-best 274 yards on 18-of-26 passing and 62 rushing yards with career-high-



tying two touchdowns on career-most 22 rushing attempts vs. Miami...scored game-winning touchdown and added two-point conversion with 26 seconds left in 31-28 victory...completed 59-yard pass on first play of final drive that started with 2:19 left in fourth quarter and had 24-yard completion on 4th-and-14 with 50 seconds remaining that set FSU up on 1-yard line for game-winning score...4th-and-14 completion was most yards-to-go on successful 4th-down conversion for Seminoles since 2003...was 11-for-13 passing for 145 yards and three touchdowns and rushed for career-high 121 yards and career-high-tying two touchdowns on 14 carries in 35-25 win at North Carolina...first player in Florida State history with three passing touchdowns and two rushing touchdowns in a game and was first FSU player to account for five touchdowns since 2013 when Jameis Winston threw for five scores vs. Maryland...first FSU quarterback with back-to-back 100-yard rushing games...rushed for then-career-best 113 yards and completed career-high 22 passes on 32 attempts for 131 yards and two touchdowns in 33-30 win vs. Syracuse...accounted for all 63 yards on last-minute drive that led to game-winning 34-yard field goal as time expired...was 18-of-29 passing for 202 yards and one touchdown and rushed for 102 yards and one touchdown on 17 attempts in season finale at Florida...was first career game with at least 200 yards passing and 100 yards rushing...matched career-high with three passing touchdowns on 20-for-34 passing for 250 yards and rushed for 26 yards in 26-23 victory at Boston College...was 14-of-22 passing for 176 yards and two touchdowns at Clemson...career-long 75-yard touchdown was FSU's longest pass play since 2019 Sun Bowl...was 9-of-19 passing for 130 yards and two touchdowns and rushed for nine yards and one touchdown in season opener vs. No. 9 Notre Dame...had seven-yard rush vs. Jacksonville State...was 5-of-6 passing for 107 yards and two touchdowns and added 16 rushing yards at Wake Forest...was 5-of-10 passing for 123 yards and added 78 yards and one touchdown on nine carries vs. UMass.

MEDIA

PREVIEW

TEAM

COACHES

REVIEW

HONORS

PROS

RECORDS

FSU

# 2023 SEMINOLES



Davey O'Brien Award Great 8 recognition for his performance vs. Gamecocks...was 13-of-18 passing for 192 yards and career-best two touchdowns while rushing 12 times for 90 yards and one touchdown in 56-35 win vs. Duke...named Manning Award Quarterback of the Week for his performance vs. Blue Devils...had career-high 107 rushing yards and career-high-tying two touchdowns on 16 carries while also completing 8-of-19 passes for 191 yards and one touchdown in 31-28 victory vs. No. 5 North Carolina...completed career-best 14 passes for 141 yards and one touchdown and rushed 12 times for 47 yards and one touchdown at Louisville...opened season with six rushes for 39 yards vs. Georgia Tech...started at wide receiver at No. 12 Miami...finished game with 52 yards on seven carries, five-yard reception and 12-yard completion...made first collegiate start at quarterback at No. 5 Notre Dame...was 13-of-24 for 204 yards and one touchdown passing and totaled 96 yards and one touchdown on career-high 19 rushes...was 11-of-18 passing for 106 yards and had 80 rushing yards with one touchdown on 14 carries vs. Pitt.

2019: Appeared in each of final four games...was 6-of-11 passing for 79 yards...rushed 23 times for 228 yards and three touchdowns and caught one pass for 18 yards...first player in FSU history with 60-yard completion and 60-yard rush in same game...had 63-yard completion and 61-yard rush in 49-12 win vs. Alabama State...finished game vs. Hornets with three completions for 71 yards and four carries for team-best 69 yards...made FSU debut with three carries for team-high 94 yards and two touchdowns in 38-31 victory at Boston College...scored on 66-yard run in fourth quarter to clinch win...rush was longest touchdown run by a quarterback in program history...first play was 26-yard touchdown run on 3rd-and-3...became first FSU quarterback with two rushing touchdowns in a game since EJ Manuel vs. Florida in 2012 and first to lead Seminoles in rushing since Jameis Winston at Boston College in 2013...66-yard touchdown run also was one of three 60-yard touchdowns vs. Eagles, marking only fourth time in program history the Seminoles registered three 60+-yard touchdowns in one game...was 1-for-1 passing for six yards and rushed five times for seven yards and one touchdown at No. 8 Florida...rushed 11 times for 58 yards, caught 18-yard pass and was 2-of-3 passing in Sun Bowl vs. Arizona State.

BEFORE FSU: Was 4-for-14 passing for 71 yards with one touchdown and gained 40 yards on eight carries while appearing in three games at Louisville during 2018 season...consensus three-star prospect rated as nation's No. 24 dual-threat quarterback by 247Sports out of high school...named 2017 FHSAA 3-A Player of the Year and Palm Beach Player of the Year...Florida Dairy Farmers Mr. Football Award finalist...led The Benjamin School to eight wins and regional final round of state playoffs senior year...was 130-of-213 passing for 2,190 yards and 24 touchdowns in addition to 70 rushes for 905 yards and 16 touchdowns...was conference's Offensive Player of the Year as a junior when he threw for 2,017 yards and 21 touchdowns plus rushed for 384 yards and 11 touchdowns while leading Buccaneers to semifinal round of Southeastern Football Conference playoffs...brother, Devon Travis, played baseball at FSU from 2010-12 and played four seasons in MLB with the Toronto Blue Jays...graduated from FSU with bachelor's degree in social science...pursuing additional degree in sociology.

2020: Played in eight games with six starts...was 72-of-131 passing for 1,056 yards and six touchdowns while rushing for 559 yards and seven touchdowns on 97 carries...also made five-yard reception...broke FSU's single-season record for quarterback rushing yards, passing previous mark of 504 set by Heisman Trophy winner Charlie Ward in 1992...average of 5.76 yards per carry was highest in ACC and third-highest nationally among quarterbacks...yards-per-carry average ranked fifth overall in ACC...ranked second in ACC and eighth nationally with average of 14.67 yards per completion...one of nine quarterbacks in FBS with at least 1,000 yards passing and 550 yards rushing...ended season scoring at least one rushing touchdown in six straight games played, breaking FSU's record for consecutive games with a rushing touchdown by a quarterback...streak was longest active nationally by a quarterback at end of 2020 season...88-yard touchdown run vs. Pitt was longest play by FSU, sixth-longest rush in FBS in 2020 and broke his own program record for longest run by a quarterback... Seminole Scholar...was 12-of-17 passing for career-high 210 yards and one touchdown while rushing 11 times for 48 yards and one touchdown in 41-24 win vs. Jacksonville State...earned

### TRAVIS' CAREER STATISTICS

#### PASSING

YR.	G	COM	ATT	PCT	YDS	YDS/COMP	TD	INT	LG	AVG/G
2018*	3	4	14	28.6	71	17.8	1	1	31	23.6
2019	4	6	11	54.5	79	13.2	0	0	63	19.8
2020	8	72	131	55.0	1,056	14.7	6	6	68	132.0
2021	10	122	194	62.9	1,539	12.6	15	6	75	153.9
2022	13	226	353	64.0	3,214	14.2	24	5	78	247.2
TOT	38	430	703	61.2	5,959	13.9	46	18	78	156.8

#### RUSHING

YR.	G	RUSH	YDS	AVG	TD	LG	AVG/G
2018*	3	8	40	5.0	0	25	13.3
2019	4	23	228	9.9	3	66	57.0
2020	8	97	559	5.8	7	88	69.9
2021	10	134	530	4.0	7	53	53.0
2022	13	82	417	5.1	7	71	32.1
TOT	38	344	1,774	5.2	24	88	46.7

\*at Louisville

### TRAVIS' CAREER HIGHS

Pass Attempts	42, Clemson, 10/15/2022
Pass Completions	27, Oklahoma, 12/29/2022 (Cheez-It Bowl)
Pass Yards	418, Oklahoma, 12/29/2022 (Cheez-It Bowl)
Pass Touchdowns	3 (7x), last Oklahoma, 12/29/2022 (Cheez-It Bowl)
Long Pass	78, Georgia Tech, 10/29/2022
Rush Attempts	22, Miami, 11/13/2021
Rush Yards	121, at North Carolina, 10/9/2021
Rush Touchdowns	2 (6x), last Florida, 11/25/2022
Long Rush	88, Pitt, 11/7/2020
Receptions	1 (3x), last at Syracuse, 11/12/2022
Receiving Yards	18, vs. Arizona State, 12/21/2019 (Sun Bowl)
Receiving Touchdowns	1, at Syracuse, 11/12/2022
Total Offense	468, Oklahoma, 12/29/2022 (Cheez-It Bowl)
All-Purpose Yards	121, at North Carolina, 10/9/2021
Touchdown Responsibility	5 (2x), last at Syracuse, 11/12/2022

MEDIA

PREVIEW

TEAM

COACHES

REVIEW

HONORS

PROS

RECORDS

FSU

# 2023 SEMINOLES



## 54 BYRON TURNER JR.

- DL
- 6-4 • 244 • R-SO
- PORT SULPHUR, LA./ST. AUGUSTINE

2022: Played in eight games...recorded three tackles...made collegiate debut and registered one tackle in season-opening 47-7 win vs. Duquesne...had season-high two tackles in 49-17 win vs. Louisiana...also saw action in 24-23 win vs. LSU, 35-31 win at Louisville, 44-14 win vs. Boston College, 38-3 win at Syracuse, 45-38 victory vs. Florida and 35-32 Cheez-It Bowl victory vs. Oklahoma.

2021: Worked with FSU's scout team while redshirting.

**BEFORE FSU:** Four-star prospect and No. 7 overall in Louisiana according to ESPN...ranked No. 20 nationally among weak-side defensive ends and 12th among Louisiana prospects by Rivals...rated as nation's No. 27 strong-side defensive end and Louisiana's No. 12 prospect on 247Sports Composite...ranked 23rd nationally at his position and 13th in Louisiana by 247Sports...earned all-district recognition his senior year after helping lead St. Augustine to quarterfinal round of state playoffs...recorded 102 tackles, including 29.0 for loss with 13.0 sacks, as a junior to help Purple Knights advance to quarterfinal round of state playoffs...also contested shot put for St. Augustine's track and field team...majoring in interdisciplinary social science.

### TURNER JR.'S CAREER STATISTICS

YR.	G	UA	A	TOT	TFL-YDS	PBU	FF	FR	QBH	SACKS
2022	8	0	3	3	0.0-0	0	0	0	0	0.0-0
TOT	8	0	3	3	0.0-0	0	0	0	0	0.0-0

### TURNER JR.'S CAREER HIGHS

Tackles 2, Louisiana, 11/19/2022



## 21 GREEDY VANCE

- DB
- 5-11 • 170 • R-JR
- KENNER, LA./EDNA KARR/LOUISVILLE

2022: Appeared in all 13 games...recorded 16 tackles, three interceptions and two pass breakups...led team and ranked third in ACC in total interceptions...registered season-high four tackles, all solo, in 35-31 win at Louisville...made three tackles and one interception in 44-14 win vs. Boston College...grabbed interception in 45-3 victory at Miami...interception was returned 10 yards and led to seven-yard touchdown drive, FSU's shortest since 2015, and gave Seminoles 28-3 lead in second quarter...recorded two solo tackles and one interception in 38-3 win at Syracuse...made two solo stops in 24-23 win vs. LSU...recorded one tackle and one pass breakup in 41-16 win vs. Georgia Tech and in 49-17 win vs. Louisiana...had solo tackle in 45-38 victory vs. Florida...made solo tackle vs. No. 22 Wake Forest...credited with one tackle in season-opening 47-7 win vs. Duquesne.

**BEFORE FSU:** Appeared in 17 games with nine starts in two seasons at Louisville...started nine of 12 games played during redshirt freshman season and recorded 36 tackles, 1.0 for loss, seven pass breakups and one fumble recovery...pass breakups total tied for eighth in ACC and for second among Cardinals...registered career-high eight tackles in win at Duke...played five games as a true freshman in 2020 and made one solo tackle...rated No. 24 prospect from Louisiana and No. 44 cornerback nationally on 247 Composite...earned all-state honors his senior year...helped lead Edna Karr to 4A state championships all three years...Cougars were 14-1 his sophomore season, completed perfect 15-0 season his junior year and finished 13-2 in 2019...majoring in social science.

### VANCE'S CAREER STATISTICS

YR.	G	UA	A	TOT	TFL-YDS	PBU	FF	FR	INT	SACKS
2020*	5	1	0	1	0.0-0	0	0	0	0	0.0-0
2021*	12	33	3	36	1.0-2	7	0	1	0	0.0-0
2022	13	12	4	16	0.0-0	2	0	0	3-10	0.0-0
TOT	30	46	7	53	1.0-2	9	0	1	3-10	0.0-0

### VANCE'S CAREER HIGHS

Tackles 8, at Duke, 11/18/2021\*  
 Tackles for Loss 1.0, Kentucky, 11/27/2021\*  
 Fumbles Recovered 1, Syracuse, 11/13/2021\*  
 Pass Breakups 2 (2x), last at NC State 10/30/2021\*  
 Interceptions 1 (3x), last at Syracuse, 11/12/2022  
 \*at Louisville



# 2023 SEMINOLES



## 5 JARED VERSE

- DL
- 6-4 • 260 • R-JR
- DAYTON, OHIO/CENTRAL COLUMBIA (PA.)/ALBANY

2022: Played in 12 games with nine starts...recorded 48 tackles, including 17.0 for loss with 9.0 sacks, three quarterback hurries, one fumble recovery and one blocked field goal...named first-team All-American by The Athletic...Phil Steele third-team All-American...first-team All-ACC...received most All-ACC votes on defense...FSU Defensive MVP...only player in ACC and one of two Power 5 defenders nationally with four games of 2.5 tackles for loss in 2022...ACC-best average of 0.75 sacks per game ranked 17th nationally...ranked second in ACC and 10th nationally with average of 1.4 tackles for loss per game...had at least 0.5 tackles for loss in every game he finished...registered season-high seven tackles, 2.5 for loss with 1.5 sack, in 35-32 Cheez-It Bowl victory vs. Oklahoma...teamed with Dennis Briggs Jr. for sack on final play of game to secure victory...recorded three tackles, 2.5 for loss with career-high-tying 2.0 sacks, and one blocked field goal in 24-23 win vs. LSU...blocked 30-yard field goal to keep FSU ahead 7-3 in second quarter...made sack on LSU's final drive of each half...named ACC Defensive Lineman of the Week for his performance vs. Tigers...recorded four tackles, 2.5 for loss with 1.0 sack, vs. No. 22 Wake Forest...played only 23 snaps vs. Demon Deacons while returning from injury...made two solo stops, including 12-yard sack, and one fumble recovery returned

10 yards in 45-3 victory at Miami...fumble recovery ended Hurricanes drive at 6-yard line in UM's only trip to red zone...registered five tackles, 2.5 for loss with 0.5 sack, in 41-16 win vs. Georgia Tech...recorded five tackles, 0.5 for loss, and two quarterback hurries in 45-38 victory vs. Florida...had five tackles, 1.0 for loss, and one quarterback hurry at No. 14 NC State...made five tackles, 1.0 for loss, vs. No. 4 Clemson...had four tackles, 1.5 for loss with 1.0 sack, in season-opening 47-7 win vs. Duquesne...registered four tackles, 1.0 sack, in 38-3 win at Syracuse...had two tackles, including 1.0 sack, in 49-17 win vs. Louisiana...made two tackles at Louisville before exiting in first half due to injury...missed 44-14 win vs. Boston College due to injury.

BEFORE FSU: Appeared in 15 games over two seasons at Albany, recording 74 tackles, including 21.5 for loss with 14.5 sacks, 15 quarterback hurries, two forced fumbles and one pass breakup...first-team all-conference selection and FCS Freshman All-American in fall 2021 after registering 53 tackles, 11.5 for loss with 10.5 sacks, 13 quarterback hurries, one forced fumble and one pass breakup...earned CAA Defensive Rookie of the Year honors in Spring 2021...was second-team all-conference selection and Jerry Rice Award finalist after recording 22 tackles, including 10.0 for loss with 4.0 sacks, and one forced fumble in four games played...led Colonial Athletic Association in tackles for loss and tied for second in sacks...made career-high 10 tackles vs. Stony Brook in first collegiate start...redshirted 2019 season...three-time All-PHAC athlete at Central Columbia...played both sides his senior year, registering 14 tackles with three forced fumbles and 15 receptions for 385 yards at tight end...also played basketball and ran track for Bluejays...won state championship as part of 4x400 relay team...majoring in interdisciplinary social science.

### VERSE'S CAREER STATISTICS

YR.	G	UA	A	TOT	TFL-YDS	PBU	FF	FR	BLK	SACKS
2020**	4	15	7	22	10.0-36	0	1	0	1	4.0-16
2021*	11	31	21	52	11.5-74	1	1	0	0	9.5-70
2022	12	22	26	48	17.0-91	0	0	1	1	9.0-72
TOT	27	68	54	122	38.5-201	1	2	1	2	22.5-158

### VERSE'S CAREER HIGHS

Tackles	10, Stony Brook 3/27/2021**
Tackles for Loss	4.0, Rhode Island 3/20/2021**
Sacks	2.0 (5x), last vs. LSU, 9/4/2022
Fumbles Forced	1 (2x), last at North Dakota State 9/4/2021*
Fumbles Recovered	1, at Miami, 11/5/2022
Pass Breakups	1, New Hampshire 11/6/2021*
Blocked Kicks	1 (2x), last vs. LSU, 9/4/2022

\*at Albany; \*\*2020 season played in Spring 2021





# 2023 SEMINOLES

MEDIA

PREVIEW

TEAM

COACHES

REVIEW

HONORS

PROS

RECORDS

FSU



## 76 DARIUS WASHINGTON

- OL
- 6-4 • 306 • R-JR
- PENSACOLA, FLA./WEST FLORIDA

2022: Appeared in 11 games with seven starts...started four games at right tackle, two games at left tackle and one game at center...Don Powell Award recipient...blocked for offense that led country with average of 7.46 plays of at least 20 yards per game and tied for national lead with eight touchdown drives of at least 90 yards...ranked second nationally with explosive play differential of +7.41, bolstered by 17.15 percent explosive play rate on offense that was country's third-best rate...helped Seminoles lead ACC in third-down offense, yards gained per pass, yards gained per play, yards gained per rush, total offense per game, yards per completion, rushing offense per game and scoring offense per game...FSU was one of two offenses nationally, and only one in ACC, to average at least 270 passing yards (270.2) and at least 210 rushing yards (214.1) per game...helped protect quarterback Jordan Travis, who was PFF's highest-graded quarterback nationally and ACC's highest-graded offensive player...Travis led ACC in yards per play, yards per pass attempt, yards per completion and pass efficiency rating...paved way for running back Trey Benson to lead ACC with average of 6.43 yards per rush...opened lanes as FSU topped 200 rushing yards in seven straight games, tying school record...blocked for third game in school history with 375-yard passer, 100-yard rusher and 100-yard receiver while piling up 642 yards of total offense in 41-16 win vs. Georgia Tech...helped FSU rush for 206 yards vs. No. 4 Clemson, which entered game allowing average of 62.2 rushing yards per game...blocked as FSU produced 125-yard rusher and receiver for first time since 2015 in 35-31 victory at Louisville...helped Seminoles record program's first game with 400 rushing yards and 200 passing yards since 1995, one of two teams nationally to accomplish the feat in 2022, in season opener vs. Duquesne.

2021: Started all 12 games...started at right tackle for seven games and left tackle for five...FSU Most Improved Offensive Player...blocked for offensive line that helped FSU convert 32 consecutive red zone trips into points, the longest active streak nationally to end 2021 and second-longest by any program at any point of season...red zone scoring streak was longest by Seminoles since 2014...helped Florida State rank first in ACC and sixth in America with red zone touchdown percentage of 73.8...FSU's red zone scoring percentage of 90.5 ranked third in ACC and 15th among all FBS schools...Seminoles ranked fourth in ACC with average of 4.78 yards per rush...FSU's three touchdowns of at least 75 yards tied for eighth-highest total nationally...blocked for six 200-yard rushing games and seven games with 100-yard rusher...helped pave the way for four consecutive games with at least 200 yards rushing, FSU's longest streak since 2010...protected quarterback Jordan Travis who was one of four in ACC to pass for at least 1,500 yards and rush for at least 500 yards...Travis passed for career-high 274 yards and had career-best 336 yards of total offense in 31-28 victory vs. Miami...blocked as FSU had five different players score a rushing touchdown for the first time since 2013 in 59-3 win vs. UMass...586 yards of total offense and 365 rushing yards vs. UMass were both highest for FSU since 2016.

2020: Played in seven games with five starts at left tackle...started at North Carolina State, part of offensive line that featured four freshmen...was first time FSU started four freshmen on offensive line since 2011 Champs Sports Bowl...blocked for Florida State offense that averaged 199.9 rushing yards per game, program's highest since 2016, and 5.11 yards per rush, FSU's highest season average since 2015...FSU ranked fourth in ACC in yards per carry and fifth in rushing yards per game...yards-per-rush average ranked 23rd nationally, 16th among teams with at least 350 carries...rushing yards-per-game average ranked 20th nationally among teams that played at least nine games...in 56-35 win vs. Duke, blocked as FSU scored six rushing touchdowns, tying the most in program history against an ACC opponent...was only second time FSU scored six rushing touchdowns in conference game and first since 1992...346 rushing yards vs. Duke were FSU's most in ACC game since 2012...cleared way for Seminoles to pass for 268 yards and gain 263 rushing yards in 41-24 win vs. Jacksonville State, Florida State's first game with at least 250 yards rushing and passing since 2016...Seminoles scored touchdowns on five straight drives vs. Gamecocks, FSU's longest touchdown streak since 2017...helped Seminoles convert five fourth-down attempts at North Carolina State, most by an ACC team in 2020 and tied for second-highest single-game total nationally.



2019: Appeared in four games with three starts at left tackle...made first career start in 35-17 win vs. Syracuse...helped block as FSU scored five rushing touchdowns against an ACC opponent for the first time since 2016 and Cam Akers tied program's single-game record with four rushing scores against Orange...also started 38-31 victory at Boston College, where offense averaged 9.2 yards per play and had three offensive touchdowns of at least 60 yards for only the second time in program history...yards-per-play average was highest for FSU since 2013...also started vs. Miami...made collegiate debut at Wake Forest...redshirted 2019 season.

**BEFORE FSU:** Powerful offensive lineman rated as four-star prospect by ESPN and three-star recruit by 247Sports and Rivals...listed as nation's No. 39 offensive tackle and No. 68 overall prospect in Florida by ESPN...ranked 82nd in Florida by 247...as a senior, registered 37 pancake blocks while paving way for West Florida offense that averaged 162 rushing yards per game...named first-team all-area by Pensacola News Journal...invited to compete in local Subway High School All-Star Game...as a junior, helped lead Jaguars to 5A state championship game and 12-2 overall record...opened holes for offense that averaged 33.3 points per game and 193 rushing yards per game...named 5A second-team all-state by FloridaHSFootball and first-team all-area by Pensacola News Journal...chose Florida State over Miami and Mississippi State among others...majoring in interdisciplinary social science.

# 2023 SEMINOLES



## 26 DWAYNE WELLS JR.

- DB
- 6-1 • 201 • R-SR
- TAMPA, FLA./ARMWOOD/COFFEYVILLE CC (KAN.)

2022: Worked with FSU's scout team.

**BEFORE FSU:** Appeared in 28 games for Armwood... recorded 30 tackles, 4.0 for loss, one interception, two pass breakups, two fumble recoveries and one forced fumble... played on teams that won 37 games over his three years and qualified for back-to-back 6A state championship games... helped Hawks win 13 games and advance to 6A state championship game his senior year... Armwood won 14 games and played for state title his junior year... saw action in three games as a sophomore on 10-win team that was undefeated in district play... majoring in public health.



## 48 JACKSON WEST

- TE
- 6-4 • 244 • R-SO
- HUNTSVILLE, ALA./HUNTSVILLE

2022: Missed season due to injury... ACC Honor Roll... Seminole Scholar... redshirted 2022 season.

2021: Appeared in nine games... ACC Honor Roll... Seminole Scholar... worked at tight end and on special teams units... made collegiate debut vs. Jacksonville State... also saw action vs. Syracuse, at North Carolina, vs. UMass, at Clemson, vs. North Carolina State, vs. Miami, at Boston College and at Florida.

**BEFORE FSU:** Consensus three-star prospect ranked as No. 20 tight end in America and No. 17 overall prospect in Alabama by 247Sports... ranked No. 17 tight end nationally and No. 21 overall in Alabama by ESPN... rated 27th nationally at his position and 22nd overall in Alabama on 247Sports Composite... named 7A first-team all-state and all-region... caught 28 passes for 442 yards

and two touchdown in only six games played during his senior season... made 26 receptions for 411 yards and two touchdowns as a junior, helping Panthers win six games and average nearly 30 points per game... also played basketball and baseball at Huntsville... on the court, appeared in all 31 games as Panthers finished his junior year in 7A state playoffs... hit five career home runs and helped lead baseball team to two state playoff appearances... majoring in sport management.



## 37 CHRISTIAN WHITE

- DB
- 5-11 • 177 • R-FR
- ELLENWOOD, GA./EAGLE'S LANDING CHRISTIAN ACADEMY

2022: Made collegiate debut in 49-17 win vs. Louisiana... redshirted 2022 season.

**BEFORE FSU:** Played offense and defense for Eagle's Landing... made six interceptions, including four his senior season, returning one for touchdown... caught five passes for 72 yards, averaging 14.4 yards per reception, and one touchdown... helped lead Chargers to semifinal round of Class A Private state playoffs as a senior... junior year contributed on defense that allowed 14.7 points per game and advanced to quarterfinal round of state playoffs... played on state championship team as a sophomore... also played basketball and baseball... majoring in sport management.



## 21 DARION WILLIAMSON

- WR
- 6-3 • 204 • R-JR
- BROWNSVILLE, TENN./HAYWOOD

2022: Played in five games... made eight receptions for 131 yards... led team with career-high 98 yards on career-best five catches in 44-14 win vs. Boston College... total vs. Eagles included career-long 52-yard reception... injured on final reception and missed next eight games... returned to make two catches for 23 yards and add one-yard rush in 35-32 Cheez-It Bowl victory vs. Oklahoma... both catches vs. Sooners set up fourth-quarter touchdowns... first grab was immediately followed by touchdown that tied game 25-25 with 11:05 remaining and next play after his second catch was touchdown that put FSU ahead 32-25 with 7:22 left in game... made 10-yard reception in season-opening 47-7 win vs. Duquesne... also saw action in 24-23 win vs. LSU and in 35-31 win at Louisville.

2021: Appeared in all 12 games and caught 11 passes for 110 yards... Seminole Scholar... made career-best three receptions for career-high 32 yards vs. Jacksonville State... caught 12-yard pass in season opener vs. No. 9 Notre Dame... catch vs. Irish converted 3rd-and-2 on final drive of fourth quarter that completed 18-point comeback and sent game to overtime... had 10-yard reception at Wake Forest... made five-yard catch vs. Syracuse... grabbed 16-yard reception vs. UMass... made two catches for 22 yards at Clemson... had four-yard catch vs. Miami... made nine-yard reception at Boston College.

2020: Appeared in three games... made two receptions for 15 yards in collegiate debut at No. 12 Miami... also saw action at Louisville and in 56-35 win vs. Duke... redshirted 2020 season.

**BEFORE FSU:** Three-star athlete rated No. 48 nationally and Tennessee's 24th-best prospect by 247Sports Composite... ranked 15th in Tennessee by 247Sports and as No. 34 prospect in Tennessee by Rivals... made 19 receptions for 277 yards and one touchdown as a senior... missed back half of season after injury... helped Haywood start 6-1 before being injured... played on both sides of the ball as a junior, helping lead Tomcats to state championship game and 10-5 final record... caught 10 passes for 150 yards as part of offense that averaged 34.7 points per game and added 70 tackles, four interceptions and two fumble recoveries on defense... high school teammates of fellow signee Markeston Douglas... chose Seminoles over Tennessee and Arkansas... majoring in interdisciplinary social science.

### WILLIAMSON'S CAREER STATISTICS

YR.	G	REC	YDS	AVG	TD	LG	AVG/G
2020	3	2	15	7.5	0	8	5.0
2021	12	11	110	10.0	0	17	9.2
2022	5	8	131	16.4	0	52	26.2
TOT	20	21	256	12.2	0	52	12.8

### WILLIAMSON'S CAREER HIGHS

Receptions	5, Boston College, 9/24/2022
Receiving Yards	98, Boston College, 9/24/2022
Long Reception	52, Boston College, 9/24/2022



# 2023 SEMINOLES



## 14 JOHNNY WILSON

- WR
- 6-7 • 237 • R-JR
- PACOIMA, CALIF./CALABASAS/ARIZONA STATE

2022: Started all 13 games...made 43 receptions for 897 yards and five touchdowns... second-team All-ACC...Phil Steele third-team All-ACC...FSU Offensive Newcomer of the Year...Seminoles Scholar...led ACC and ranked third in country with 22 20-yard receptions... ranked second in ACC and fifth nationally with average of 20.86 yards per catch...tied for ACC lead and for 10th nationally with two 60-yard receptions...ranked second in conference and sixth in country with four 50-yard receptions...was third in ACC with four 40-yard receptions and his seven 30-yard catches were fourth in conference...receiving yards total ranked seventh in ACC...made career-high eight receptions for career-high 202 yards in 35-32 Cheez-It Bowl victory vs. Oklahoma...receiving yards total broke Cheez-It Bowl and FSU bowl records...also was 13th-highest single-game total in program history and highest single-game total by FSU receiver since 2016...only 200-yard receiving game during 2022 bowl season...yardage total included 57-yard grab that set up game-winning field goal...had seven receptions for 149 yards and career-high two touchdowns in 35-31 win at Louisville... accounted for all 79 yards on game-tying drive in fourth quarter with 69-yard reception and 10-yard touchdown that tied game at 28-28...second touchdown was game-winning score on third down with 7:54 left that put FSU ahead by final score...teamed with Treshaun Ward for fourth ACC road game in program history with 125-yard rusher and 125-yard receiver...149 receiving yards were second-most by FSU receiver in 23-game series vs. Louisville...named ACC Receiver of the Week for his performance vs. Cardinals...totaled 111 yards and one touchdown on three catches in 41-16 win vs. Georgia Tech...touchdown was career-long 78-yard grab that was longest pass play by FSU since 2019...part of only third game in program history with 375-yard passer, 100-yard rusher and 100-yard receiver...had six catches for 85 yards and one touchdown vs. No. 22 Wake Forest...made 24-yard touchdown reception in 38-3 win at Syracuse...caught six passes for 75 yards vs. No. 4 Clemson...totaled 60 receiving yards on three catches in 24-23 win vs. LSU...caught three passes for 60 yards at No. 14 NC State...made 51-yard reception in season-opening 47-7 win vs. Duquesne...had two receptions for 46 yards in 45-38 victory vs. Florida...made two catches for 22 yards in 45-3 victory at Miami...caught two passes for 12 yards in 44-14 win vs. Boston College.

BEFORE FSU: Appeared in eight games with three starts in two seasons at Arizona State...caught 12 passes for 154 yards and one touchdown in five games played during 2021 season...played in three games and made one start his true freshman season and caught six passes for 89 yards...consensus four-star prospect out of Calabasas...rated 62nd in ESPN300 and No. 89 nationally on 247 Composite for Class of 2020...tabbed as No. 8 wide receiver prospect in America by ESPN and 15th by Rivals...invited to Under Armour All-America Game and Polynesian Bowl All-Star Game...four-year contributor at Calabasas, recording 187 receptions for 3,032 yards and 43 touchdowns...made 37 receptions for 606 yards and eight touchdowns his senior year...caught 40 passes for 672 yards and 10 touchdowns as a junior, helping lead Coyotes to semifinal round of Division 2 Southern Section playoffs...sophomore year produced 52 receptions for 899 yards and 11 touchdowns...as a freshman, made 58 catches for 855 yards and 14 touchdowns to help Calabasas win Division 5 Southern Section title and advance to state semifinal...majoring in social science.



### WILSON'S CAREER STATISTICS

RECEIVING							
YR.	G	REC	YDS	AVG	TD	LG	AVG/G
2020*	3	6	89	14.3	0	37	29.7
2021*	5	12	154	12.8	1	28	30.8
2022	13	43	897	20.9	5	78	69.0
TOT	21	60	1,140	19.0	6	78	54.3

### WILSON'S CAREER HIGHS

Receptions	8, vs. Oklahoma, 12/29/2022 (Cheez-It Bowl)
Receiving Yards	202, vs. Oklahoma, 12/29/2022 (Cheez-It Bowl)
Receiving Touchdowns	2, at Louisville, 9/16/2022
Long Reception	78, Georgia Tech, 10/29/2022
<i>*at Arizona State</i>	



## 1 WINSTON WRIGHT JR.

- WR
- 5-10 • 191 • R-SR
- SAVANNAH, GA./MEMORIAL DAY SCHOOL/WEST VIRGINIA

2022: Missed season due to preseason injury

BEFORE FSU: Appeared in 33 games with 16 starts in three seasons at West Virginia... caught 129 passes for 1,338 yards and seven touchdowns while also gaining 1,236 yards with two touchdowns on 50 kickoff returns... led Mountaineers with 63 receptions, 688 receiving yards and five touchdowns in 2021... also returned 23 kickoffs for 618 yards and one touchdown...average of 26.9 yards per kickoff return ranked fourth in Big 12 and 19th nationally...ranked sixth in Big 12 with average of 4.8 receptions per game...broke WVU's single-game record with 217 kickoff return yards, including 98-yarder, vs. Maryland...one of only 11 players nationally with multiple 90-yard kickoff returns in 2021...Academic All-Big 12...earned second-team All-Big 12 honors after making team-high 47 receptions for 553 yards and two touchdowns while adding 425 yards on 20 kickoff returns during his sophomore season...ranked fourth in Big 12 in receptions per game and fifth in receiving yards per game...caught 19 passes for 97 yards and returned seven kickoffs for 193 yards and one touchdown his freshman year...collected nearly 3,000 all-purpose yards in four seasons at Memorial Day...three-time all-state selection...helped lead Blue Thunder to two state championships...also played basketball and ran track at Memorial Day...won state titles in 100- and 200-meter dash his senior year...broke state record in 200 with time of 22.22 seconds...majoring in interdisciplinary social science.



### WRIGHT JR.'S CAREER STATISTICS

RECEIVING							
YR.	G	REC	YDS	AVG	TD	LG	AVG/G
2019*	10	19	97	5.1	0	16	9.7
2020*	10	47	553	11.8	2	70	55.3
2021*	13	63	688	10.9	5	40	52.9
TOT	33	129	1,338	10.4	7	70	40.5

### RUSHING

YR.	G	RUSH	YDS	AVG	TD	LG	AVG/G
2019*	10	1	2	2.0	0	2	0.2
2020*	10	2	4	2.0	0	8	0.4
2021*	13	2	2	1.0	0	1	0.2
TOT	33	5	8	1.6	0	8	0.2

### KICKOFF RETURNS

YR.	G	RET	YDS	AVG	TD	LG
2019*	10	7	193	27.6	1	95
2020*	10	20	425	21.2	0	37
2021*	13	23	618	26.9	1	98
TOT	33	50	1,236	24.7	2	98

### WRIGHT JR.'S CAREER HIGHS

Receptions	9 (2x), last Texas Tech 10/2/2021*
Receiving Yards	127, at Oklahoma State 9/26/2020*
Long Reception	70, at Oklahoma State 9/26/2020*
Receiving Touchdowns	2, at Kansas 11/27/2021*
Kickoff Returns	7, at Iowa State 12/5/2020*
Kickoff Return Yards	217, at Maryland 9/4/2021*
Long Kickoff Return	98, at Maryland 9/4/2021*
Kickoff Return Touchdowns	1 (2x), last LIU 9/11/2021*
All-Purpose Yards	256, at Maryland 9/4/2021*
<i>*at West Virginia</i>	

## 2023 EARLY ENROLLEES



### 6 JAHEIM BELL

- TE
- 6-3 • 239 • R-JR
- LAKE CITY, FLA./VALDOSTA (GA)/SOUTH CAROLINA

**BEFORE FSU:** No. 1 tight end and No. 8 overall player in 247Sports transfer ratings... played in 30 games with 11 starts in three seasons at South Carolina...made 56 catches for 757 yards and seven touchdowns...added 80 rushing attempts for 301 yards and three touchdowns...holds top-two tight end receiving yards totals in South Carolina history with career-high 159 vs. North Carolina and 136 vs. Vanderbilt...was named to Associated Press All-Bowl Team after making a career-high five receptions for 159 yards and career-high two touchdowns in 2021 Duke's Mayo Bowl...scored on 69-yard and 66-yard catches on South Carolina's first two possessions of 38-21 victory...recorded 25 receptions for 231 yards and two touchdowns while adding 261 yards and three touchdowns on 73 rushing attempts, appearing in 12 games with six starts in 2022...rushing yards total ranked second among Gamecocks and receiving yards total was third on team...caught career-high-tying two touchdowns and rushed for career-best 82 yards in 63-38 win vs. No. 5 Tennessee... appeared in all 13 games with five starts, recording 30 catches for 497 yards and five receiving touchdowns in 2021...touchdowns total tied for most on team, while receptions and receiving yards totals were second...made career-long 82-yard touchdown grab as part of career-best six receptions for 136 yards vs. Vanderbilt...also had 22-yard kickoff return vs. Commodores...saw action in five games his true freshman season and made one catch for 29 yards at Ole Miss...named to 2021 SEC Fall Academic Honor Roll and 2020 SEC First-Year Academic Honor Roll...ranked as 17th-best athlete nationally in Class of 2020 by 247Sports Composite...accounted for more than 1,000 all-purpose yards between junior and senior seasons before injury cut short his final year...made 52 receptions for 770 yards and one touchdown and added 60 yards and two touchdowns rushing while helping lead Wildcats to quarterfinal round of 2018 AAAAAA state playoffs...teammates at Valdosta with current FSU quarterback Tate Rodemaker...majoring in interdisciplinary social science.

#### BELL'S CAREER STATISTICS

RECEIVING							
YR.	G	REC	YDS	AVG	TD	LG	AVG/G
2020*	5	1	29	29.0	0	29	5.8
2021*	13	30	497	16.6	5	82	38.2
2022*	12	25	231	19.3	2	46	19.3
TOT	30	56	757	13.5	7	82	25.2

#### BELL'S CAREER HIGHS

Receptions	6, Vanderbilt 10/16/2021*
Receiving Yards	159, vs. North Carolina 12/30/2021 (Duke's Mayo Bowl)*
Long Reception	82, Vanderbilt 10/16/2021*
Receiving Touchdowns	2 (2x), last Tennessee 11/19/2022*
Longest Rush	20, vs. North Carolina 12/30/2021 (Duke's Mayo Bowl)*

\*at South Carolina



### 97 DYLAN BROWN

- DL
- 6-2 • 335 • R-SR
- TAMPA, FLA./THE HOTCHKISS SCHOOL/RHODE ISLAND

**BEFORE FSU:** Played in 37 games with nine starts over four years at Rhode Island, with 39 tackles, 3.5 tackles for loss and 1.5 sack with two quarterback hurries...career-high four tackles in 2022 against Pitt and against No. 9 Delaware in 2021...added 1.0 tackle for loss in 2021 against No. 6 Villanova...returns to Florida, where he was All-Hillsborough County honorable mention and second team All-State Class 3A selection in 2016 at Berkeley Prep in Tampa...spent 2017 at The Hotchkiss School in Lakeville, Connecticut, earning All-Erickson Conference recognition and spot on All-New England Class A honorable mention list...graduated from Rhode Island with degree in business administration.



#### BROWN'S CAREER STATISTICS

YR.	G	UA	A	TOT	TFL-YDS	QBH	FF	FR	SACKS
2019*	12	1	4	5	0.5-1	1	0	0	0.5-1
2020*	3	5	1	6	1.0-2	0	0	0	0.0-0
2021*	11	7	7	14	1.0-3	1	0	0	1.0-3
2022*	11	3	11	14	1.0-1	0	0	0	0.0-0
TOT	37	16	23	39	3.5-7	2	0	0	1.5-4

#### BROWN'S CAREER HIGHS

Tackles 4, at Pitt 9/24/2022\*  
\*at Rhode Island



### 63 JEREMIAH BYERS

- OL
- 6-4 • 325 • R-JR
- AUSTIN, TEXAS/L.C.ANDERSON/UTEP

**BEFORE FSU:** No. 1 offensive tackle and No. 19 overall player in 247Sports transfer ratings...appeared in 33 games with 30 starts at right tackle in four seasons at UTEP...rated as four-star transfer by On3...earned first-team All-Conference USA honors in 2022 blocking for offense that produced six 400-yard games and four times topped 200 yards rushing... UTEP led CUSA and ranked No. 5 nationally in time of possession and posted conference's third-lowest tackles for loss allowed average...started all 13 games in 2021 and earned honorable mention all-conference honors...blocked for Miner offense that had nation's third-highest average yards per completion, ranked 18th nationally in time of possession and 21st in sacks allowed...named to Conference USA All-Freshman Team after appearing in six games with three starts in 2020 and helping Miners rank 16th nationally in time of possession and post nation's 17th-best tackles for loss allowed average...made two starts at right tackle and redshirted 2019 season...played defensive line at L.C. Anderson, totaling 74 tackles with 9.0 tackles for loss and 2.5 sacks, two forced fumbles and one interception...also played basketball in high school...majoring in interdisciplinary social science.



## 2023 EARLY ENROLLEES



### 23 FENTRELL CYPRESS II

- DB
- 6-0 • 187 • R-JR
- ROCK HILL, S.C./NORTHWESTERN/VIRGINIA

**BEFORE FSU:** Rated No. 2 overall in On3 transfer ratings and No. 4 overall in transfer portal by 247Sports...appeared in 18 games with 15 starts in four seasons at Virginia...totaled 57 tackles, 0.5 sack, one interception, 14 pass breakups and one fumble recovery...first-team All-ACC performer by Pro Football Focus and second-team all-conference selection by the Associated Press in 2022...led country with average of 1.6 pass breakups per game...ranked first in ACC and ninth nationally with 14 total pass breakups...started all nine games he appeared and recorded 39 tackles and one fumble recovery in addition to his pass breakups...started all six games he played in 2021 and registered 16 tackles, including 0.5 sack, and one interception...made first collegiate interception at North Carolina and returned it 66 yards for touchdown...made two tackles at Wake Forest in only appearance during 2020 season...named to ACC Academic Honor Roll...played in two games while redshirting in 2019...made collegiate debut in 28-17 win vs. Old Dominion and also saw action in 48-14 win vs. Duke...played offense and defense at Northwestern...selected for 2018 Shrine Bowl of the Carolinas...recorded 31 tackles, two interceptions and 24 pass breakups while leading Trojans to second round of AAAAA state playoffs his senior year...made 48 tackles and four interceptions while being credited with 35 pass breakups his junior season, helping Northwestern advance to second round of state playoffs...also ran track and won regional title in 100-meter dash...graduated from Virginia with degree in anthropology...majoring in interdisciplinary social science.



#### CYPRESS II'S CAREER STATISTICS

YR.	G	UA	A	TOT	TFL-YDS	PBU	FF	FR	INT	SACKS
2019*	2	0	0	0	0.0-0	0	0	0	0	0.0-0
2020*	1	1	1	2	0.0-0	0	0	0	0	0.0-0
2021*	6	11	5	16	0.5-3	0	0	0	1	0.5-3
2022*	9	28	11	39	0.0-0	14	0	1	0	0.0-0
TOT	18	40	17	57	0.5-3	14	0	1	1	0.5-3

#### CYPRESS II'S CAREER HIGHS

Tackles	8, Richmond, 9/03/2022*
Sacks	0.5, William & Mary, 9/4/2021*
Tackles for Loss	0.5, William & Mary, 9/4/2021*
Interceptions	1, at North Carolina, 9/18/2021*
Pass Breakups	3 (3x), last at Georgia Tech, 10/20/2022*

\*at Virginia



### 19 GILBER EDMOND

- DL
- 6-4 • 257 • R-JR
- FORT PIERCE, FLA./WESTWOOD/SOUTH CAROLINA

**BEFORE FSU:** Rated as No. 3 edge player in portal and No. 39 overall transfer prospect by 247Sports...ranked 24th nationally among transfers by Rivals...appeared in 21 games in three seasons at South Carolina...recorded 44 tackles, including 9.5 for loss with 2.0 sacks...played all 12 games in regular season and made 10 starts his redshirt sophomore season in 2022...recorded 39 tackles, 9.0 for loss with 2.0 sacks, and nine quarterback hurries...registered career-high seven tackles with 1.0 sack in 24-14 victory at No. 13 Kentucky...made career-high and team-best 2.5 tackles for loss in 56-20 win vs. Charlotte...appeared in seven games in 2021, making three tackles with 0.5 for loss...saw action in two games while redshirting in 2020 and registered two tackles...rated 71st at his position and 186th overall from Florida in Class of 2020...helped lead Westwood to 6A district title after making 80 tackles, including 22.0 for loss with 17.0 sacks, four fumble recoveries and one interception his senior season...earned all-area recognition and was finalist for TCPalm Defensive Player of the Year...played wide receiver before moving to defensive end his senior year...also competed in track and field for Panthers and set school record in 110-meter hurdles...majoring in social science.

#### EDMOND'S CAREER STATISTICS

YR.	G	UA	A	TOT	TFL-YDS	PBU	FF	FR	SACKS
2020*	2	0	2	2	0.0-0	0	0	0	0.0-0
2021*	7	1	2	3	0.5-0	0	0	0	0.0-0
2022*	12	15	24	39	9.0-36	0	0	0	2.0-23
TOT	21	16	28	44	9.5-36	0	0	0	2.0-23

#### EDMOND'S CAREER HIGHS

Tackles	7, at Kentucky, 10/8/2022*
Sacks	1.0, at Kentucky, 10/8/2022*
Tackles for loss	2.5, Charlotte, 9/24/2022*

\*at South Carolina



## 2023 EARLY ENROLLEES



### 55 BRADEN FISKE

- DL
- 6-5 • 297 • R-SR
- MICHIGAN CITY, IND./MICHIGAN CITY/WESTERN MICHIGAN

**BEFORE FSU:** Ranked as top defensive lineman in portal by 247Sports and On3...rated sixth overall by On3 and 14th among all transfer prospects by 247...played in 33 games with 19 starts in five seasons at Western Michigan...recorded 148 tackles, including 27.5 for loss with 13.5 sacks, three pass breakups, two forced fumbles, two fumble recoveries and one blocked kick...second-team All-MAC performer in 2022 after making 58 tackles, 12.0 for loss with 6.0 sacks, two forced fumbles and one fumble recovery...registered 43 tackles, 8.0 for loss with 4.0 sacks, during 2021 season...made 23 tackles, 5.5 for loss with 2.5 sacks, and one blocked field goal in six games in 2020...recorded 24 tackles, 2.0 for loss with 1.0 sack, and one fumble recovery as redshirt freshman in 2019...played in two games as true freshman...four-year letterman at Michigan City...three-time All-Duneland Conference selection and two-time team captain...helped lead Wolves to semifinal round of 5A state playoffs his senior year...also played baseball at Michigan City...graduated from Western Michigan with degree in sport management...majoring in social science.

#### FISKE'S CAREER STATISTICS

YR.	G	UA	A	TOT	TFL-YDS	PBU	FF	FR	SACKS
2018*	2	0	0	0	0.0-0	0	0	0	0.0-0
2019*	12	10	14	24	2.0-5	0	0	1	1.0-3
2020*	6	7	16	23	5.5-17	0	0	0	2.5-13
2021*	13	27	16	43	8.0-37	0	0	0	4.0-24
2022*	12	31	27	58	12.0-57	3	2	1	6.0-43
TOT	45	75	73	148	27.5-116	3	2	2	13.5-83

#### FISKE'S CAREER HIGHS

Tackles	7 (2x), last Toledo, 11/25/2022*
Sacks	2.5, Toledo, 11/25/2022*
Tackles for loss	2.5, Toledo, 11/25/2022*
Fumbles Forced	1 (2x), last Toledo, 11/25/2022*
Fumbles Recovered	1 (2x), last at Ball State, 9/10/2022*
Pass Breakups	1 (3x), last Toledo, 11/25/2022*
Blocked kicks	1, Toledo, 11/11/2020*

\*at Western Michigan



### 11 BROCK GLENN

- QB
- 6-2 • 213 • FR
- COVINGTON, TENN./LAUSANNE COLLEGIATE SCHOOL

**BEFORE FSU:** Four-star prospect ranked as No. 13 quarterback nationally and No. 7 overall prospect in Tennessee by 247Sports...rated as country's 15th-highest quarterback prospect by Rivals, 17th by ESPN and 25th by On3...made Elite 11 Finals in summer of 2022...accounted for more than 4,500 yards of total offense and 68 touchdowns during prep career...passed for 3,928 yards and 57 touchdowns with only 13 interceptions and added 654 rushing yards with 11 touchdowns...led Lausanne to eight wins and advanced to quarterfinal round of Tennessee High School Division II Class AA playoffs his senior season...was 74-of-126 passing for 1,413 yards and 18 touchdowns and added 443 rushing yards and seven touchdowns while averaging 9.8 yards per carry...led Lynx to semifinal round of state playoffs and nine wins in 2021...completed 97 of 155 passes for 1,576 yards and 23 touchdowns...also rushed for 161 yards and three touchdowns on 31 carries...played six games his sophomore year, passing for 912 yards and 15 touchdowns and rushing for 28 yards on 12 carries...was 1-of-1 passing for 27 yards and rushed for 22 yards in one appearance as a freshman...majoring in sport management.



### 45 LAMONT GREEN JR.

- DL
- 6-3 • 223 • FR
- MIAMI, FLA./GULLIVER PREP



**BEFORE FSU:** Consensus four-star prospect...ranked 189th nationally by On3, 250th in 247Sports Composite and 273rd in ESPN300...ranked 22nd nationally among edge defenders and 38th overall in Florida by On3...rated as No. 38 edge defender in country and 57th overall in Florida by 247Sports...rated as nation's No. 26 weakside defensive end and Florida's No. 72 overall prospect by Rivals...ranked 43rd among country's defensive ends and 62nd overall in Florida by ESPN...named first-team All-Dade County by Miami Herald after recording 61 tackles, including 29.0 for loss with 20.0 sacks, one forced fumble and one blocked field goal in eight games his senior year...registered 84 tackles, 27.0 for loss with 15.0 sacks, and 32 quarterback pressures his junior season to help lead Gulliver Prep to 11 wins and regional final round of 4A state playoffs...made 5.0 sacks in 43-0

win vs. Booker T. Washington in regional semifinal round...had 26 tackles, 7.0 for loss with 2.0 sacks, one forced fumble and one fumble recovery in six games as a sophomore...played freshman season at Miami Southwest and recorded 80 tackles with 5.0 sacks...son of Lamont Green Sr., who lettered for FSU from 1995-98 and was first-team All-ACC performer and team captain his senior season...majoring in real estate.

## 2023 EARLY ENROLLEES



### 14 DARRELL JACKSON JR.

- DL
- 6-5 • 334 • JR
- HAVANA, FLA./GADSDEN COUNTY/MARYLAND/MIAMI

**BEFORE FSU:** Has appeared in 25 collegiate games with 12 starts and recorded 49 tackles, including 4.5 for loss with 3.0 sacks, and one pass breakup...played in all 12 games with 11 starts his sophomore year at Miami...registered 27 tackles, 4.5 for loss with 3.0 sacks, and one pass breakup...made career-high seven tackles vs. North Carolina...saw action in all 13 games with start in Pinstripe Bowl his true freshman season at Maryland and totaled 22 tackles...made season-high six tackles in 20-17 win at Illinois and matched season-high stops total in 54-10 victory vs. Virginia Tech in Pinstripe Bowl...ranked 44th among strongside defensive ends in Class of 2021 by Rivals out of Gadsden County High School...made 23 tackles, 5.0 for loss, with one fumble recovery and one pass breakup in seven games his senior year...helped Jaguars reach semifinal round of 4A state playoffs...was teammates with current FSU defensive tackle Joshua Farmer at Gadsden County...majoring in social science.



#### JACKSON JR.'S CAREER STATISTICS

YR.	G	UA	A	TOT	TFL-YDS	PBU	FF	FR	SACKS
2021*	13	15	7	22	0.0-0	0	0	0	0.0-0
2022**	12	11	16	27	4.5-10	1	0	0	3.0-8
TOT	25	26	23	49	4.5-10	1	0	0	3.0-8

#### JACKSON JR.'S CAREER HIGHS

Tackles	7, North Carolina, 10/08/2022**
Sacks	1.0 (3x), last Duke, 10/22/2022**
Tackles for loss	1.5, North Carolina, 10/08/2022*
Pass Breakups	1, at Clemson, 11/19/2022**

\*at Maryland  
\*\*at Miami



### 19 VANDREVIUS JACOBS

- WR
- 6-0 • 175 • FR
- FORT PIERCE, FLA./VERO BEACH



**BEFORE FSU:** Four-star prospect ranked as nation's No. 26 wide receiver and as No. 36 overall prospect in Florida by On3...rated 41st at his position and 55th in Florida on 247Sports Composite...tabbed No. 175 overall nationally by On3...named No. 1 player on ESPN West Palm's Top 63...made 149 catches for 2,320 yards and 31 touchdowns in two seasons at Vero Beach...averaged 105.5 yards per game his senior year, catching 100 passes for 1,511 yards and 21 touchdowns...helped lead Vero Beach to regional final round of 4S state playoffs and 11-2 record...played nine games his junior season and caught 49 passes for 809 yards and 10 touchdowns as Vero Beach played into regional semifinal round of 8A state playoffs...majoring in sport management.



### 22 JADEN JONES

- DL
- 6-5 • 252 • R-SO
- MONTEGOMERY, ALA./PARK CROSSING/HUTCHINSON (KAN.)JCC



**BEFORE FSU:** Ranked as No. 6 JuCo prospect nationally and No. 1 edge defender via On3 Consensus...rated No. 9 JuCo prospect overall and No. 2 among defensive linemen in 247Sports Composite...Hutchinson reached NJCAA National Championship Game his sophomore season and won 2021 Salt City Bowl...three-star prospect in Class of 2021...helped Park Crossing advance to quarterfinal round of 6A state playoffs his junior season as part of defense that registered 72.0 tackles for loss with 30.0 sacks in 13 games...majoring in interdisciplinary social science.



### 75 KEIONDRE JONES


- OL
- 6-3 • 332 • R-JR
- LaGRANGE, GA./CALLAWAY/AUBURN

**BEFORE FSU:** Played in 36 games with 22 starts in four seasons at Auburn...appeared in all 12 games in 2022 and started vs. Penn State and at Alabama...only offensive lineman to start every game for Tigers in 2021, appearing at right guard in all 13 contests and earning third-team All-SEC recognition from PFF...named to SEC Academic Honor Roll...started seven games at right guard as redshirt freshman in 2020, making first collegiate start in 30-28 win vs. Arkansas...redshirted 2019 season and was named to SEC First-Year Academic Honor Roll...selected for Under Armour All-American Game following senior season at Callaway...earned 2A first-team all-state accolades his senior year and was three-time MaxPreps All-America selection...graduated from Auburn with degree in fitness, conditioning and performance...majoring in social science.



### 16 QUINDARRIUS JONES

- DB
- 6-2 • 191 • FR
- MERIDIAN, MISS./MERIDIAN



**BEFORE FSU:** Three-star prospect rated No. 18 overall in Mississippi by 247Sports, No. 20 in Mississippi by On3 and No. 28 in state by ESPN...ranked as No. 85 athlete nationally by 247Sports Composite...tabbed as country's No. 79 safety prospect by On3...selected to play in Alabama-Mississippi All-Star Game following senior year...played wide receiver and defensive back in high school...averaged 17.8 yards per catch his senior season, totaling 426 yards and three touchdowns on 24 receptions...second-team all-state selection after catching 36 passes for 429 yards and two touchdowns his junior

year...also competed in track and field at Meridian, running in 100 and 200 dashes as well as contesting long jump and high jump...mark of 22 feet, 2 inches in long jump ranks second in Meridian history...time of 22.25 in 200 is seventh-best in school history...majoring in sport management.

## 2023 EARLY ENROLLEES



### 98 TYLER KELTNER

- **K**
- **5-11 • 188 • R-SR**
- **TALLAHASSEE, FLA./CHTLES/ETSU**

**BEFORE FSU:** Two-time All-Southern Conference kicker...was 56-of-74 on field goal attempts and 131-of-131 on PATs for 299 points scored during his three years at ETSU... holds ETSU career program records for field goals and PATs made...ranks second at ETSU in career points...career-long field goal of 54 yards is ETSU program record...named second-team All-Southern Conference by Phil Steele his junior season...was 17-of-23 on field goal attempts and 38-of-38 on PATs...tied single-game program record with four field goals at Mercer...broke ETSU's single-season records for points by a kicker with 105 and 51 made PATs in 2021...named first-team All-SoCon by conference's media...helped Buccaneers win SoCon championship after making 18-of-23 field goals and 51-of-51 PATs...tied program's single-game record with eight made PATs in 56-35 win at Western Carolina...made season-high three field goals in 23-3 victory at Vanderbilt...named second-team All-SoCon during sophomore season, played in spring 2021...made program-long 54-yard field goal in 24-17 win vs. Western Carolina and 51-yard field goal, third-best in ETSU history, vs. Chattanooga... earned All-Freshman SoCon Team accolades in 2019 as true freshman...made ETSU freshman-record 14 field goals and was 27-of-27 on PATs to break program's freshman record with 69 points scored...twice named to SoCon All-Academic Team...three-time member of SoCon Honor Roll...played football and soccer at Chiles...set school's single-game record with four made field goals vs. Thomasville his junior year...named Special Teams Player of the Year by Tallahassee Quarterback Club following senior season...graduated from ETSU with degree in business management...majoring in social science.

#### KELTNER'S CAREER STATISTICS

##### KICKING

YR.	G	FGM	FGA	FG%	LONG	PAT	XP%
2019*	12	14	18	77.8	48	27-27	100.0
2020**	6	7	10	70.0	54	15-15	100.0
2021*	13	18	23	78.3	51	51-51	100.0
2022*	11	17	23	73.9	49	38-38	100.0
TOT	42	56	74	75.7	54	131-131	100.0

##### KICKOFF

YR.	G	KO	YDS	AVG	TB	OB
2019*	12	2	126	63.0	1	0
2020**	6	27	1,573	58.3	10	2
2021*	13	80	4,665	58.3	16	0
2022*	11	65	3,945	60.7	23	4
TOT	42	174	10,309	59.2	50	6

#### KELTNER'S CAREER HIGHS

Points Scored	14, at VMI, 10/8/2022*
PATs	8, at Western Carolina, 11/13/2021*
Field Goals Made	4, at Mercer, 10/15/2022*
Field Goals Attempted	4, Miami, 11/13/2021*
Longest Field Goal	54, Western Carolina, 3/7/2021*

\*at ETSU

\*\*2020 season played in spring of 2021



### 24 K.J. KIRKLAND

- **DB**
- **6-1 • 197 • FR**
- **JACKSONVILLE, FLA./RAINES**

**BEFORE FSU:** Four-star rated as No. 29 safety prospect nationally and No. 61 overall prospect in Florida by 247Sports...ranked 35th at his position by ESPN and 47th by On3... made 49 tackles, including 1.0 for loss, and two interceptions his senior season while helping lead Raines to regional final round of 2M state playoffs...named to 2022 Florida Times-Union Super 11...recorded 20 tackles, 12 pass breakups and one interception his junior year to help Vikings win district title and advance to regional semifinal round of 5A state playoffs... also ran track at Raines...anchored 2A state champion 4x400 relay team and finished third in 400 at state championship meet...won 2022 regional title and back-to-back district championships in 400...has two older sisters who both are collegiate sprinters...majoring in sport management.



### 84 KYLE MORLOCK

- **TE**
- **6-6 • 239 • R-JR**
- **BLAIRSVILLE, GA./UNION COUNTY/SHORTER**



**BEFORE FSU:** Two-time All-American at Shorter...made 57 catches for 890 yards and 11 touchdowns in 24 games... appeared in all 11 games in 2022 and led team with 30 receptions, 446 yards and six touchdowns...played in 10 games during redshirt freshman season and caught 21 passes for 362 yards and five touchdowns...had career day in 38-7 win vs. Erskine, making career-high seven receptions for career-best 104 yards and career-high two touchdowns...played three games in spring 2021 and caught six passes for 82 yards...totalled 1,509 receiving yards at Union County...made 28 catches for 591 yards and six touchdowns during senior season as Panthers won 10 games and advanced to second round of AA state playoffs...had 47 receptions for 757 yards and eight touchdowns to

help Union County win nine games, including perfect 6-0 in region his junior year...caught 12 passes for 139 yards and four touchdowns as a sophomore and made two catches for 22 yards in two games his freshman year...majoring in mathematics.

#### MORLOCK'S CAREER STATISTICS

##### RECEIVING

YR.	G	REC	YDS	AVG	TD	LG	AVG/G
2020**	3	6	82	13.7	0	31	27.3
2021*	10	21	362	17.2	5	45	36.2
2022*	11	30	446	14.9	6	48	40.5
TOT	24	57	890	15.6	11	48	37.1

#### MORLOCK'S CAREER HIGHS

Receptions	7, Erskine College, 11/13/2021*
Receiving Yards	104, Erskine College, 11/13/2021*
Long Reception	48, at West Georgia, 10/29/2022*
Receiving Touchdowns	2, Erskine College, 11/13/2021*

\*at Shorter College

\*\*2020 season played in spring of 2021



## 2023 EARLY ENROLLEES



### 60 PEYTON NAYLOR

- LS
- 5-10 • 191 • FR
- TALLAHASSEE, FLA./MACLAY



**BEFORE FSU:** Rated the No. 5 long snapper in the nation and an honorable mention All-American by Kohl's Professional Camps...also a five-star from Rubio Long Snapping...played high school football at Maclay in Tallahassee...exploratory major.



### 70 CASEY RODDICK

- OL
- 6-4 • 309 • R-SR
- OJAI, CALIF./ST.BONAVENTURE/COLORADO

**BEFORE FSU:** Played 42 games with 30 starts in five years at Colorado...started games at left guard, right guard and right tackle...22 consecutive starts between 2021-22 seasons was longest streak among Buffaloes...selected as team captain for 2022 season...started all 12 games and played total of 707 offensive snaps in 2022...showcased versatility by starting 10 games at left guard and two at right tackle...graded as team's top offensive lineman for touchdown blocks on running plays and blocks on touchdown passes while helping block for Pac-12's individual leader in yards per reception and quarterback who produced conference's second-highest yards-per-completion average...appeared in all 12 games and started final 10 contests at right guard in 2021, blocking for No. 3 red zone offense nationally...named team's Offensive Player of the Week after 37-34 win vs. Oregon State...started all six games in 2020, five at right guard and one at left guard, and played every offensive snap in five games, missing only 10 snaps vs. Stanford...blocked for offense that ranked second in Pac-12 in sacks allowed and red zone offense and third in rushing while producing conference's leading individual rusher...played in all 12 games with two starts at right guard as redshirt freshman in 2019...rated as No. 33 offensive guard prospect nationally by Rivals and No. 37 at his position in 247Sports Composite out of St. Bonaventure High School...named Marmonte League and Ventura County Offensive Lineman of the Year following senior season when Seraphs averaged 209.4 rushing yards per game...helped St. Bonaventure reach 2015 CIF Southern Section Pac 5 Division playoffs his junior year...earned bachelor's degree in psychology from Colorado...majoring in social science.



### 79 LUCAS SIMMONS

- OL
- 6-8 • 313 • FR
- STOCKHOLM, SWEDEN/CLEARWATER ACADEMY INT'L (FLA.)

**BEFORE FSU:** Consensus four-star recruit...ranked as nation's No. 9 offensive tackle prospect by 247Sports and 10th nationally on 247Sports Composite and On3 Consensus...ranked 62nd overall nationally and 14th in Florida by 247Sports...rated 13th among offensive tackles and 30th overall from Florida by ESPN...ranked 126th in ESPN300...tabbed 32nd in Florida and 150th overall nationally by On3...selected for Under Armour All-America Game following senior year...blocked for Clearwater Academy offense that averaged 37.9 points, 215.8 passing yards and 198.2 rushing yards per game while earning 10-1 record in 2022...helped Knights play for Sunshine State Independent Association title behind 10-win season his first year...originally from Sweden, played handball and soccer in addition to football...son of Able Simmons, who played offensive line at Oklahoma from 1996-98...majoring in sport management.



### 31 DeMARCO WARD

- LB
- 6-1 • 227 • FR
- DULUTH, GA./DULUTH



**BEFORE FSU:** Three-star linebacker ranked 69th nationally at his position by ESPN and 75th among country's linebackers by On3...tabbed as Georgia's No. 90 overall prospect by On3 and 100th in state by ESPN...rated as nation's No. 96 linebacker prospect and No. 110 overall in Georgia on 247Sports Composite...three-year contributor at Duluth, piling up 238 tackles, including 21.0 for loss with 7.0 sacks, four fumble recoveries, one interception and five pass breakups in 29 games...recorded 74 tackles, 4.0 for loss with 2.0 sacks, one fumble recovery and two pass breakups his senior year...also rushed 23 times for 116 yards and two touchdowns...registered 78 tackles, 12.0 for loss with 3.0 sacks, one interception returned for touchdown and two fumble recoveries during junior season to help Wildcats reach AAAAAAA state playoffs...recorded 79 tackles, 5.0 for loss with 2.0 sacks, one fumble recovery and three pass breakups in 10 games his sophomore year...registered seven tackles in one game as a freshman...also played basketball and competed in sprints and hurdles at Duluth...exploratory major.



### 8 HYKEEM WILLIAMS

- WR
- 6-2 • 208 • FR
- FORT LAUDERDALE, FLA./STRANAHAN

**BEFORE FSU:** Five-star recruit rated as nation's No. 3 wide receiver prospect by 247Sports, 247Sports Composite and ESPN...ranked No. 4 nationally at his position by Rivals and No. 5 in On3 Consensus...rated as No. 4 overall prospect in Florida by 247Sports, No. 6 by ESPN, No. 8 in On3 Consensus and No. 9 by Rivals...ranked as No. 15 overall recruit in Class of 2023 by 247Sports, 23rd by Rivals and 30th in On3 Consensus...24th in ESPN300...selected for All-America Bowl following senior year...averaged 19.1 yards per reception in prep career...played seven games in senior season and caught 18 passes for 374 yards and five touchdowns...named 2021-22 Broward County Athlete of the Year by Miami Herald...made 40 receptions for 750 yards and 11 touchdowns his junior year...also added 16 tackles, 8.0 for loss with 6.0 sacks, one interception returned for touchdown and averaged 41.0 yards on five punt returns as Mighty Dragons advanced to regional semifinal round of 5A state playoffs...played three games in sophomore season and caught 14 passes for 210 yards and two touchdowns...also played basketball, averaging 11.5 points and 9.4 rebounds per game over two seasons, and was on swim team his freshman year...averaged double-double of 12.2 points and 10.3 rebounds per game as he helped Stranahan win 5A state championship his junior season...majoring in criminology.



## 2023 NEWCOMERS



### 61 MASON ARNOLD

- LS
- 6-0 • 215 • R-SO
- TAMPA, FLA./CARROLLWOOD/OHIO STATE


**BEFORE FSU:** Spent first two collegiate seasons at Ohio State...appeared in seven games and was starting long snapper for final six games in 2022, including CFP Semifinal at Peach Bowl...Academic All-Big Ten...redshirted 2021 season...rated as No. 6 long snapper nationally in high school class of 2021 by Kornblue Kicking...also wrestled in high school...won 1A state championship at 220 pounds to complete undefeated senior season...spent first three seasons at Jesuit High School, finishing second in 2A state championship at 220 pounds as sophomore and runner-up in heavyweight division his junior year...majoring in social science.



### 27 ASHLAND BARKER

- DB
- 6-3 • 206 • R-FR
- COLUMBUS, GA./NORTHSIDE/IOWA WESTERN CC

**BEFORE FSU:** Transfer from Iowa Western after redshirting 2022 season...played on team that won NJCAA national championship with 31-0 shutout win over Hutchinson...credited with 22 tackles and three pass breakups in nine games his senior season at Northside...recorded nine tackles, one interception and two pass breakups while being limited to four games during junior campaign...appeared in nine games his sophomore season and registered 26 tackles, 1.0 for loss, one interception and five pass breakups...also played basketball at Northside...averaged 16.8 points and 7.0 rebounds per game his senior year while helping lead Patriots to AAAAA state playoffs...majoring in social science.



### 46 ASHTON BRACEWELL

- LB
- 6-3 • 227 • FR
- PALM COAST, FLA./FLAGLER-PALM COAST

**BEFORE FSU:** Played in 2022 FACA North-South All-Star Classic...totaled 165 tackles, including 17.0 for loss with 4.0 sacks, three forced fumbles and one interception during two varsity seasons at Flagler-Palm Coast...also made two catches for 32 yards and two touchdowns...registered 110 tackles, including 12.0 for loss with 1.0 sack, seven quarterback hurries, two pass breakups, one forced fumble and one fumble recovery his senior year while leading Bulldogs to district championship and 4S state playoffs...made 55 tackles, 5.0 for loss with 3.0 sacks, one interception, three pass breakups and two forced fumbles during junior season...also participated in track and field, winning district and regional titles in discus before finishing third at 4A state championships his senior season...majoring in sport management.



### 48 JAYDEN BRADFORD

- DB
- 6-0 • 172 • FR
- KISSIMMEE, FLA./OSCEOLA

**BEFORE FSU:** Invited to 2023 Georgia vs. Florida High School Showcase...collected 64 tackles, including 2.0 for loss, six interceptions, nine pass breakups, two forced fumbles and two fumble recoveries in two varsity seasons at Osceola...led Kowboys to district title and appearance in semifinal round of 4S state playoffs while being named all-county his senior year...finished with 45 tackles, 2.0 for loss, five interceptions, eight pass breakups, two forced fumbles and one fumble recovery...returned one interception for 26-yard touchdown...made 19 tackles, one interception, one pass breakup and one fumble recovery during junior season as Osceola advanced to regional semifinal round of 8A state playoffs...majoring in pre-information technology.



### 35 DYLAN BROWN-TURNER

- LB
- 6-1 • 210 • FR
- DALLAS, TEXAS/SOUTH OAK CLIFF

**BEFORE FSU:** Consensus three-star prospect...totaled 151 tackles, including 5.0 for loss with 3.0 sacks, with one interception and one forced fumble in 17 games at South Oak Cliff...helped Bears win back-to-back 5A-2 state championships and become the first Dallas team with consecutive state titles...compiled 120 tackles, 3.0 for loss with 1.0 sack, one interception and one forced fumble his senior season...anchored defense that held opponents to average of 230.8 total yards and 15.6 points per game...led South Oak Cliff to 13-3 record and perfect run through state playoff bracket...played only three games of junior season with injury...finished with 31 tackles, including 2.0 for loss with 2.0 sacks, prior to injury...exploratory major.



### 4 KEON COLEMAN

- WR
- 6-4 • 215 • JR
- OPELOUSAS, LA./OPELOUSAS CATHOLIC/MICHIGAN STATE

**BEFORE FSU:** Rated as No. 4 wide receiver in 2023 offseason transfer portal by 247Sports...appeared in 22 games with 12 starts at Michigan State and made 65 receptions for 848 yards and eight touchdowns...named third-team All-Big Ten in 2022 after catching 58 passes for 798 yards and seven touchdowns...receiving yards and touchdown totals were sixth in conference, and total receptions ranked eighth...ranked fourth in Big Ten with 15 catches of at least 20 yards...recorded career-high 155 yards on five catches at No. 4 Michigan...receiving yards total was third-highest by Spartan against Michigan in series history...grabbed career-best nine receptions for 116 yards and two touchdowns at Washington...also caught two two-point conversions at Huskies...made eight catches for 107 yards vs. Indiana...played 10 games as true freshman and made seven catches for 50 yards and one touchdown...caught two passes in Chick-fil-A Bowl win vs. No. 12 Pitt...made season-high three catches for 27 yards and 12-yard touchdown at No. 4 Ohio State...also played basketball for Spartans during 2021-22 season...ranked as Class of 2021's No. 8 prospect in Louisiana by ESPN...two-time all-state selection at Opelousas Catholic...helped lead Vikings to quarterfinal round of Division IV playoffs and 10-2 record his junior year...also participated in basketball and track and field...earned second-team all-state honors in basketball his junior year after averaging 26.0 points per game and leading Vikings to regional final round of Class 4A state playoffs...averaged 23.1 points per game on state semifinal team his sophomore year...majoring in interdisciplinary social science.

#### COLEMAN'S CAREER STATISTICS

RECEIVING							
YR.	G	REC	YDS	AVG	TD	LG	AVG/G
2021*	10	7	50	7.1	1	12	5.0
2022*	12	58	798	13.8	7	51	66.5
TOT	22	65	848	13.0	8	51	38.5

#### COLEMAN'S CAREER HIGHS

Receptions	9, at Washington, 9/17/2022*
Receiving Yards	155, at Michigan, 10/29/2022*
Long Reception	51, at Michigan, 10/29/2022*
Receiving Touchdowns	2 (2x), last Wisconsin, 10/15/2022*

\*at Michigan State




### 98 GRANT FIELDER

- DL
- 6-2 • 235 • FR
- SMYRNA, GA./CAMPBELL

**BEFORE FSU:** Participated in The National Showcase 2023 Class Game, recording 2.0 tackles for loss with 1.0 sack...registered 61 tackles, including 17.0 sacks, and one interception returned for touchdown his senior year...also added two receptions for 13 yards for Spartans...made 38 tackles, including 13.0 for loss with 4.0 sacks, and one pass breakup in eight games played during junior season...father, Cecil Fielder, played 13 years in MLB and was three-time All-Star and AL MVP runner-up in 1990 and 1991 for Detroit Tigers and won 1996 World Series with New York Yankees...brother, Prince Fielder, played 12 MLB seasons and was five-team All-Star playing for Milwaukee, Detroit and Texas...majoring in management.

## 2023 NEWCOMERS



### 12 MICHAEL GRANT

- QB
- 6-3 • 201 • FR
- TALLAHASSEE, FLA./MACLAY

**BEFORE FSU:** Two-year starting quarterback at Maclay...was 368-of-584 passing, a completion percentage above 63.0, for 4,706 yards with 45 touchdowns and only 13 interceptions in his two seasons...was 215-of-334 passing for 2,960 yards with 32 touchdowns while adding 62 yards and one touchdown rushing his senior year...led Maclay to 1S state playoffs in 2022...during junior campaign, recorded 153 completions on 250 attempts for 1,746 yards and 13 touchdowns...also played basketball and baseball at Maclay...father, Mike Grant, was on FSU's golf team from 1978-81 and helped Seminoles advance to 1981 NCAA Championships...grandfather, Don Grant, played on FSU's first two teams in 1947 and 1948...Don recorded FSU's first kickoff return and first passing touchdown on Oct. 18, 1947, vs. Stetson...majoring in finance.



### 47 DONNY HIEBERT

- DB
- 6-2 • 196 • FR
- GAINESVILLE, FLA./BUCHHOLZ

**BEFORE FSU:** Three-year contributor at Buchholz...all-state selection in 2022 after leading Buchholz with 103 tackles, including 10.0 for loss with 1.0 sack, two interceptions and two forced fumbles...helped Bobcats reach state semifinal round of 4S state playoffs...made 32 tackles, 2.0 for loss, four interceptions and one pass breakup his junior season as Buchholz earned district title and advanced to semifinal round of 7A state playoffs...played eight games during sophomore campaign and recorded 32 tackles, 3.0 for loss, and three interceptions for team that played into regional semifinal round of state playoffs...also played baseball, hitting .311 with three home runs, 38 runs scored and 28 RBI in two seasons while helping lead Buchholz to regional final round of 6A state playoffs his senior year...majoring in chemical engineering.



### 7 DESTYN HILL

- WR
- 6-0 • 193 • FR
- NEW ORLEANS, LA./EDNA KARR

**BEFORE FSU:** Consensus four-star wide receiver rated 19th nationally in Class of 2021 at his position and No. 5 overall in Louisiana on 247Sports Composite...tabbed 89th in ESPN300 and 88th overall prospect by On3...ranked as Louisiana's No. 3 prospect and nation's No. 14 wide receiver by ESPN and On3...rated as 20th wide receiver in America and No. 7 prospect in Louisiana by 247Sports...was state's No. 6 prospect and country's No. 25 wide receiver according to Rivals...helped lead Cougars to championship game of 4A state playoffs in senior season...had 33 receptions for 806 yards and 15 touchdowns...made 54 receptions for 1,047 yards and 14 touchdowns as a junior, helping Edna Karr win 2019 4A state championship...majoring in management.



### 12 CONRAD HUSSEY

- DB
- 6-0 • 195 • FR
- SUNRISE, FLA./ST.THOMAS AQUINAS

**BEFORE FSU:** Four-star recruit ranked as country's No. 11 safety prospect, No. 38 in Florida and No. 164 overall nationally by 247Sports...rated 16th at his position, 44th in Florida and 215th in Class of 2023 by On3...tabbed 41st in state by Rivals...ranked 28th among nation's safeties and 86th among all Florida prospects by ESPN...earned all-county recognition after junior campaign...recorded 29 tackles, three interceptions, one forced fumble and five pass breakups during perfect 14-0 senior season helping lead St. Thomas Aquinas to 3M state championship...grabbed interception in state title game...made 26 tackles, four interceptions and returned blocked field goal for touchdown as Raiders won 7A state championship in 2021...also competed in track and field at St. Thomas Aquinas, clocking 10.90 in 100, 23.05 in 200 and 21'2" in long jump...exploratory major.



### 13 EDWIN JOSEPH

- DB
- 6-0 • 190 • FR
- TAMARAC, FLA./CHAMINADE-MADONNA PREP

**BEFORE FSU:** Four-star prospect ranked as No. 10 athlete nationally and No. 49 overall prospect from Florida by On3...ranked 11th nationally among athletes and 43rd overall in Florida by Rivals...ranked as No. 24 athlete and No. 74 prospect from Florida by 247Sports...starred on both sides of ball at Chaminade-Madonna Prep, helping Lions win back-to-back state championships...2022 Nat Moore Trophy finalist after catching 40 passes for 661 yards and eight touchdowns, making 19 tackles, 2.0 for loss, two interceptions and nine pass breakups during 1M state championship season...made 36 receptions for 553 yards and four touchdowns while helping Lions win 3A state title his junior year...had 13 catches for 127 yards and one touchdown during sophomore season as Chaminade-Madonna played for 3A state title in Doak Campbell Stadium...majoring in media/communication studies.



### 80 GOLDIE LAWRENCE

- WR
- 6-0 • 193 • FR
- SANFORD, FLA./SEMINOLE


**BEFORE FSU:** Rated as four-star recruit, No. 41 wide receiver nationally and No. 77 overall prospect in Florida by ESPN...rated 47th in the country at his position by 247Sports and 60th among nation's receivers in On3 Consensus...247Sports also ranked him 68th among all prospects in Florida...three-year contributor at Seminole...totaled 92 catches for 1,495 yards with 21 touchdowns and added 139 rushing yards and nine touchdowns on the ground in his prep career...made 27 receptions for 471 yards and seven touchdowns while adding 89 yards and five touchdowns on 11 rushing attempts in eight games played his senior season...helped lead Seminoles to regional semifinal round of 4M state playoffs...played all 13 games his junior year...had 54 catches for 782 yards and 11 touchdowns and rushed 18 times for 50 yards and four touchdowns...helped Seminole win 8A state championship his sophomore season, catching 11 passes for 242 yards and three touchdowns...also played basketball for Seminole...majoring in sport management.



### 31 SOLOMON LOWERY JR.

- WR
- 6-3 • 192 • FR
- ST. PETERSBURG, FLA./LAKEWOOD

**BEFORE FSU:** Earned All-America recognition from The Show by NextGen...played on Lakewood team that advanced to semifinal round of 2M state playoffs his senior year...also participated in basketball and track and field for Lakewood...helped Spartans win district and regional championships while advancing to quarterfinal round of state basketball playoffs...earned two individual district and region titles in 110-meter hurdles and long jump...majoring in exercise physiology.



### 83 ZAMARI MCKENLEY

- WR
- 5-10 • 167 • FR
- FORT LAUDERDALE, FLA./STRANAHAN

**BEFORE FSU:** Two-sport athlete at Stranahan...made five catches for 58 yards and one touchdown his senior year...also played basketball, helping Mighty Dragons win 5A state championship his junior season...high school teammates with FSU wide receiver Hykeem Williams...majoring in information technology.

MEDIA

PREVIEW

TEAM

COACHES

REVIEW

HONORS

PROS

RECORDS

FSU

## 2023 NEWCOMERS



### 18 BLAKE NICHELSON

- LB
- 6-3 • 215 • FR
- RIPON, CALIF./MANTECA

**BEFORE FSU:** Consensus four-star recruit...rated as No. 9 overall prospect in California, No. 131 overall nationally and country's No. 10 linebacker by 247Sports...ranked 13th overall in state, No. 20 among nation's linebackers and No. 202 overall nationally by On3...ranked as California's 14th-best prospect and No. 17 outside linebacker nationally by ESPN...197th in ESPN300...rated 24th nationally among outside linebackers and 27th among California's prospects by Rivals...contributed on offense and defense at Manteca...recorded 93 tackles, including 11.5 sacks, two interceptions and four forced fumbles...added 431 carries for 4,078 yards and 65 touchdowns plus 52 receptions for 1,231 yards and 22 touchdowns...named to MaxPreps All Sac-Joaquin Section Team after leading Buffaloes to 11-2 record and regional final round of CIF Division 1-A playoffs his senior year...rushed for 1,719 yards and 27 touchdowns, caught 29 passes for 703 yards and 14 touchdowns and made 44 tackles, 6.5 for loss with 4.5 sacks, one interception, one forced fumble and six pass breakups...helped Manteca to Division 3 title his junior season after rushing for 2,231 yards and 36 touchdowns, catching 19 passes for 381 yards and seven touchdowns and recording 49 tackles, 18.0 for loss with 7.0 sacks, three forced fumbles, one interception and one fumble recovery...majoring in social science.



### 65 ANDRE' OTTO

- OL
- 6-5 • 326 • FR
- KEY WEST, FLA./KEY WEST

**BEFORE FSU:** Ranked as nation's No. 50 offensive tackle prospect by 247Sports and 59th at his position by On3...rated 106th overall in Florida by 247Sports and 111th in state by On3...all-county performer while playing offensive and defensive line at Key West...played both tackle positions and helped Conch's offense average 34.0 points per game his junior year...also competed in wrestling, lacrosse and track and field for Key West...won 285-pound weight class wrestling regional title as a junior and placed eighth in 1A state championships...placed third in discus and fourth in shot put at 2021 district championships...exploratory major.



### 89 XAVIER PERKINS

- DL
- 6-4 • 245 • FR
- TAMPA, FLA./BERKELEY PREP

**BEFORE FSU:** Invited to 2023 Blue-Grey All-American Bowl and Georgia vs. Florida High School Showcase...recorded 63 tackles, including 21.0 for loss with 13.0 sacks, three fumble recoveries, one forced fumble and nine quarterback hurries while playing 30 varsity games at Berkeley Prep...made 29 tackles, 12.0 for loss with 8.0 sacks, three fumble recoveries, one forced fumble and two quarterback hurries while helping lead Buccaneers to second round of 2M state playoffs his senior year...registered 23 tackles, 6.0 for loss with 3.0 sacks, and six quarterback hurries as Berkeley Prep advanced to 3A state championship game his junior season...made 10 tackles, 2.0 for loss with 1.0 sack, in seven games on 3A state semifinal team his sophomore year...played two varsity games as freshman and had 1.0 tackle for loss and one quarterback hurry...majoring in psychology.



### 30 JA'BRIL RAWLS

- DB
- 6-1 • 170 • FR
- PENSACOLA, FLA./PENSACOLA CATHOLIC

**BEFORE FSU:** Made impact on offense, defense and special teams in three seasons at Pensacola Catholic...ranked as No. 45 safety in country and Florida's No. 75 overall prospect by On3...rated nation's No. 48 cornerback prospect and No. 89 overall in Florida by 247Sports...recorded 1,555 all-purpose yards, 98 tackles, 3.0 for loss, six interceptions, seven pass breakups, one forced fumble, three punt return touchdowns and two kickoff return touchdowns...helped lead Crusaders to 10 wins and regional semifinal round of 2S state playoffs his senior year...played in all 12 games and registered 43 tackles, four interceptions and one forced fumble along with 25 catches for 456 yards and seven touchdowns while scoring two kickoff return touchdowns and one punt return touchdown...played eight games during junior campaign and recorded 36 tackles, 1.0 for loss, two interceptions, two pass breakups, 12 catches for 146 yards and two touchdowns while averaging 25.2 yards per punt return with two touchdowns...made 16 tackles, caught seven passes for 88 yards and averaged 42.0 yards on three kickoff returns as Catholic advanced to 3A regional semifinal his sophomore season...majoring in social science.



### 56 KJ SAMPSON

- DL
- 6-3 • 304 • FR
- NEW BERN, N.C./NEW BERN

**BEFORE FSU:** Consensus four-star recruit rated as No. 5 prospect in North Carolina, 29th among all defensive linemen nationally and country's No. 186 prospect by 247Sports...ranked No. 7 in North Carolina and No. 13 defensive tackle in nation by ESPN...220th in ESPN300...ranked No. 8 in North Carolina, No. 24 nationally at his position and No. 186 overall in the country by On3...tabbed 13th in state and 19th overall among defensive tackles by Rivals...recorded 255 tackles, including 47.0 for loss with 31.5 sacks, two forced fumbles and one interception in his prep career...selected to play in Shrine Bowl of the Carolinas following senior season...named NC Prep's Defensive Player of the Year...helped lead New Bern to perfect 16-0 season and 4A state championship in 2022...made 96 tackles, including 23.0 for loss with 18.0 sacks during state title season...recorded 62 tackles, 12.0 for loss with 7.0 sacks, in eight games his junior year, helping Bears to 10 wins and second round of state playoffs...also played basketball for New Bern...majoring in exercise physiology.



### 28 SAMUEL SINGLETON JR.

- RB
- 5-11 • 188 • FR
- CHARLESTON, S.C./FLEMING ISLAND (FLA.)

**BEFORE FSU:** Four-star prospect and consensus top-25 running back recruit nationally...rated 22nd at his position and 66th overall in Florida on 247Sports Composite...ranked 14th among running backs and 39th overall in Florida by Rivals...rated 24th nationally at his position and 63rd from Florida in On3 Consensus...tabbed 25th among running backs and 68th among all recruits in Florida by ESPN...played four seasons at Fleming Island and rushed for 3,635 yards and 37 touchdowns in 38 games...selected to play in All-American Bowl following his senior season...averaged 112.8 rushing yards per game and 7.9 yards per carry as a senior, totaling 1,015 yards and 12 touchdowns in nine games while adding 227 yards and three touchdowns on 10 receptions...named to 2022 Florida Times-Union Super 11...averaged 105.3 rushing yards per game and 6.4 yards per carry his junior year with 948 yards and nine touchdowns in nine games...added four receptions for 52 yards and one touchdown while helping Fleming Island reach 7A state playoffs...averaged 102.3 rushing yards per game and 9.1 yards per carry with 921 yards and seven touchdowns plus 30 yards and one touchdown receiving to help lead Golden Eagles to regional final round of 2020 state playoffs...played 11 games in freshman year, averaging 6.6 yards per carry by rushing for 751 yards and nine touchdowns and adding 19 yards on two receptions for squad that won 10 games and advanced to regional semifinal round of state playoffs...also ran track at Fleming Island, posting personal-best times of 10.86 in 100 meter-dash and 22.40 in 200...majoring in management information systems.



### 33 DEMETRIC STEPHENS

- RB
- 5-11 • 205 • FR
- TALLAHASSEE, FLA./LINCOLN

**BEFORE FSU:** Appeared in 22 varsity games and gained more than 1,500 all-purpose yards...rushed for 1,006 yards and 10 touchdowns and added six receptions for 111 yards in 10 games played his senior season...helped Lincoln advance to 3S state playoffs...gained 377 yards and scored two touchdowns on 83 rushing attempts as Trojans played into regional semifinal round of 6A state playoffs his junior year...also competed in sprints and javelin throw for Lincoln's track and field team...exploratory major.



### 53 BRANDON TORRES

- LB
- 6-1 • 225 • FR
- NAPLES, FLA./BARRON COLLIER

**BEFORE FSU:** Three-year starter at Barron Collier...recorded 230 tackles, including 20.0 for loss with 11.0 sacks, eight fumble recoveries, four forced fumbles, seven pass breakups and 15 quarterback hurries...earned honorable mention all-state accolades after senior season...made 104 tackles, three fumble recoveries, one forced fumble, five pass breakups and six quarterback hurries while leading Barron Collier to 3S state playoffs...registered 54 tackles, 16.0 for loss with 9.0 sacks, three fumble recoveries, two forced fumbles and six quarterback hurries his junior year...recorded 72 tackles, 4.0 for loss with 2.0 sacks, two fumble recoveries, one forced fumble, two pass breakups and three quarterback hurries during sophomore campaign as Cougars advanced to regional quarterfinal round of 6A state playoffs...majoring in finance.



# COACHES





# MIKE NORVELL

## HEAD COACH

**Experience:** 4th Season at FSU | 8th Season as head coach | 18th Season as collegiate coach  
**Hometown:** Irving, Texas | **Alma Mater:** Central Arkansas, 2005; Central Arkansas, 2007  
**Family:** wife, Maria; daughter, Mila

Mike Norvell was named Florida State's 11th full-time head football coach on Dec. 8, 2019, and has built the Seminoles back among the nation's elite as he enters his fourth season at the helm.

Norvell's offenses are averaging 37.4 points per game during his seven years as a head coach, which is the third-highest average in the country among head coaches active each year from 2016-23. Norvell and Nick Saban were the only two FBS head coaches to score at least 500 points each season from 2016-19, and Norvell is one of only three head coaches to produce a top-7 rushing offense and top-7 passing offense since 2016. His offense has showcased 58 individual 100-yard rushing games, 37 individual 100-yard receiving games and 23 individual 300-yard passing games. In addition to his high-powered offenses, Norvell's teams have also scored 13 defensive touchdowns and 12 kickoff return touchdowns.

Norvell, a 2019 finalist for the Eddie Robinson and Bear Bryant Coach of the Year awards, has developed an impressive coaching tree in his seven seasons as head coach. For the 2023 season, 44 current Division I coaches, including five head coaches and 12 coordinators, have served on a Norvell staff. He has hired coaches who are now on staffs at Arizona State, Oregon, Memphis, Southern Miss, Northern Arizona, Akron, Arkansas, Auburn, Duke, FAU, Indiana, Miami, Oregon State, Pitt, SMU, South Carolina, TCU, Texas A&M and Virginia Tech, among others.

Nineteen of Norvell's pupils have been selected in the last seven NFL Drafts, led by 2022 first-round selection Jermaine Johnson II. Norvell has coached multiple picks in five of the last six years. In addition to Johnson, Norvell also guided second-round picks Anthony Miller and Asante Samuel, Jr., as well as third-round selections Darrell Henderson, Antonio Gibson and Dylan Parham. In his career, Norvell has coached 25 NFL Draft picks, eight All-Americans, including six first-team selections, four conference Players of the Year, one ACC Defensive Rookie of the Year and 83 all-conference recognitions.

In his first three seasons at the helm of FSU's program, he has re-established the foundation and championship standards while building a program around explosive playmakers in all three phases. The Seminoles have utilized a unique blend of high school prospects and transfer portal players to maximum impact, evidenced by a 10-win season in 2022 that doubled the previous year's win total and led to a No. 10 finish in the final Coaches Poll and a No. 11 final ranking in the Associated Press Top 25 behind 15 all-conference performers, FSU's highest total since 2015.

Statistically, the 2022 team was among the nation's best in multiple categories in all three phases. FSU was the only team to lead its conference in both total offense and total defense in 2022. Florida State was one of two teams nationally to average at least 270 passing yards and at least 210 rushing yards per game. The Seminoles, along with Alabama and Georgia, were the only three teams to rank in the top-15 in yards per play on offense and defense. Those three teams were also the only ones ranked in the top-20 in total defense, scoring defense, total offense and scoring offense.

Florida State led the country with an average of 7.46 plays of at least 20 yards per game and ranked second nationally with an explosive

play differential of +7.41. The defense was fourth in the country in passing defense, and FSU was one of six teams nationally to rank in the top-25 in kickoff return and punt return average. Florida State led the ACC in passing defense, third-down offense, yards gained per pass, yards gained per play, yards gained per rush, total offense per game, yards per completion, yards allowed per pass, rushing offense per game, yards allowed per play, total defense per game and scoring offense per game.

The Seminoles were led by quarterback Jordan Travis, who was PFF's highest-graded quarterback nationally and the highest-graded offensive player in the ACC. Travis continued to showcase his development under Norvell, ranking first in the ACC in yards per play, yards per pass attempt, yards per completion and pass efficiency rating. He had a school-record six straight games accounting for at least three touchdowns and became the first player in program history with at least 20 passing touchdowns and seven rushing touchdowns in one season. The redshirt junior saved his best performance for last, accounting for an FSU bowl-record 468 yards of total offense in the Cheez-It Bowl victory over Oklahoma that included a career-high 418 passing yards and 50 rushing yards, making him only the fifth player nationally with at least 400 passing yards and 50 rushing yards in a bowl game since 2000.

The defense was led by first-team All-Americans Jared Verse and Jammie Robinson. Verse was the ACC's Newcomer of the Year after he dominated in his first season at Florida State following a transfer from Albany, leading the conference with an average of 0.75 sacks per game and ranking second in the ACC and 10th nationally with an average of 1.4 tackles for loss per game. Robinson, FSU's first back-to-back first-team All-ACC defender since Jalen Ramsey in 2014-15, was the Seminoles' leading tackler for the second straight season. He registered 99 stops, including a game-high 13 in the Cheez-It Bowl victory, and recorded 5.0 tackles for loss, 1.0 sack, five pass breakups, one interception and one fumble recovery.

Offensive lineman Dillan Gibbons became the first FSU player to win the prestigious Wuerffel Trophy, given to the FBS player who best combines exemplary community service with leadership achievement



on and off the field. Along with the Wuerffel, Gibbons, who started all 13 games at left guard, was voted captain of the Good Works Team, named the winner of the Jim Tatum Award given to the ACC's top football senior scholar-athlete and was selected as a first-team All-ACC performer.

The 2021 season was highlighted by first-team All-American and ACC Defensive Player of the Year Jermaine Johnson II, who elevated his game into a first-round NFL Draft pick in his one season at Florida State. Johnson, the only athlete to win a Player of the Year award in his first season with an ACC program, and first-team All-ACC defensive back Jammie Robinson led FSU's contingent of eight all-conference recognitions for the program's most All-ACC honorees since 2016.

Florida State ended the 2021 season converting 32 consecutive red zone trips, the longest active streak in America and the second-longest streak at any point in 2021, scoring an average of 6.1 points per red zone trip during the streak. The Seminoles also grabbed at least one interception in each of the last eight games of 2021, tied for the longest streak in the country in 2021.

Florida State ranked second in the ACC and seventh nationally in red zone defense, allowing points on only 70.6 percent of red zone drives. The Seminoles also ranked third in the ACC with 20 total takeaways and 7.2 tackles for loss per game, while their 14 interceptions were fourth overall in the conference. The tackles-for-loss average ranked 12th nationally and was FSU's highest for a season since 2016.

In his first season at Florida State, Norvell led the youngest team in the nation as freshmen and sophomores made up 75 percent of FSU's roster and 34 players made their first appearance for the Seminoles. While navigating through a global pandemic that ended spring practice after only three sessions and impacted summer workouts and the regular season, Norvell became the only coach in ACC history to defeat a top-five team in his first season when FSU earned a 31-28 victory over No. 5 North Carolina. In the season finale, a 56-35 win over Duke, Florida State scored six rushing touchdowns, matching the program record for rushing touchdowns in an ACC game.

**MIKE NORVELL HEAD COACH CAREER YEAR-BY-YEAR**

2016	Memphis	8-5	Boca Raton Bowl
2017	Memphis	10-3	Liberty Bowl
2018	Memphis	8-6	Birmingham Bowl
2019	Memphis	12-1	Cotton Bowl*
2020	Florida State	3-6	
2021	Florida State	5-7	
2022	Florida State	10-3	Cheez-It Bowl
<b>Total</b>		<b>56-31</b>	<i>*did not coach bowl game</i>

The Seminoles averaged 199.9 rushing yards per game, the program's highest since 2016 and 20th nationally among teams that played at least nine games in 2020, and 5.11 yards per rush, 16th in the nation among teams with at least 350 carries and FSU's most in a season since 2015. Florida State topped 400 yards of total offense in five of the last seven games, including more than 500 yards of total offense twice, and produced FSU's first game with at least 250 yards rushing and passing since 2016.

Norvell's teams are known for elite special teams play, and that was on display in his first season with the Seminoles. Florida State tied for second in the NCAA with five blocked kicks, including two blocked field goals, two blocked punts and one blocked PAT. FSU was one of only two teams in the country to block multiple field goals and multiple punts in 2020. Additionally, the Seminoles ranked 16th in the nation in net punting average.



The team posted a program-record 3.127 grade-point average in the spring 2020 semester, an immediate indication of the importance Norvell places on academics in his program, and Florida State produced a program-record 10 Academic All-ACC selections after the 2022 season. FSU's 972 multi-year Academic Progress Rate announced in May of 2023 was the highest in program history and followed the program's best two single-season APRs in 2021 and 2022. As another public signal, 253 players have earned a Seminole Scholar patch on their uniform as part of a program Norvell introduced to recognize academic achievement.

Norvell spent the 2016-19 seasons as the head coach at Memphis, compiling a record of 38-15, including the 2019 American Athletic Conference championship and a spot in the New Year's Six Cotton Bowl. His 71.7 winning percentage was the highest in Memphis history, and included wins over Power Five opponents Ole Miss, 25th-ranked UCLA and Kansas. Memphis was the first school to appear in three straight American Athletic Conference Championship Games, and Norvell is one of 16 head coaches in any conference to appear in three straight conference championship games. He is also one of only eight to make three conference championship game appearances in their first four years as a head coach.

Memphis was one of three FBS teams to rank in the top-15 nationally in scoring offense every year from 2016-19, along with Ohio State and Oklahoma. As an FBS coordinator or head coach, Norvell and Lincoln Riley were the only individuals to coach a 1,000-yard receiver each season from 2013-19.

Memphis shined on special teams under Norvell as the Tigers were one of only two schools with at least one kickoff return touchdown each year from 2016-19, and their 11 kickoff return touchdowns over that span were the most in the nation. The 2019 team ranked second in the country in special teams efficiency by ESPN, trailing only Penn State which hired Norvell's special teams coordinator prior to the 2019 season.

The Tigers' defense wreaked havoc on opponents, forcing 99 takeaways and averaging 6.8 tackles for loss per game. Memphis scored 10 total defensive touchdowns under Norvell's direction and was one of only six FBS teams with multiple defensive touchdowns every year from 2016-19.

In 2019, Norvell led Memphis to a school-record 12 wins and the program's first outright conference championship since 1969. Norvell, who is the only coach in Memphis history with two 10-win seasons, produced two of the four 10-win seasons at the school and holds program records with eight wins in his first season, 18 over his first two, 26 in his first three and 38 in his first four seasons. He also holds the school record for the most wins over a three-year span with 30 victories from 2017-19 to bypass his 26 wins from 2016-18.



The Tigers ranked eighth in the nation with an average of 40.5 points per game and with an average of 6.90 yards per play. Their team passing efficiency of 167.41 and average of 14.91 yards per completion were both 10th in the country, while their third-down conversion percentage of 46.3 was 21st. Memphis ranked 20th with a team passing efficiency defense rating of 115.36, averaged 7.0 tackles for loss per game, the 25th-best average in America, and ranked in the top-six in kickoff returns, blocked punts and blocked kicks. ESPN ranked Memphis 10th in offensive efficiency and 20th in team efficiency.

The 2019 Tigers produced a program-record 14 all-conference selections, including co-Special Teams Player of the Year Antonio Gibson and Rookie of the Year Kenneth Gainwell, in addition to Mortell Award winner Preston Brady as the national holder of the year. Gibson's average of 28.8 yards per kickoff return ranked sixth in the country, while Gainwell ranked ninth with 150.54 all-purpose yards per game and 12th with an average of 6.42 yards per rush. Brady White, named a finalist for the Manning Award and Johnny Unitas Award, ranked in the top-20 in FBS in passing yards per completion, yards per attempt, passing efficiency, passing touchdowns, passing yards per game and points responsibility. He had a streak of 11 straight games with at least two passing touchdowns, tied for the longest streak in AAC history, and was one of five quarterbacks in the nation with at least 11 multiple-touchdown games.

In 2018, Norvell's team boasted the fourth-best rushing attack in the nation, averaging 279.9 yards per game with a school-record 3,919 total rushing yards and 48 touchdowns on the ground. He produced the first season in Memphis history with two 1,000-yard rushers, led by Doak Walker Award finalist and unanimous All-American Darrell Henderson. Henderson broke the NCAA record with an average of 8.22 yards per carry, and his 2018 average of 8.92 yards per carry was the highest for a season with a minimum of 200 carries in records dating back to 2000. The Tigers ranked fourth in the country with an average of 523.1 yards per game and 7.12 yards per play while also ranking seventh with an average of 42.9 points per game.

The 2017 team averaged 45.5 points per game, the second-highest average in the country, and ranked fourth in the NCAA with 523.1

yards per game and 7.35 yards per play. The team passing efficiency rating of 160.15 was sixth in the nation with a passing offense of 335.0 yards per game that was seventh. That year, Memphis forced 31 takeaways, good for third in the country, and ranked third with a turnover margin of plus-1.15 per game. The team's average of 26.02 yards per kickoff return also ranked fourth. Anthony Miller earned consensus All-America honors after leading the NCAA with 18 receiving touchdowns and ranking third in the country with 96 receptions and 1,462 yards.

In his first year at the helm, Norvell immediately put his stamp on the program. Memphis ranked second in kickoff return defense, allowing only 16.04 yards per return, while boasting the nation's fifth-best kickoff return average of 26.57 yards per return. The Tigers were the only team to rank in the top-17 of both categories in 2016. Memphis also forced 29 takeaways, the fifth-highest total in the country, and ranked in the top-15 in scoring offense, averaging 38.8 points per game, and passing offense at 304.4 yards per game.

The Tigers flourished academically under Norvell as well, posting single-year APR scores of 991 in 2018-19, 988 in 2017-18 and 976 in 2016-17. Under his guidance, the football team earned its highest grade-point average in program history in the fall of 2017. Through his first three years, 55 players earned their bachelor's degree, including eight on the 2019 team.

Norvell took over at Memphis after four years as the offensive coordinator and quarterbacks coach at Arizona State. The Sun Devils averaged 38.1 points per game and scored nearly 2,000 points in his four seasons. His 2014 offense gained 5,750 yards, 3,556 of those through the air, and ranked 13th in the nation with 34 touchdown passes. The 2013 team's average of 39.7 points per game ranked 10th nationally.

Norvell spent one year as Pitt's co-offensive coordinator, wide receivers coach and director of recruiting. From 2007-10 he coached wide receivers at Tulsa, adding passing game coordinator duties in 2009 and director of recruiting responsibilities in 2010. The Golden Hurricane had five 1,000-yard receivers under Norvell's leadership, led by All-American Damaris Johnson. Johnson broke the NCAA record for career all-purpose yards with 7,796 and is one of four players in NCAA history with three seasons of at least 2,000 all-purpose yards.

Norvell was a four-year letterwinner at Central Arkansas and was inducted into the UCA Sports Hall of Fame in 2015. He broke the school record with 213 career receptions and was second on the program's all-time list with 2,611 receiving yards and an average of 4.6 catches per game. He helped lead the Bears to 33 wins in his four years, including an 11-3 mark in 2005. The next year, he began his coaching career as a graduate assistant at his alma mater.

Norvell earned two degrees from Central Arkansas, completing his bachelor's degree in social science in 2005 and his master's degree in training systems in 2007. Norvell and his wife, Maria, have a daughter, Mila.

**MIKE NORVELL COACHING HISTORY**

2020-	Florida State Head Coach
2016-19	Memphis Head Coach
2012-15	Arizona State Offensive Coordinator/Quarterbacks Coach
2011	Pittsburgh co-Offensive Coordinator/Wide Receivers Coach/Director of Recruiting
2010	Tulsa Passing Game Coordinator/Wide Receivers Coach/Director of Recruiting
2009	Tulsa Passing Game Coordinator/Wide Receivers Coach
2007-08	Tulsa Graduate Assistant Coach
2006	Central Arkansas Graduate Assistant Coach



# MIKE NORVELL: BY THE NUMBERS

**37.4**

Points per game as a head coach, 3rd-highest nationally among coaches active each year from 2016-23

**40**

39 games scoring at least 40 points as a head coach

**50**

18 games scoring at least 50 points as a head coach

**60**

5 games scoring at least 60 points as a head coach

**70**

3 games scoring at least 70 points as a head coach

**3,000**

Coached a 3,000-yard passer in seven of the last 10 seasons

**300**

23 individual 300-yard passing games in 87 games as head coach

**1,000**

Produced six 1,000-yard rushers in the last nine seasons

**100**

58 individual 100-yard rushing games in 87 games as a head coach

**1,000**

One of only two individuals, along with Lincoln Riley, to coach a 1,000-yard receiver each season from 2013-19

**100**

37 individual 100-yard receiving games in 87 games as a head coach

**13**

Defensive touchdowns, including at least one in each of his first six seasons as a head coach

**12**

Kickoff return touchdowns in seven seasons as a head coach

**83**

All-Conference performers coached

**25**

NFL Draft picks coached, including 18 selected in the last five years

**44**

Current Division I coaches who have served on his staff

The list of 44 current Division I coaches who have worked under Norvell includes five head coaches and 12 coordinators:

Coach	Current Position	School
Chris Ball	Head Coach	Northern Arizona
Kenny Dillingham	Head Coach	Arizona State
Will Hall	Head Coach	Southern Miss
Dan Lanning	Head Coach	Oregon
Ryan Silverfield	Head Coach	Memphis
Aman Anand	Special Teams Coordinator	Texas Southern
Alex Atkins	Offensive Coordinator	Florida State
Adam Fuller	Defensive Coordinator	Florida State
Brandon Harris	co-Defensive Coordinator	FAU
Kevin Johns	Offensive Coordinator	Duke
Pete Lembo	Special Teams Coordinator	South Carolina
Joe Lorig	Special Teams Coordinator	Oregon
Chris Marve	Defensive Coordinator	Virginia Tech
John Papuchis	Special Teams Coordinator	Florida State
Randy Shannon	co-Defensive Coordinator	Florida State
Scott Symons	Defensive Coordinator	SMU
Marcus Woodson	co-Defensive Coordinator	Arkansas

**253**

Seminole Scholars recognized since the program's implementation



Mike Norvell's commitment to academics has been visible on FSU's jerseys starting with the 2020 season with the addition of the 'Seminole Scholar' patch. The 2023 season features 69 players who have graduated, earned a 3.0 cumulative GPA or finished their previous semester with a 3.0 GPA.



# ALEX ATKINS

## OFFENSIVE COORDINATOR/OFFENSIVE LINE

4th Season at FSU | 17th Season as collegiate coach  
 Hometown: Chicago, Ill. | Alma Mater: UT-Martin, 2007  
 Family: wife, Brittany

Alex Atkins enters his second season as Florida State's offensive coordinator and fourth on staff in 2023.

Atkins, who served as offensive coordinator at Charlotte in 2019, was the offensive line coach on Mike Norvell's first Florida State staff in 2020 and has continued coaching that position group with his elevation to the Seminoles' offensive coordinator. His FSU offensive line has featured 18 different starting combinations in 34 games but has blocked for 18 games with at least 200 rushing yards, including a school-record-tying seven consecutive 200-yard rushing games in 2022. The group has produced six all-conference performers and two Freshman All-Americans under Atkins.

In 2022, Atkins coordinated one of the most explosive offenses in the nation while helping lead FSU to a 10-3 record and a final ranking of No. 10 in the Coaches Poll and No. 11 in the AP Top 25. Florida State led the nation with its average of 7.46 plays of 20-plus yards per game, the program's highest season average since the 2013 national championship, and was third in the country with an explosive play rate of 17.15 percent. The Seminoles were one of two teams nationally to average at least 270 passing yards and at least 210 rushing yards per game in 2022. FSU also tied for the national lead with eight touchdown drives of 90-plus yards, and its 16 touchdown drives of 80-plus yards were third-most in the country.

The Seminoles led the ACC in third-down offense, yards gained per pass, yards gained per play, yards gained per rush, total offense per game, yards per completion, rushing offense per game and scoring offense per game. Florida State was the first team to lead the ACC in scoring offense and total offense in the same season since 2019 and was one of two teams nationally to lead its conference in yards per rush, yards per pass and yards per play in 2022.

In Atkins' first season coordinating FSU's offense, the Seminoles showed remarkable improvement in all areas. Florida State's 36.1 points-per-game average was an increase of 8.5 points per game from 2021, while the 270.2 passing yards were an increase of 68.6 yards per game and the 214.1 rushing yards increased 36.4 yards per game for a total offense increase of 104.9 yards per game to an average of 484.2. FSU also increased its third-down percentage by 16.6 percent to 51.2, a mark that ranked fourth in the country. The Seminoles' ranked 10th nationally in total offense and yards per completion.

He oversaw the development of eight All-ACC honorees on offense in 2022, including first-team offensive lineman Dillan Gibbons and second-team selections quarterback Jordan Travis, offensive lineman Robert Scott Jr., running back Trey Benson and wide receiver Johnny Wilson. Florida State was the only school in the conference with at least one first- or second-team selection at quarterback, running back, wide receiver and offensive line. Gibbons also became the ACC's first winner of the Wuerffel Trophy, was chosen as captain of the AFCA Good Works Team and earned the Jim Tatum Award as the ACC's top senior scholar-athlete.

Florida State was led by Travis, who was PFF's highest-graded quarterback in the nation and the highest-graded offensive player in

the ACC. Travis continued to showcase his development under Norvell, ranking first in the ACC in yards per play, yards per pass attempt, yards per completion and pass efficiency rating. He had a school-record six straight games accounting for at least three touchdowns and became the first player in program history with at least 20 passing touchdowns and seven rushing touchdowns in one season. The redshirt junior saved his best performance for last, accounting for an FSU bowl-record 468 yards of total offense in the Cheez-It Bowl victory over Oklahoma that included a career-high 418 passing yards and 50 rushing yards, making him only the fifth player nationally with at least 400 passing yards and 50 rushing yards in a bowl game since 2000.

Benson led the ACC with his average of 6.43 yards per carry and broke PFF College's single-season record by forcing 0.51 missed tackles per rush. Wilson led the ACC and ranked third nationally with 22 catches of at least 20 yards, and his average of 20.86 yards per catch was second in the conference and fifth in the country.

Atkins' 2021 line was highlighted by honorable mention All-ACC guards Gibbons and Devontay Love-Taylor. The duo helped lead an offensive line that blocked as FSU converted 32 consecutive red zone trips into points, the longest active streak in the nation at the end of the 2021 season, while leading the ACC and ranking seventh nationally by scoring touchdowns on 73.8 percent of red zone trips in 2021.



In his first season with the Seminoles, Atkins led a young group that blocked for a top-20 rushing offense while featuring nine different starters making up six different starting lineups in nine games. Scott and Maurice Smith were both recognized among the best freshmen in the country as Scott earned True Freshman All-America honors from 247Sports and Smith was named a Freshman All-American by Rivals.

Florida State averaged 199.9 rushing yards per game, the program's highest since 2016 and 20th nationally among teams that played at least nine games in 2020, and 5.11 yards per rush, 16th in the nation among teams with at least 350 carries and FSU's most in a season since 2015. The Seminoles topped 400 yards of total offense in five of the last seven games, including more than 500 yards of total offense twice, and produced FSU's first game with at least 250 yards rushing and passing since 2016.

In the season finale, a 56-35 win over Duke, Florida State rushed

for six touchdowns, the most in the ACC and tied for the seventh-highest single-game total nationally in 2020. That also was only the second time in FSU history the Seminoles rushed for six touchdowns in a conference game. At North Carolina State, Florida State started four freshmen offensive linemen for the first time since 2011. That group blocked as FSU had five successful fourth-down conversions, which was the second-highest single-game total in program history, the most by an ACC program in 2020 and the second-highest total nationally in 2020.

Atkins served as Charlotte's offensive coordinator and offensive line coach in 2019 after three years as assistant head coach and offensive line coach at Tulane. He also has Division I experience at Georgia Southern, Chattanooga, Marshall and UT-Martin.

In 2019, Atkins coordinated an offense that led Charlotte to its first bowl game in program history as the team won seven games and was selected for the Bahamas Bowl. The 49ers allowed 1.62 sacks per game, tied for the 32nd-lowest average in the country, had their conference's top rushing attack and ranked 32nd in FBS with an average of 203.0 yards per game, scored on 88.4 percent of their Red Zone possessions to tie for 35th in the nation, ranked 17th with an average of 14.10 yards per completion and ranked 24th with a time of possession average of 31:59 per game.

Atkins, whose offensive line was one of 24 to be included on the Joe Moore Award Midseason Honor Roll, tutored first-team all-conference performers Cam Clark and Benny LeMay as well as all-freshman offensive lineman Dejan Rasuo. Clark, a fourth-round selection by the New York Jets in the 2020 NFL Draft, anchored an offensive line that produced 10 100-yard rushing games compiled by three different athletes in 2019. LeMay led the way with a school-record seven 100-yard rushing games, ranking 23rd in the nation with his average of 98.4 rushing yards per game while his 120.4 all-purpose yards per game ranked 34th in the nation.

From 2016-18, Atkins was Tulane's assistant head coach and offensive line coach. He also added running game coordinator responsibilities his final season in New Orleans. In his first season with the Green Wave, he helped direct a remarkable turnaround from the 118th rushing team in the country in 2015 at 115.8 yards per game to the NCAA's 26th-best rushing attack in 2016 with an average of 228.1 yards per game. The improvement continued in 2017 as Tulane averaged 231.5 rushing yards per game, 20th in FBS. In his last year at Tulane, the Green Wave won seven games and the Cure Bowl behind an offense that posted the 23rd-highest rushing average in the country at 218.2 yards per game.

Prior to Tulane, Atkins coached the offensive line at Georgia Southern for two seasons and helped lead the Eagles to back-to-back nine-win seasons. In 2014, as Georgia Southern was transitioning into FBS, the team finished 9-3 and averaged a Division I-best 381.1 rushing yards per game. The next season, the Eagles finished 9-4 after winning the first bowl appearance in program history and led all FBS schools with an average of 363.0 rushing yards per game.

Atkins arrived at Georgia Southern following two years as offensive line coach at Chattanooga. In 2012, with FSU defensive coordinator Adam Fuller serving the same role for the Mocs, Chattanooga won six games behind an effective offense that ranked second in FCS with only nine turnovers and converted 61.5 percent of its fourth-down attempts. The next season, the Mocs finished 8-4 including a program-record six conference victories.

Atkins began his coaching career at UT-Martin, his alma mater,



serving as a graduate assistant in 2007 and coaching tight ends in 2008. He was then a graduate assistant at Marshall in 2009. His first full-time coaching stop was at Itawamba Community College in Mississippi. As the offensive line coach and recruiting coordinator, he helped produce an offense that was top-25 in the country in both 2010 and 2011.

A four-year starter at offensive guard for UT-Martin, Atkins twice earned all-conference honors. His senior year he helped lead the Skyhawks to an OVC championship and the program's first FCS playoff appearance. He blocked for two 1,000-yard rushers that season as the Skyhawks finished 9-3 and ranked 12th in the country.

Atkins, a native of Chicago, earned his bachelor's degree in history from UT-Martin in 2007. He is married to the former Brittany Mitchell.

**ALEX ATKINS COACHING HISTORY**

2022-	Florida State Offensive Coordinator/Offensive Line Coach
2020-21	Florida State Offensive Line Coach
2019	Charlotte Offensive Coordinator/Offensive Line Coach
2018	Tulane Assistant Head Coach/Run Game Coord./Offensive Line Coach
2016-17	Tulane Assistant Head Coach/Offensive Line Coach
2014-15	Georgia Southern Offensive Line Coach
2012-13	Chattanooga Offensive Line Coach
2010-11	Itawamba CC Offensive Line Coach/Recruiting Coordinator
2009	Marshall Graduate Assistant
2008	UT-Martin Tight Ends Coach
2007	UT-Martin Graduate Assistant Coach



# ADAM FULLER

## DEFENSIVE COORDINATOR

4th Season at FSU | 26th Season as collegiate coach

Hometown: Tewksbury, Mass. | Alma Mater: Sacred Heart, 1998; Wagner, 2001

Family: wife, Hope; sons, Jack and Aidan

Adam Fuller was named Florida State's defensive coordinator on Dec. 12, 2019, and enters his fourth season in charge of FSU's defense in 2023.

Fuller has an impressive track record of developing talent, evidenced by his players earning 24 All-America recognitions and 72 all-conference honors. Jermaine Johnson II, selected 26th overall by the New York Jets in the 2022 NFL Draft, developed into a first-round pick after being named the 2021 ACC Defensive Player of the Year, a first-team All-American and first-team all-conference performer in Fuller's defense. Defensive back Jammie Robinson was a Carolina Panthers selection in the 2023 NFL Draft after two All-ACC seasons, and two of Fuller's former defensive backs were among the four FSU defenders selected in the 2021 NFL Draft, marking the second straight year and third time multiple defensive backs coached by Fuller were taken in the same draft.

In 2022, Fuller orchestrated one of the nation's best defenses to help lead Florida State to a 10-3 record and a final ranking of No. 10 in the Coaches Poll and No. 11 in the AP Top 25. The Seminoles led the ACC and ranked in the top-15 nationally in both passing defense, yards per pass attempt allowed and total defense. FSU's average of 165.4 passing yards allowed per game ranked fourth in the country, its average of 6.2 yards per pass attempt allowed was 12th nationally, and its 321.8 total yards allowed per game was 15th in the country. The Seminoles also ranked 12th nationally with an average of 3.08 sacks per game, 14th with an average of 4.85 yards per play allowed, 20th in scoring defense holding opponents to an average of 20.6 points per game and 22nd in passing efficiency defense with opposing quarterbacks having a 120.63 rating.

Fuller's defense showed improvement across the board as the 2022 defense allowed nearly a touchdown fewer points per game, dropped its passing defense average by 67.8 yards per game, allowed 56 fewer total yards per game, improved third-down defense by 5.4 percent and recorded an increase of 0.33 sacks per game from 2021. In a remarkable stretch toward the end of the season, FSU held four straight opponents out of the end zone in the first half, went 32 straight drives without allowing a touchdown and became the first FBS team to hold consecutive opponents to 65 or fewer passing yards. In a 45-3 win at Miami, the Hurricanes gained only 62 yards through the air and the next week Syracuse was held to 65 passing yards in a 38-3 FSU victory as Florida State accounted for the two lowest passing totals for an ACC team in 2022.

The defense featured All-Americans Jammie Robinson and Jared Verse, as well as ACC Defensive Rookie of the Year Patrick Payton. Robinson and Verse were first-team All-ACC performers, with Verse earning the most votes among defensive players after leading the conference in sacks per game and ranking second in the ACC and 10th nationally in tackles for loss per game. Robinson once again led FSU in tackles and became the first Seminole defender to earn first-team All-ACC honors in back-to-back seasons since Jalen Ramsey in 2014-15.

In addition to Johnson's 2021 accolades, Fuller oversaw the development of Robinson, a first-team All-ACC selection, and third-team All-ACC defensive end Keir Thomas. Johnson authored one of the best seasons in recent memory as the defensive end ranked first in the ACC with 12.0 sacks and 18.0 tackles for loss, which were both the highest totals for an FSU defender since 2016, and led all defensive linemen nationally with 70 tackles. Johnson and Thomas, who recorded 12.0 tackles for loss and 6.5 sacks with 15 quarterback hurries, were the only teammates in the ACC, and one of only three pairs in the country, to average at least 1.3 tackles for loss per game in conference play.

Robinson, who ranked first in the ACC and 14th nationally in interceptions, led a group on defense that featured eight different defenders who grabbed at least one interception and forced 20 total takeaways. FSU made at least one interception in eight straight games to end the season, the longest active streak in America at the end of the 2021 season and tied for the longest streak in the country at any point during the 2021 season.

The 2021 defense ranked second in the ACC and seventh nationally in red zone defense, allowing a score on 70.6 percent of drives that reached the red zone. The Seminoles' average of 7.2 tackles for loss per game ranked 12th in the nation, and the defense had four games with at least 9.0 tackles for loss, the program's highest total since 2017. FSU also ranked in the top-five in the ACC in sacks per game, total takeaways, pass efficiency defense, total interceptions and fewest first downs allowed.



The 2020 season was his second coordinating defense for head coach Mike Norvell. Fuller's defense had nine first-time starters at FSU and 12 who made their Florida State debut. Linebacker Stephen Dix Jr. earned Freshman All-America honors while cornerback Asante Samuel Jr. was named first-team All-ACC before becoming a second-round NFL Draft pick by the Los Angeles Chargers and defensive tackle Marvin Wilson was a second-team all-conference selection.

Samuel continued his development into one of the top defensive backs in the nation as he finished the season leading all active ACC defenders with 29 career pass breakups. He became only the second FBS defender to grab three interceptions and have two fumble recoveries in his team's first four games of a season in records dating back to 2000. Samuel also became the first FSU defender since 2016

with at least one takeaway in four straight games and only the third Seminole since 2000 with three interceptions and two fumble recoveries in a season.

Florida State's defense held opponents to 46.2 percent on fourth-down attempts, which ranked as the fifth-best rate in the ACC and 31st nationally. The Seminoles posted three of their four lowest total yards allowed games over the final three weeks of the season and recorded 19.0 tackles for loss, four interceptions and six quarterback hurries in that span.

Fuller spent the 2019 season as Norvell's defensive coordinator at Memphis, helping lead the Tigers to a program-record 12 wins, including the school's first outright conference championship since 1969, and a berth in the New Year's Six Cotton Bowl. His defense, which featured five all-conference performers, ranked 20th in FBS with a team passing efficiency defense rating of 115.36 and ranked 25th in the nation with an average of 7.0 tackles for loss per game. The Tigers forced 18 takeaways and returned two for touchdowns as Memphis became one of only six teams in the country with multiple defensive touchdowns each season from 2016-19.

In the regular season finale that clinched a third straight berth in the American Athletic Conference Championship Game, Memphis recorded 15 tackles for loss, the fifth-highest single-game total in the nation in 2019 and one shy of the program record. One week earlier the Tigers held USF to five first downs and forced five straight three-and-outs to close out a 49-10 victory.

Fuller arrived in Memphis following six years on the defensive staff at Marshall, including serving as defensive coordinator in 2018. That year, the Thundering Herd ranked seventh in FBS with an average of 3.23 sacks per game and eighth in rushing defense, allowing 104.2 yards per game. Fuller coordinated one of only three defenses in the country that did not allow a 100-yard rusher that season. The defense allowed a third-down conversion rate of only .317, 13th-lowest in the nation, and also ranked 12th with 12 fumble recoveries, 17th with three defensive touchdowns and 20th with 24 total takeaways.

From 2013-17, Fuller served as Marshall's assistant head coach and linebackers coach along with overseeing special teams. In his first season with the Thundering Herd, the defense allowed 22.9 points per game one season after giving up 43.1 points per game, a turnaround that helped win the division crown and the Military Bowl.

In 2014, the improvement continued as Marshall finished 13-1 with a victory in the Boca Raton Bowl and was ranked No. 22 in the final AP poll. All three of Fuller's specialists earned first-team all-conference honors, and linebacker Neville Hewitt was the conference's Defensive Player of the Year. Fuller made it two straight Defensive Player of the Year honors courtesy of linebacker Evan McKelvey, and the Thundering Herd finished the 2015 season 10-3 after a victory in the St. Petersburg Bowl. In 2017, Marshall ranked 17th in the country with a scoring defense average of 19.9 points per game and ranked 10th in red zone defense, allowing points on only 73.2 percent of opponents' drives into the red zone. The Thundering Herd also had the conference's top rushing defense, ranking 19th in the nation with an average of 121.2 yards allowed per game.

Prior to his time at Marshall, Fuller was the defensive coordinator at Chattanooga from 2009-12. In his first season, his defense was the most improved in FCS. The Mocs allowed 25.7 points per game and 307.7 yards of total offense one season after giving up 37.9 points and 442.5 yards per game. The defensive strides helped Chattanooga go from one win in 2008 to six victories in 2009.



Fuller spent the 2008 season as the head coach at Assumption College, a Division II program in Worcester, Massachusetts. He was hired to the head chair after three seasons at Richmond, where he helped the Spiders win two conference championships and advance to the national semifinal round of the FCS playoffs in 2007 and the quarterfinals in 2005. He helped develop three NFL Draft picks at Richmond.

From 1999-2004 Fuller coached at Wagner, starting as linebackers coach for two seasons before taking over the defensive backs and adding special teams coordinator duties. His final season he was the co-defensive coordinator. His first coaching job was overseeing linebackers at Worcester Polytechnic Institute.

Fuller was a four-year letterwinner at Sacred Heart University, where he earned All-America honors from his linebacker position in 1996 and served as a team captain in 1997. He earned his bachelor's degree in criminal justice with a minor in sociology from Sacred Heart in 1998 and a master's degree in secondary education from Wagner in 2001.

Fuller and his wife, Hope, have two sons, Jack and Aidan.

**ADAM FULLER COACHING HISTORY**

2020-	Florida State Defensive Coordinator
2019	Memphis Defensive Coordinator
2018	Marshall Defensive Coordinator/Safeties Coach
2017	Marshall Asst. Head Coach/Special Teams Coord./Linebackers Coach
2013-16	Marshall Assistant Head Coach/Linebackers Coach
2009-12	Chattanooga Defensive Coordinator
2008	Assumption College Head Coach
2006-07	Richmond Special Teams Coordinator/Linebackers Coach
2005	Richmond Defensive Backs Coach
2004	Wagner College co-Defensive Coordinator
2001-03	Wagner College Special Teams Coordinator/Defensive Backs Coach
1999-2000	Wagner College Linebackers Coach
1998	Worcester Polytechnic Institute Linebackers Coach



# JOHN PAPUCHIS

## SPECIAL TEAMS COORDINATOR/DEFENSIVE ENDS

4th Season at FSU | 23rd Season as collegiate coach  
 Hometown: Gaithersburg, Md. | Alma Mater: Virginia Tech, 2001; Kansas, 2003  
 Family: wife, Billie; daughters, Addyson, Sophia and Rylee; sons, John and Jack

John Papuchis was named Florida State's special teams coordinator and defensive ends coach on Dec. 24, 2019, and is in his fourth season with the program in 2023.

Papuchis' players have earned 47 all-conference recognitions, four conference Player of the Year awards and one Rookie of the Year. He has coached 15 NFL Draft picks and four All-Americans, including the first defensive player to earn Associated Press Player of the Year honors. Papuchis won the 2007 national championship as part of the staff at LSU and has coached in six conference title games.

Papuchis continued his development of one of the most productive defensive ends groups in the country in 2022, helping lead Florida State to a 10-3 record and a final ranking of No. 10 in the Coaches Poll and No. 11 in the AP Top 25. The Seminoles led the ACC and ranked in the top-15 nationally in passing defense, yards per pass attempt allowed and total defense. FSU's average of 165.4 passing yards allowed per game ranked fourth in the country, its average of 6.2 yards per pass attempt allowed was 12th nationally, and its 321.8 total yards allowed per game was 15th in the country. The Seminoles also ranked 12th nationally with an average of 3.08 sacks per game, 14th with an average of 4.85 yards per play allowed, 20th in scoring defense holding opponents to an average of 20.6 points per game and 22nd in passing efficiency defense with opposing quarterbacks having a 120.63 rating.

Entering 2022, Papuchis had to replace two NFL defensive ends and he guided a first-team All-American in Jared Verse and the ACC's Defensive Rookie of the Year in Patrick Payton. The 2022 defensive ends were responsible for an increase of 0.33 sacks per game from the 2021 season, led by Verse's ACC-best average of 0.75 sacks per game. Verse, who as a first-team All-ACC selection garnered the most votes among defensive players, also ranked 10th nationally with an average of 1.4 tackles for loss per game and blocked a field goal in FSU's 24-23 win vs. LSU. Payton led all ACC freshmen with 5.0 sacks while becoming Florida State's third ACC Defensive Rookie of the Year and first since 2012. Junior Derrick McLendon II became a starter and posted career-high season totals in tackles, tackles for loss and sacks.

In 2021, Papuchis guided the development of first-team All-American and ACC Defensive Player of the Year Jermaine Johnson II as well as third-team all-conference defensive end Keir Thomas. Johnson authored one of the best seasons in recent memory as the defensive end ranked first in the ACC with 12.0 sacks and 18.0 tackles for loss, which were both the highest totals for an FSU defender since 2016, and led all defensive linemen nationally with 70 tackles.

Johnson was picked 26th overall in the first round of the NFL Draft by the New York Jets following his impressive senior season, marking the 11th straight year at least one player coached by Papuchis was selected.

Johnson and Thomas, who recorded 12.0 tackles for loss and 6.5 sacks with 15 quarterback hurries, were the only teammates in the ACC, and one of only three pairs in the country, to average at least 1.3 tackles for loss per game in conference play.

Florida State's special teams featured redshirt freshman punter Alex Mastromanno and redshirt freshman kicker Ryan Fitzgerald continuing their ascent as primary contributors for the Seminoles. Mastromanno averaged 42.7 yards per punt, the sixth-highest average in the ACC, and landed 18 punts inside the 20-yard line with none of his 61 punts resulting in a touchback. Fitzgerald scored 67 points in his first season as FSU's primary kicker, including a career-high 11 points in the 31-28 victory vs. Miami and the 59-3 win vs. UMass.

Papuchis made an immediate impact on special teams his first season on staff, vaulting FSU back into the realm of the nation's elite in 2020. The Seminoles tied for second in the NCAA with five blocked kicks, including two blocked field goals, two blocked punts and one blocked PAT. FSU was one of only two teams in the country to block multiple field goals and multiple punts in 2020. Additionally, the Seminoles ranked 16th in the nation with a net punting average of 41.34 yards per punt.

Florida State tied multiple single-game school records in 2020. The Seminoles had a school-record-tying three blocked kicks, including tying the single-game record of two blocked field goals, in the season opener against Georgia Tech. In FSU's 31-28 victory over No. 5 North Carolina, the Seminoles tied a single-game school record with two blocked punts, both of which came in the first quarter. Florida State's punt coverage unit registered three takeaways in 2020 by recovering fumbles on punt returns.



His defensive ends made an impact in 2020 as well, led by Janarius Robinson and Joshua Kaindoh. Kaindoh gave FSU a 24-0 lead in the win over UNC with a 25-yard interception return for a touchdown, which was the first pick-six by a Seminole defensive lineman since 2009, and Robinson had 3.0 tackles for loss with a career-high 2.0 sacks against the Tar Heels. The 2021 NFL Draft featured both Robinson and Kaindoh being taken in the fourth round.

Papuchis came to Tallahassee after coordinating Maryland's special teams and coaching inside linebackers in 2019. He has been a defensive coordinator at North Carolina and Nebraska and also served as special teams coordinator at Nebraska.

In 2019, Maryland had a special teams efficiency rating of 67.4 to rank 11th in ESPN's efficiency rankings. The Terrapins were one of only four Power 5 teams with at least one kickoff return touchdown and punt return touchdown. Maryland led the Big Ten and ranked 11th in the country with an average of 13.67 yards per punt return, and the Terrapins allowed only 4.00 yards per punt return to rank 17th nationally. Maryland's kickoff return average of 22.73 yards per return was fourth in the Big Ten.

Javon Leake was the 2019 Rodgers-Dwight Big Ten Return Specialist of the Year and a first-team All-Big Ten return specialist. He led the conference and ranked third in the nation with 804 kickoff return yards, while his school-record-tying two kickoff return touchdowns were the most in the Big Ten and fifth nationally and his Big Ten-leading average of 26.8 yards per kickoff return was 13th in the country.

Papuchis spent the 2015-18 seasons at North Carolina, serving as linebackers coach his first two seasons before being promoted to defensive coordinator for 2017 and 2018. He made an immediate impact in 2015 as the Tar Heels posted the most improved Power 5 defense in the country. North Carolina allowed 14.5 fewer points per game than the season before and also had the highest jump in pass efficiency defense and yards allowed per pass attempt. The Tar Heels led the ACC in interceptions, total takeaways, turnover margin and passes defended while tying the single-season school record with 11 victories, breaking the program record with an 8-0 ACC mark, advancing to the ACC Championship Game for the first time and ranking 15th in the final national polls.

The 2016 UNC defense led the ACC in passing touchdowns allowed and passing yards allowed per game, while allowing the fewest touchdowns by receivers in the country. The Tar Heels held their opponents to only 11 passing touchdowns, tied for fourth-best in the nation, and ranked 12th in FBS with an average of 180.8 passing yards allowed per game.

In his first season as defensive coordinator, Papuchis helped direct M.J. Stewart, a second-team All-ACC performer and second-round pick by the Tampa Bay Buccaneers, and Jacksonville native Andre Smith who was taken in the seventh round by the Carolina Panthers. Stewart ended his career with a school-record 41 pass breakups.

Papuchis spent seven seasons at Nebraska and was the Huskers' defensive coordinator for the last three. He was the youngest solo defensive coordinator in the country when he was promoted to the post in 2012. In his three seasons coordinating the defense, Nebraska held 11 opponents to 14 or fewer points. In 2014, his defense ranked second in the country by allowing a completion percentage of just 48.5 while also ranking fourth nationally in pass efficiency defense at 104.83 and fifth in third-down percentage at 30.1.

His first four seasons in Lincoln were spent coordinating special teams and coaching the defensive line. He was one of four finalists for the 2010 Football Scoop Special Teams Coordinator of the Year. On defense, he coached back-to-back Big 12 Defensive Player of the Year winners in Ndamukong Suh and Prince Amukamara. In 2009, Suh won the Outland Trophy, Bronko Nagurski Trophy, Lombardi Award and Bednarik Award while also being a Heisman finalist. Suh, the first defensive player to earn AP Player of the Year honors, was picked second overall in the 2010 NFL Draft. Papuchis also helped Amukamara become a unanimous All-American and the Big 12 Defensive Player of the Year in 2010 before being drafted 19th overall by the New York Giants.



From 2004-07 Papuchis was on staff at LSU assisting in every aspect of the defensive gameplan and scouting reports. He helped the Tigers rank among the nation's top defenses, placing in the top three in total defense each season from 2005 through 2007.

The 2007 team won the SEC and national championships, defeating Ohio State 38-24 in the BCS National Championship Game. The 2006 Tigers allowed only 242.8 yards per game, the lowest average at LSU since 1976, and led the SEC in six defensive categories while ranking in the top-five nationally in points allowed, total defense, pass defense and pass efficiency defense. LSU had the nation's third-best total defense, third-best scoring defense and sixth-best rushing defense in 2005.

Papuchis also coached the punters at LSU. In 2007, Patrick Fisher led the SEC with an average of 44.5 yards per punt and was a first-team All-SEC selection. Papuchis' first year on Nick Saban's staff was 2004, and he helped the Tigers reach the Capital One Bowl.

Papuchis began his career as a graduate assistant at Kansas from 2001-03. In 2001, he worked with the secondary and assisted coaching the linebackers. In 2003, Kansas earned a berth in the Tangerine Bowl.

Papuchis graduated from Virginia Tech in 2001 with a bachelor's degree in business management and earned his master's degree in sports administration from Kansas in 2003.

Papuchis and his wife, Billie, have three daughters, Addyson, Sophia and Rylee, and two sons, John and Jack.

**JOHN PAPUCHIS COACHING HISTORY**

2020-	Florida State Special Teams Coordinator/Defensive Ends Coach
2019	Maryland Special Teams Coordinator/Inside Linebackers Coach
2017-18	North Carolina Defensive Coordinator
2015-16	North Carolina Linebackers Coach
2012-14	Nebraska Defensive Coordinator
2011	Nebraska Special Teams Coord./Defensive Line Coach/Recruiting Coord.
2008-10	Nebraska Special Teams Coordinator/Defensive Line Coach
2004-07	LSU Defensive Intern
2001-03	Kansas Graduate Assistant



# RANDY SHANNON

## CO-DEFENSIVE COORDINATOR/LINEBACKERS

3rd Season at FSU | 29th Season as collegiate coach  
 Hometown: Miami, Florida | Alma Mater: Miami, 1989

Three-time national champion Randy Shannon is in his third season at FSU and second as co-defensive coordinator and linebackers coach in 2023.

Shannon, who was a senior defensive analyst on FSU's staff for the 2021 season, has 31 years of coaching experience and has directly coached nine first-team All-Americans, 79 all-conference performers and 74 NFL Draft picks, including 21 first-round selections. He was the defensive coordinator and linebackers coach at UCF from 2018-20 and also has served as head coach at the University of Miami and defensive coordinator at Miami and Florida, as well as linebackers coach at Arkansas, TCU and the Miami Dolphins.

Shannon directed an FSU linebacker unit that was a crucial piece to Florida State's 10-3 record and final ranking of No. 10 in the Coaches Poll and No. 11 in the AP Top 25. The Seminoles led the ACC and ranked in the top-15 nationally in passing defense, yards per pass attempt allowed and total defense. FSU's average of 165.4 passing yards allowed per game ranked fourth in the country, its average of 6.2 yards per pass attempt allowed was 12th nationally, and its 321.8 total yards allowed per game was 15th in the country. The Seminoles also ranked 12th nationally with an average of 3.08 sacks per game, 14th with an average of 4.85 yards per play allowed, 20th in scoring defense holding opponents to an average of 20.6 points per game and 22nd in passing efficiency defense with opposing quarterbacks having a 120.63 rating.

The linebackers were led by all-conference performer Tatum Bethune and Kalen DeLoach. Bethune ranked second on the team with 84 tackles and added 9.5 tackles for loss, while DeLoach was third on FSU's defense with his 65 tackles and had 7.5 tackles for loss. Bethune made a season-high 14 tackles, including 2.5 for loss, at No. 14 NC State and was one of two defenders in the ACC to hit both those totals in the same game in 2022. DeLoach, who made a season-best eight tackles in the Cheez-It Bowl victory vs. Oklahoma and had three other seven-tackle games, also led the team with seven pass breakups in 2022.

Sophomore DJ Lundy made 48 tackles with 5.0 for loss and also showcased his versatility by scoring two rushing touchdowns and one receiving touchdown. He scored vs. LSU, vs. No. 4 Clemson and at Miami to become only the sixth player nationally since 2000 to record at least 40 tackles, one rushing touchdown and one receiving touchdown in the same season. Lundy was the only one of those six to also record a sack, and in 2022 he produced 40 more tackles than any other player with a rushing and receiving touchdown.

In his three years coordinating the UCF defense, Shannon developed 15 all-conference honorees while helping the Knights to a 28-8 overall record, including the 2018 AAC championship and a berth in the 2019 Fiesta Bowl. Safety Richie Grant was a three-time All-AAC selection and 2020 Jim Thorpe Award finalist. Grant, a second-round selection by the Atlanta Falcons in the 2021 NFL Draft, was one of four NFL Draft picks coached by Shannon in Orlando, joining 2019 second-round pick Trysten Hill, 2021 third-round selection Aaron Robinson and 2021 sixth-round pick Tay Gowan.

The 2018 UCF defense ranked fifth in the nation with an average of 8.2 tackles for loss per game and was sixth nationally with 28 takeaways. In 2019, the Knights led the country with 9.0 tackles for loss per game and also ranked third in passing efficiency defense and fifth in third-down defense. In 2020, their 13 fumble recoveries were tops nationally while their 22 total takeaways ranked sixth.

Shannon went to UCF following three seasons at Florida, where he helped the Gators win 33 games and two SEC Eastern Division titles. In 2016, he coached a defense that ranked second in the country in pass defense and fifth nationally in total defense. Linebacker Jarrad Davis was a finalist for the Butkus Award and the Lott IMPACT Trophy before being picked 21st overall in the first round of the 2017 NFL Draft. The 2015 defense ranked fourth in the SEC in yards-per-carry defense and fifth in rushing defense while producing three players with more than 95 tackles, the first time UF had three 95-tackle performers since 2002.






The 2017 team ranked third in the SEC in third-down defense, fourth in red zone defense and second in interceptions, led by CJ Henderson's four that were the most among SEC true freshmen, while ranking sixth in the nation in interception return touchdowns with Henderson being one of only two true freshmen in the country to record two pick-sixes that season.

In the only three seasons he has coached outside the state of Florida, Shannon coached linebackers at TCU in 2012 before coaching linebackers at Arkansas for the 2013 and 2014 seasons. The 2014 Arkansas defense featured first-team All-SEC linebacker and 2015 fifth-round NFL Draft selection Martrell Spaight, who led the SEC with 123 tackles while helping the Razorbacks rank second in the SEC and 12th nationally in rushing defense. In 2012, he mentored All-Big 12 linebacker Kenny Cain on a defense that led the Big 12 in total defense, rushing defense and takeaways.

Shannon spent 20 years coaching in Miami, beginning his career as a graduate assistant at the University of Miami for the 1991 national champions before coaching the defensive line in 1992 and linebackers from 1993-97. After three seasons on staff with the Miami Dolphins, Shannon returned to the University of Miami as defensive coordinator for six seasons and head coach for four.

As head coach, he led the Hurricanes to 28 wins and three bowl appearances while also ranking in the top 10 nationally in Academic Progress Rate each season. His 2009 team won nine games and had nine all-conference performers after the 2008 team produced the ACC's Defensive Rookie of the Year and four Freshman All-Americans. He guided the Hurricanes to appearances in the Sun Bowl, Champs Sports Bowl and Emerald Bowl in his final three seasons as head coach.

In five of his six seasons as defensive coordinator, Miami ranked in the top-10 nationally in total defense, including the 2001 national championship team that led the NCAA in scoring defense, turnover margin and passing efficiency defense. The 2001 squad allowed only 12 touchdowns while scoring seven defensive touchdowns. His defenses produced 25 players drafted from 2002-07, including 12 first-round picks. In 2005, his defense led the country in pass defense and pass efficiency defense while also ranking fourth nationally in total defense and scoring defense. Shannon also coordinated the nation's best passing defense in 2002 and 2003, with the 2003 defense ranking second nationally in total defense and fourth in scoring defense.



The 2001 Broyles Award winner as the best assistant coach in the country, Shannon was a four-year letterman at linebacker for the University of Miami and a starter on the 1987 national championship team. He was drafted by the Dallas Cowboys in 1989 and became the first rookie to start at outside linebacker for Dallas since 1963. Shannon earned his bachelor's degree in liberal arts from Miami in 1989.

**RANDY SHANNON COACHING HISTORY**

- 2022- Florida State co-Defensive Coordinator/Linebackers Coach
- 2021 Florida State Senior Analyst (Defense)
- 2018-20 UCF Defensive Coordinator
- 2017 Florida Defensive Coordinator\*
- 2015-16 Florida Assistant Head Coach/co-Defensive Coordinator
- 2013-14 Arkansas Linebackers Coach
- 2012 TCU Linebackers Coach
- 2007-10 University of Miami Head Coach
- 2001-06 University of Miami Defensive Coordinator
- 2000 Miami Dolphins Linebackers Coach
- 1998-99 Miami Dolphins Assistant Coach
- 1993-97 University of Miami Linebackers Coach
- 1992 University of Miami Defensive Line Coach
- 1991 University of Miami Graduate Assistant

*\*Served as UF's interim head coach for four games in 2017*



# CHRIS THOMSEN

## DEPUTY HEAD COACH/TIGHT ENDS

4th Season at FSU | 27th Season as collegiate coach  
 Hometown: Vernon, Texas | Alma Mater: TCU, 1993; Abilene Christian, 2000  
 Family: wife, LeAnn

Chris Thomsen was named Florida State's deputy head coach and tight ends coach on Dec. 19, 2019. He enters his fourth season in Tallahassee in 2023.

Thomsen has coached 116 different all-conference players who have combined for 184 all-conference recognitions as well as 25 individual All-Americans who have earned 38 All-American certificates, including 13 first-team selections.

During his first three seasons, Thomsen has elevated the tight end position into a play-making group contributing valuable receptions and powerful blocking. In 2022, his group helped lead FSU to a 10-3 record and a final ranking of No. 10 in the Coaches Poll and No. 11 in the AP Top 25. Florida State led the nation with its average of 7.46 plays of 20-plus yards per game, the program's highest season average since the 2013 national championship, and was third in the country with an explosive play rate of 17.15 percent. The Seminoles were one of two teams nationally to average at least 270 passing yards and at least 210 rushing yards per game in 2022. FSU also tied for the national lead with eight touchdown drives of 90-plus yards, and its 16 touchdown drives of 80-plus yards were third-most in the country.

The Seminoles led the ACC in third-down offense, yards gained per pass, yards gained per play, yards gained per rush, total offense per game, yards per completion, rushing offense per game and scoring offense per game. Florida State was the first team to lead the ACC in scoring offense and total offense in the same season since 2019 and was one of two teams nationally to lead its conference in yards per rush, yards per pass and yards per play in 2022. Three different tight ends caught a touchdown pass in 2022, including two scoring their first collegiate touchdown, and two tight ends made receptions for two-point conversions. The group combined for 39 catches for 529 yards and four touchdowns.

In 2021, Camren McDonald was named to the 2021 Allstate Good Works Team and to the Mackey Award Watch List. He caught 24 passes for 243 yards and two touchdowns and provided the highest production for an FSU tight end since 2018 NFL Draft pick Ryan Izzo. Redshirt senior Jordan Wilson returned from an injury to make 11 receptions for 132 yards. The tight ends also blocked for a running game that featured six 200-yard rushing games and seven individual 100-yard performances in 2021.

In his first year at Florida State, Thomsen developed a versatile tight end group led by McDonald, who started all nine games and made 23 catches for 263 yards and two touchdowns. McDonald's first career score came at No. 12 Miami and his second proved to be the winning points in FSU's 31-28 victory over No. 5 North Carolina. Additionally, freshman walk-on Preston Daniel had a 36-yard catch in the win over the Tar Heels and sophomore Wyatt Rector scored a rushing touchdown against Pitt after the former quarterback took a snap under center and scored from the one-yard line.

The tight end group also helped blocked for a vastly improved rushing attack in 2020. The Seminoles averaged 199.9 rushing yards per game, the program's highest since 2016 and 20th nationally among teams that played at least nine games in 2020, and 5.11 yards per rush, 16th in the nation among teams with at least 350 carries and FSU's most in a season since 2015. Florida State topped 400 yards of total offense in five of the last seven games, including more than 500 yards of total offense twice, and produced FSU's first game with at least 250 yards rushing and passing since 2016.

Thomsen came to Tallahassee following three years coaching the offensive line at TCU, his alma mater. He was the head coach at Abilene Christian from 2005-11 and also brought experience as an assistant at Arizona State, Texas Tech and Central Arkansas.

During his three years at TCU, Thomsen directed one of the top offensive lines in the country and coached five all-conference performers. The Horned Frogs led the Big 12 in fewest sacks allowed in each of his first two seasons, averaging 1.23 sacks allowed per game in 2018 and 1.29 in 2017 to rank 14th and 19th, respectively, in the country. The 2019 line paved the way for the Horned Frogs to average 204.0 rushing yards per game.



Thomsen made an immediate impact in the 2017 season as the Horned Frogs played in the Big 12 Championship Game and won 11 games behind an offensive line that placed all four seniors into the NFL. Joseph Noteboom was drafted in the third round by the Los Angeles Rams, while Matt Pryor was a sixth-round pick by the Philadelphia Eagles. Additionally, Patrick Morris and Austin Schlottmann signed free-agent contracts and both made the Denver Broncos active roster.

Thomsen mentored Lucas Niang, a 2020 third-round pick by the Kansas City Chiefs, to All-Big 12 honors in 2018 after the junior started all 13 games and did not allow a sack the entire season. Niang was a preseason All-Big 12 selection and had started 27 career games at right tackle before undergoing season-ending surgery in October of 2019.

The 2019 season featured an offensive line blocking for the sixth-best red zone offense in the country, led by senior guard Cordel Iwuagwu returning from an injury that cost him most of 2018 to earn All-Big 12 accolades. Iwuagwu and linemate Anthony McKinney were signed by the Houston Texans and Tennessee Titans, respectively.

Thomsen was the assistant head coach and offensive line coach at Arizona State from 2013-16, spending the first three years with Sun Devils' offensive coordinator Mike Norvell and helping lead ASU to the 2013 Pac-12 Championship Game. Their 2014 offense gained 5,750 yards, 3,556 of those through the air, and ranked 13th in the nation with 34 touchdown passes. The 2013 team's average of 39.7 points per game ranked 10th nationally.


Thomsen coached five different Sun Devil linemen to All-Pac 12 recognition. Three of his linemen were drafted as Jamil Douglas was a fourth-round pick by the Miami Dolphins in 2015, Christian Westerman went to the Cincinnati Bengals in the fifth round of the 2016 NFL Draft and Sam Jones was a sixth-round selection by the Denver Broncos in 2018. Additionally, Quinn Bailey was a rookie with the Broncos in 2019 and Cohl Cabral was a 2020 signee by the Los Angeles Rams.

Prior to his time in Tempe, Thomsen spent the 2012 campaign as the offensive line coach at Texas Tech. That year, Texas Tech led the Big 12 and ranked second nationally in passing with an average of 355.9 yards per game. He was named interim head coach for the Meineke Car Care Bowl of Texas and led the Red Raiders to a 34-31 win over Minnesota. He coached Indianapolis Colts third-round pick Le'Raven Clark and free-agent signee LaAdrian Waddle who started as a rookie in 2013 for the Detroit Lions and played seven seasons in the NFL.

During Thomsen's time as the head coach at Abilene Christian, he led the Wildcats to a 51-21 record and six straight trips to the Division II playoffs with the 2008 team advancing to the quarterfinal round. He was a four-time Lone Star Conference Coach of the Year, receiving the honor in 2006, 2007, 2008 and 2010. ACU won Lone Star Conference championships in 2008 and 2010, winning 11 games both seasons. Prior to his arrival, the Wildcats had never played in the Division II playoffs and had not won a conference championship since 1977.

In the second round of the 2008 playoffs, Thomsen led ACU to a win in the highest-scoring game in NCAA history. His team defeated West Texas A&M 93-68 as the teams combined to break 45 Division II records. That year, the Wildcats led the NCAA with 558.8 yards per game and 52.3 points per game. In 2007, Abilene Christian ranked first in Division II with an average of 49.2 points per game and second with 544.8 yards per game.

Thomsen had five draft picks at Abilene Christian. Danieal Manning was picked in the second round of the 2006 NFL Draft by the Chicago Bears, the first non-Division I player taken in 2006 and the highest ACU pick since 1977. Johnny Knox was a fifth-round selection by Chicago in 2009 and Bernard Scott, who earned the Harlon Hill Trophy as Division II's MVP in 2008, was taken in 2009's sixth round by the Cincinnati Bengals. Clyde Gates was a fourth-round pick by the Miami Dolphins in 2011, and Daryl Richardson was taken in the seventh round by the St. Louis Rams in 2012. He also helped develop wide receiver Taylor Gabriel, who had more than 2,000 career receiving yards in six NFL seasons, and running back Charcandrick West, who played five seasons with the Kansas City Chiefs.



Before becoming the head coach at Abilene Christian, Thomsen served as Central Arkansas' offensive line coach and recruiting coordinator in 2003 and 2004. He began his coaching career in 1994 as a graduate assistant at Abilene Christian, before spending two seasons as the offensive line coach and one as the defensive line coach. He was named the Wildcats' offensive coordinator in 1998. After spending one season away from football, he got back into coaching as the offensive coordinator at Wichita Falls High School in 2001 and 2002.

Thomsen played football and baseball at TCU, lettering for the Horned Frogs on the gridiron from 1988-90 and on the diamond in 1991. During his lone season with the baseball team, he earned All-Southwest Conference, All-America and TCU Male Athlete of the Year honors after nearly hitting for the triple crown. He led the SWC with 21 home runs and 70 RBI, while his .373 batting average was second in the conference. Thomsen was selected in the 17th round of the Major League Baseball Draft by the Oakland Athletics and played two seasons in Oakland's minor league system.

After retiring from baseball, he returned to play one season on the football team at Abilene Christian. He was a second-team All-American and first-team All-Lone Star Conference tight end for the Wildcats in 1993.

Thomsen earned his bachelor's degree in criminal justice from TCU in 1993 and completed a master's degree in secondary education from Abilene Christian in 2000.

**CHRIS THOMSEN COACHING HISTORY**

2020-	Florida State Deputy Head Coach/Tight Ends Coach
2017-19	TCU Offensive Line Coach
2013-16	Arizona State Assistant Head Coach/Offensive Line Coach
2012	Texas Tech Offensive Line Coach
2005-11	Abilene Christian Head Coach
2003-04	Central Arkansas Offensive Line Coach/Recruiting Coordinator
2001-02	Wichita Falls High School (Texas) Offensive Coordinator
1998-99	Abilene Christian Offensive Coordinator
1997	Abilene Christian Defensive Line Coach
1995-96	Abilene Christian Offensive Line Coach
1994	Abilene Christian Graduate Assistant Coach



# ODELL HAGGINS

## ASSOCIATE HEAD COACH/DEFENSIVE TACKLES

**30th Season at FSU | 30th Season as collegiate coach**  
**Hometown: Bartow, Fla. | Alma Mater: Florida State, 1993**  
**Family: wife, Robin; daughter, Amelia Grace**

Odell Haggins enters his 30th season on Florida State's coaching staff in 2023, serving as associate head coach and tutoring the Seminoles' defensive tackles.

Haggins, the longest-tenured active assistant coach at one institution in the country and the longest-tenured assistant coach in FSU history, has helped FSU post a 264-102-1 (.721) record with 13 ACC titles and two national championships in his time on staff. In recognition of his many accomplishments at Florida State, he was inducted in the Florida State Athletics Hall of Fame class of 2018 and the Polk County Sports Hall of Fame in 2022.

Haggins has twice served as interim head coach for the Seminoles and has a career record of 4-2. He has led Florida State to bowl eligibility in both tenures as an interim head coach, taking over for the first time on Dec. 1, 2017, and defeating ULM 42-10 the next day as FSU clinched bowl eligibility for an NCAA-record 36th straight year. He then directed a 42-13 win over Southern Miss in the Independence Bowl to finish FSU's 41st consecutive winning season. He was named interim head coach again on Nov. 3, 2019, and led the Seminoles to wins over Boston College and Alabama State to return FSU to bowl eligibility.

Haggins has repeatedly developed future NFL pros while at Florida State. He has coached 20 defensive linemen that have been selected in the NFL Draft, including first-round selections Brodrick Bunkley in 2006, Travis Johnson in 2005, Corey Simon in 2000 and Andre Wadsworth in 1998. Wadsworth was the No. 3 overall pick and remained the highest-drafted player in FSU history until 2015 when Jameis Winston was selected No. 1 overall. Haggins also coached second-round picks Eddie Goldman and Timmy Jernigan in addition to Pro Bowler Darnell Dockett as well as Larry Smith, Andre Fluellen, Jerry Johnson, Julian Pittman and Letroy Guion.

Haggins has established himself as an outstanding recruiter, developer of talent and a role model to his players. He earned ACC Top Recruiter of the Year honors from ESPN in 2012. In 2014, Haggins was named one of the top 25 recruiters in the nation by Rivals.com for the fourth consecutive year. He captured the same top-25 mention from 247Sports in 2016.

In 2022, Florida State posted a 10-3 record and final ranking of No. 10 in the Coaches Poll and No. 11 in the AP Top 25. The Seminoles led the ACC and ranked in the top-15 nationally in passing defense, yards per pass attempt allowed and total defense. FSU's average of 165.4 passing yards allowed per game ranked fourth in the country, its average of 6.2 yards per pass attempt allowed was 12th nationally, and its 321.8 total yards allowed per game was 15th in the country. The Seminoles also ranked 12th nationally with an average of 3.08 sacks per game, 14th with an average of 4.85 yards per play allowed, 20th in scoring defense holding opponents to an average of 20.6 points per game and 22nd in passing efficiency defense with opposing quarterbacks having a 120.63 rating.

Robert Cooper and Fabien Lovett earned All-ACC acclaim for the second straight season in 2022 after each started every game they played. The pair combined for 29 tackles, 1.0 sack and one forced

fumble while anchoring one of the nation's toughest defenses. His 2021 group was headlined by Cooper and Lovett, who combined for 67 tackles, including 9.0 for loss with 2.5 sacks, and also included redshirt freshman Malcolm Ray's 24 tackles, including 5.5 tackles for loss and 1.5 sacks. The interior defensive line contributed to a defense that ranked seventh nationally in red zone defense, 12th in the nation in tackles for loss per game and was top-five in the ACC in sacks per game, total takeaways, pass efficiency defense, total interceptions and fewest first downs allowed.

In 2020, Haggins' group combined for 68 tackles, including 7.0 for loss with 3.5 sacks, and two forced fumbles. He helped guide Marvin Wilson to second-team All-ACC recognition and an opportunity to participate in the Senior Bowl. In 2019, Wilson was a team captain, PFF All-American, first-team All-ACC defensive tackle and Bednarik Award semifinalist. Wilson was so dominant he earned first-team all-conference accolades despite only playing the first nine games of the season before a season-ending injury.



The 2018 season added two more all-conference linemen to his resume as senior Demarcus Christmas and Wilson both earned All-ACC recognition. Wilson's 42 tackles included 3.5 sacks, the second-highest total on the team, while Christmas recorded 28 tackles with 3.0 for loss and two pass breakups before being drafted by the Seattle Seahawks. The duo helped plug the inside of FSU's defense as the Seminoles ranked second in the ACC and 20th in the NCAA holding opponents to only 3.52 yards per rush and only 16 rushing touchdowns, the fourth-lowest total in the conference.

The 2017 version of FSU's defensive line was a dominant force in the middle as senior Derrick Nnadi, who was selected in the third round of the 2018 NFL Draft by the Kansas City Chiefs, and Christmas teamed up to wreak havoc in opponents' backfields. Nnadi was a third-team All-ACC selection after setting career-high marks with 53 tackles and 10.0 tackles for loss, while Christmas also posted career highs of 36 tackles and 4.5 tackles for loss. In 2016, the Seminoles ranked first in the nation in sacks per game and were fifth in the ACC in rushing defense while Nnadi garnered first-team all-conference recognition.

Haggins' defensive line anchored one of the nation's best defenses in 2015. The Seminoles ranked ninth in the country in scoring defense and allowed only 10 rushing touchdowns, fifth-fewest in the country, while improving from 17 sacks in 2014 to 32 in 2015. Two defensive linemen captured all-conference honors as Nile Lawrence-Stample was a first-team selection and Nnadi was on the third team. In 2014, Goldman captured third-team All-America honors from the Associated Press and was a first-team All-ACC selection. The Seminoles advanced to the first-ever College Football Playoff, set an ACC and FSU record with a 29-game winning streak and captured the program's third straight ACC championship that season.

A staunch interior defense played a prominent role in helping Florida State to its third national championship in the 2013 season. Jernigan enjoyed another fine season as he earned All-America nods from several organizations including the Football Writers Association of America, Associated Press and USA TODAY. The high-powered run-stuffer in the trenches led a defensive front that surrendered just seven rushing touchdowns, the fewest in the nation. Florida State's defensive tackles paved the way for the nation's top scoring defense and the third-best total defense. The work of the front four was noticeable on several fronts, including allowing only 124.8 yards per game to opposing rushers. Opponents averaged just 3.3 yards per rush against the stout defensive front of the Seminoles, and FSU continued its strong pass rush, racking up 35 sacks.

The 2012 season saw three Seminole defensive tackles earn All-ACC honors with senior Everett Dawkins and sophomore Jernigan capturing second-team recognition while senior Anthony McCloud picked up honorable-mention accolades. In part due to suffocating pressure up front, the Seminoles ranked second in the nation in total defense in 2012, yielding just 254.14 yards per contest. FSU allowed opposing running backs only 2.75 yards per carry, which tied for fourth in the country. Jernigan was productive in his first season under Haggins' tutelage, becoming a Freshman All-American in 2011 with 30 tackles, including 6.0 for loss. FSU's run defense allowed opposing backs to average just 2.35 yards per carry, which led all 120 FBS programs, and the Seminoles ranked fourth nationally in total defense.

Haggins helped produce one of the best defensive lines in the nation in 2010 as the Seminoles ranked third in FBS in quarterback sacks per game and tied for first nationally in total sacks with 48.



Haggins' 1999 defensive front was instrumental in FSU's 12-0 run to the national championship. The Seminoles boasted the nation's top-ranked defense in 1998 and the No. 1 rushing defense in 1996 and 1997. The 2008 defense ranked first nationally in tackles for loss.

Haggins has won at every level as a player and a coach. He was on the front end of Florida State's dynasty years, starring at nose guard for the Seminoles. FSU posted a 39-8-1 (.823) record with Haggins on the defensive line, and he was part of four bowl-winning teams. He earned Kodak, Walter Camp and UPI All-America honors as a senior in 1989.

A ninth-round pick in the 1990 NFL Draft by the San Francisco 49ers, Haggins went on to play for the Buffalo Bills during their 1991 Super Bowl season. Following a three-year NFL career, he returned to Florida State, completed his degree and joined Bobby Bowden's staff following the Seminoles' 1993 national championship season.

Haggins and his wife, Robin, have one daughter, Amelia Grace.

**ODELL HAGGINS COACHING HISTORY**

2020-	Florida State Associate Head Coach/Defensive Tackles Coach
2019*	Florida State Associate Head Coach/Defensive Line Coach
2014-18*	Florida State Associate Head Coach/Defensive Tackles Coach
1996-2013	Florida State Defensive Tackles Coach
1994-95	Florida State Tight Ends Coach/Offensive Line Coach
*Served as FSU's interim head coach for two games in 2017 and four games in 2019	



# RON DUGANS

## WIDE RECEIVERS

**5th Season at FSU | 19th Season as collegiate coach**  
**Hometown: Tallahassee, Fla. | Alma Mater: Florida State, 1999**  
**Family: wife, Yasheka; daughters Yasmin, Y'Allana and Yanni; son, Ron Jr.**

Ron Dugans, a four-year letterman and 1999 national champion at Florida State, enters his fifth season coaching wide receivers at FSU in 2023.

In 2022, Dugans helped lead FSU to a 10-3 record and a final ranking of No. 10 in the Coaches Poll and No. 11 in the AP Top 25. Florida State led the nation with its average of 7.46 plays of 20-plus yards per game, the program's highest season average since the 2013 national championship, and was third in the country with an explosive play rate of 17.15 percent. The Seminoles were one of two teams nationally to average at least 270 passing yards and at least 210 rushing yards per game in 2022. FSU also tied for the national lead with eight touchdown drives of 90-plus yards, and its 16 touchdown drives of 80-plus yards were third-most in the country.

The Seminoles led the ACC in third-down offense, yards gained per pass, yards gained per play, yards gained per rush, total offense per game, yards per completion, rushing offense per game and scoring offense per game. Florida State was the first team to lead the ACC in scoring offense and total offense in the same season since 2019 and was one of two teams nationally to lead its conference in yards per rush, yards per pass and yards per play in 2022.

The 2022 receiving corps was led by second-team All-ACC performer Johnny Wilson, whose average of 20.86 yards per reception after totaling 897 yards on 43 catches ranked fifth nationally. Wilson made a career-high eight receptions for a career-high 202 receiving yards in FSU's Cheez-It Bowl victory vs. Oklahoma. His receiving yards output broke the Cheez-It Bowl record, was the most in a bowl game in program history and the highest single-game total by an FSU receiver since 2016 and was the only 200-yard receiving game during the 2022 bowl season. Wilson accounted for an ACC-high 22 catches of at least 20 yards and also had 100-yard receiving games in wins at Louisville and vs. Georgia Tech.

Mycah Pittman, Ontaria Wilson and Kentron Poitier also made strong contributions in 2022, combining for 76 receptions for 1,108 yards and 11 touchdowns. Wilson made two touchdown receptions in the 24-23 win vs. LSU, staying focused through pass interference on both, caught the game-winning score on the third play of Florida State's 45-3 victory at Miami, and added a scoring grab in the Cheez-It Bowl. Poitier also made four touchdown receptions and led the Seminoles in receiving yards twice. Pittman had two touchdown grabs vs. No. 22 Wake Forest as part of a career-high day and also was Florida State's leading punt returner in 2022, ranking 15th nationally with an average of 9.2 yards per return.

His 2021 group featured impact transfer Andrew Parchment as well as key returners Ontaria Wilson and Keyshawn Helton and true freshman Malik McClain. That quartet combined for 1,170 yards and 11 touchdowns on 82 receptions. Wilson's five touchdowns were the most on the team, and his average of 16.61 yards per reception ranked ninth in the ACC. Parchment, Helton and McClain each had multiple receiving touchdowns as well.

During the 2020 season, Dugans directed the development of a young position group without a senior on the roster. Ontaria Wilson showcased his explosiveness, leading the team with 30 receptions for 382 yards and grabbing FSU's two longest receptions of the year, including a career-long 69-yard touchdown catch at North Carolina State. Helton returned from a season-ending injury in 2019 to play all nine games in 2020.

In his first season back in Tallahassee, Dugans' group helped the Seminoles tie for 22nd in the nation in completion percentage, their highest ranking since 2014. Dugans had six receivers with at least 15 catches in 2019, including two who missed significant time due to injury. Junior D.J. Matthews made 36 grabs for 355 yards and three touchdowns, while Helton caught 17 passes for 239 yards and three touchdowns before a season-ending injury in the sixth game of the season and Ontaria Wilson, who missed the final five games of the regular season due to injury, had 21 catches for 227 yards and one touchdown.

Dugans returned to Florida State after three years as wide receivers coach at Miami. In his first two seasons there he also served as passing game coordinator before being promoted to co-offensive coordinator for the 2018 season. Prior to his time in Coral Gables, he coached wide receivers at South Florida in 2014 and 2015 following four years as Louisville's wide receivers coach. Dugans began his coaching career as a graduate assistant at FSU in 2005 and 2006, after which he was a coaching assistant with the Cincinnati Bengals in the NFL and then served as wide receivers coach at Georgia Southern for three seasons.



In 2018, Dugans co-coordinated an offense that converted at least 45 percent of its third-down conversions in seven games after only reaching that benchmark twice the year before. In 2017, he helped direct the Hurricanes to a 10-win season that culminated with an appearance in the Capital One Orange Bowl. Braxton Berrios had career-high totals with 52 receptions, 634 yards and nine touchdowns while earning All-ACC recognition and the Jim Tatum Award as the ACC's top student-athlete in addition to being a finalist for the Campbell Trophy. In Dugans' first season at Miami, he guided Ahmmon Richards to Freshman All-America and All-ACC honors after breaking UM's freshman receiving record with 934 yards. Senior Stacy Coley also was named All-ACC after becoming only the eighth Hurricane to accumulate 2,000 career receiving yards behind a career-high 754 yards in 2016.

Dugans' receivers broke USF's single-season touchdown record in both of his seasons at South Florida. In 2014, Andre Davis set the Bulls' record with seven receiving scores despite missing four games due to injury. The following year, Dugans tutored Rodney Adams to a career-high 822 yards and a school-record nine receiving touchdowns as USF finished 8-5 and played in the Miami Beach Bowl.

Dugans helped lead a program revitalization in his four seasons at Louisville. The Cardinals were 23-3 over the 2012 and 2013 seasons, including 11-2 with a victory over Florida in the Sugar Bowl in 2012 and a 12-1 mark in 2013 that culminated with a win over Miami in the Russell Athletic Bowl. He guided wide receiver DeVante Parker, the 14th overall pick in the first round of the 2015 NFL Draft by the Miami Dolphins, to first-team All-AAC honors in 2013 as the junior caught 55 passes for 885 yards and 12 touchdowns. Parker, who was also a 2012 first-team All-BIG EAST selection after posting 10 touchdown receptions, caught 28 touchdowns in his first three seasons. Three Cardinal receivers caught 40 or more passes in 2013, including senior Damian Copeland who had a career-best 58 receptions for 780 yards for his second straight 50-catch season.

Prior to his time at Louisville, Dugans coached the receivers at Georgia Southern. Under Dugans' guidance, Raja Andrews broke numerous single-season school records in 2008, including 64 receptions, 873 yards and five 100-yard receiving games, while finishing the year ranked 15th nationally in receptions per game and 20th in receiving yards. Dugans started his coaching career as a graduate assistant at FSU, working in the strength and conditioning program in 2005 before working with the offense in 2006. He also served as a coaching assistant in the NFL with the Cincinnati Bengals in 2007.



Dugans was a wide receiver at FSU from 1995-99, playing his first two seasons before taking a medical redshirt in 1997. He returned to start in 1998 and 1999, helping the Seminoles reach the BCS National Championship Game in both seasons. He caught six passes for 135 yards in the 1999 Fiesta Bowl against Tennessee and grabbed five receptions for 99 yards and two touchdowns in the 2000 Sugar Bowl win over Virginia Tech that gave FSU its second national championship and completed the first wire-to-wire season as the Associated Press' No. 1-ranked team. In his career, he made 105 receptions for 1,520 yards and seven touchdowns. He was selected by Cincinnati in the third round of the 2000 NFL Draft and played professionally for four seasons, compiling 89 catches for 797 yards and three touchdowns in 46 games.

A Tallahassee native, Dugans was a three-sport standout at Florida A&M University Developmental Research School. He played football, rushing for 730 yards and 10 touchdowns while adding 75 tackles and seven interceptions on defense as a senior, in addition to winning two state championships in basketball and three team track and field state titles, including two individual triple jump state championships.

Dugans and his wife, Yasheka, have four children, Yasmin, Y'Allana, Yanni and Ron, Jr.

**RON DUGANS COACHING HISTORY**

2019-	Florida State Wide Receivers Coach
2018	Miami co-Offensive Coordinator/Wide Receivers Coach
2016-17	Miami Passing Game Coordinator/Wide Receivers Coach
2014-15	South Florida Wide Receivers Coach
2010-13	Louisville Wide Receivers Coach
2007-09	Georgia Southern Wide Receivers Coach
2007	Cincinnati Bengals Offensive Assistant
2005-06	Florida State Graduate Assistant Coach



# DAVID JOHNSON

## RUNNING BACKS/RECRUITING COORDINATOR

4th Season at FSU | 16th Season as collegiate coach  
 Hometown: New Orleans, La. | Alma Mater: Nicholls State, 1995  
 Family: wife, Akeia; children, Jermaine, De'Von and Karaaz

David Johnson was named Florida State's running backs coach and recruiting coordinator on Jan. 5, 2020, and is in his fourth season with the Seminoles in 2023.

He has coached 19 all-conference performers who have combined to earn 28 all-conference recognitions, including four Special Teams Player of the Year honors. Johnson has produced an NFL Draft pick in each of the last six years.

In 2022, Johnson's running backs contributed to one of the most explosive offenses in the nation while helping lead FSU to a 10-3 record and a final ranking of No. 10 in the Coaches Poll and No. 11 in the AP Top 25. Florida State led the nation with its average of 7.46 plays of 20-plus yards per game, the program's highest season average since the 2013 national championship, and was third in the country with an explosive play rate of 17.15 percent. The Seminoles were one of two teams nationally to average at least 270 passing yards and at least 210 rushing yards per game in 2022. FSU also tied for the national lead with eight touchdown drives of 90-plus yards, and its 16 touchdown drives of 80-plus yards were third-most in the country.

The Seminoles led the ACC in third-down offense, yards gained per pass, yards gained per play, yards gained per rush, total offense per game, yards per completion, rushing offense per game and scoring offense per game. Florida State was the first team to lead the ACC in scoring offense and total offense in the same season since 2019 and was one of two teams nationally to lead its conference in yards per rush, yards per pass and yards per play in 2022.

Florida State's average of 214.1 rushing yards per game was the program's highest since 1995 and was bolstered by eight 200-yard rushing games, including a school-record-tying seven straight to end the regular season. In the season opener, FSU had three 100-yard rushers for the first time in school history and in the regular season finale, a 45-38 win over Florida, the Seminoles' five rushing touchdowns were the most by a Gator opponent since 1997.

Second-team All-ACC performer Trey Benson paced the running backs with his five 100-yard rushing games, including three consecutive career-high totals, and led the ACC with his average of 5.5 yards per carry. Treshaun Ward, who had two 100-yard rushing games, was an honorable mention all-conference selection and semifinalist for the Burlsworth Trophy despite missing four games due to injury. The running back group combined for 2,283 rushing yards and 24 touchdowns.

The 2021 season featured a breakout performance by All-ACC running back Jashaun Corbin. The redshirt sophomore totaled 1,159 all-purpose yards, and his average of 6.2 yards per carry ranked first in the conference and 16th nationally among rushers with at least 10 rushing attempts per game. Corbin showed off his amazing speed with touchdown runs of 89 yards against Notre Dame and 75 yards against Louisville. He was the only rusher in the ACC and one of six nationally with multiple 75-yard runs in the 2021 season and only the fourth player in program history with multiple 75-yard touchdowns runs in a season.

The running back group also received significant contributions from Ward and Lawrance Toafili in their redshirt freshmen years. Ward rushed for 515 yards and four touchdowns, and his average of 6.36 yards per carry was the highest in the ACC among rushers with at least four attempts per game. Toafili rushed for 163 yards and one touchdown and added 116 yards and two touchdowns receiving. Toafili caught a 75-yard touchdown at Clemson, which made him the fifth player in program history with a receiving and rushing touchdown of at least 70 yards in a career.



In his first year at Florida State, Johnson coached a completely new group as Florida State's running back room featured zero returning scholarship players from the previous season. He utilized the group's youth and versatility to account for 1,855 all-purpose yards, led by Corbin and Toafili, and 13 touchdowns, including Ja'Khi Douglas' two receiving scores. Against Duke, Corbin rushed for a career-high three touchdowns, one shy of the school record, and Toafili posted a career-best 117 yards, including a 73-yard touchdown, on only seven carries. Toafili was one of only 12 rushers in the ACC with a 70-yard run in 2020.

Florida State averaged 199.9 rushing yards per game, the program's highest since 2016 and 20th nationally among teams that played at least nine games in 2020, and 5.11 yards per rush, 16th in the nation among teams with at least 350 carries and FSU's most in a season since 2015. In the season finale, a 56-35 win over Duke, Florida State rushed for six touchdowns, the most in the ACC and tied for the seventh-highest single-game total nationally in 2020. That also



was only the second time in FSU history the Seminoles rushed for six touchdowns in a conference game, and the 346 rushing yards against Duke were the most by a Florida State team since 2012.

Johnson spent the 2018 and 2019 seasons at Tennessee after coaching on Mike Norvell's Memphis staff in 2016 and 2017. Johnson also brought Division I experience from Tulane and before that spent 12 years as a high school coach in New Orleans around a four-year stint at Millsaps College.

Tennessee improved from four wins the season before Johnson arrived to eight wins and a Gator Bowl victory in 2019. He coached the Vols' wide receivers in 2018 before moving to running backs in 2019, leading a group that produced five 100-yard rushing games.

Eric Gray broke UT's single-game true freshman rushing record with 246 yards against Vanderbilt, a total that ranked fifth on the Vols' all-time list. Nationally, it was the ninth-highest single-game total, and highest by a true freshman, in 2019. Gray was named Gator Bowl MVP after recovering an onside kick and scoring the game-winning touchdown 30 seconds later. The 2018 team ranked sixth in the SEC with an average of 7.9 yards per catch and had four different receivers average more than 14.0 yards per reception, led by Josh Palmer's 21.04 average.

In his two seasons at Memphis, Johnson was the Tigers' wide receivers coach and passing game coordinator. He developed former walk-on Anthony Miller to consensus All-America honors in 2017 after Miller led the NCAA with 18 receiving touchdowns and ranked third in the country with 1,462 yards and fifth with 96 receptions. Miller was then selected 51st overall in the 2018 NFL Draft by the Chicago Bears. Memphis concluded the 2017 season ranked second in the country with an average of 45.5 points per game, fourth with 523.1 yards of total offense per game, sixth with a passing efficiency rating of 160.15 and seventh with an average of 335.0 passing yards per game.

The 2016 season was Miller's breakout year as he re-wrote Memphis' single-season records with 95 catches, 1,434 yards and 14 touchdowns. Those numbers would all improve in Johnson's second season working with Miller. The 2016 Tigers ranked 14th in the country with 304.4 passing yards per game, and their 38.8 points-per-game average was 15th.

Johnson joined Memphis after four seasons as Tulane's running backs and tight ends coach. In 2014, he coached a Freshman All-American at each position as running back Sherman Badie led the Green Wave with 688 rushing yards and tight end Charles Jones caught 21 passes for 192 yards and a team-high three touchdowns. The 2013 team advanced to the program's first bowl since 2002 and Orleans Darkwa was named MVP of the New Orleans Bowl after rushing for three touchdowns. Those three scores pushed his season total to 12, tied for the third-highest single-season output in program history, and allowed him to tie former NFL running back Matt Forte for the Tulane record with 39 career rushing scores.

From 2005-08, Johnson coached wide receivers, tight ends and special teams while also serving as the recruiting coordinator at Millsaps College. While there he helped lead the Majors to three consecutive SCAC championships and set the program up for a fourth straight in 2009.

Johnson was the head coach at St. Augustine High School from 2009-11. He led the Purple Knights to district titles in 2010 and 2011, earning the district's Coach of the Year honor in 2011. In his first season he developed defensive back Tyrann Mathieu, who earned consensus All-America honors and was named SEC Defensive Player of the Year and a Heisman finalist in 2011 at LSU. He also coached two-time USA



Today High School All-American running back Leonard Fournette at St. Augustine, laying the foundation for a consensus All-America performance in 2015 and two All-SEC selections while at LSU before being drafted fourth overall in 2017 by the Jacksonville Jaguars.

Johnson served as offensive coordinator at John F. Kennedy High School and O. Perry Walker High School. He helped direct O. Perry Walker to three straight district championships and the 2002 state championship game while coaching All-American Craig Davis, a first-round selection by the Chargers in 2007 after winning a national championship at LSU, and Mike Wallace, who was taken in the third round in 2009 out of Ole Miss.

A two-time all-conference player at Nicholls State, Johnson led the Colonels in receiving in 1992 and 1993. He totaled 50 receptions for 990 yards and eight touchdowns in those two seasons and also served as a punt returner for Nicholls.

Johnson graduated from Nicholls State in 1995 with a bachelor's degree in general education. He and his wife, Akeia, have three children, Jermaine, De'Von and Karaaz.

**DAVID JOHNSON COACHING HISTORY**

2020-	Florida State Running Backs Coach/Recruiting Coordinator
2019	Tennessee Running Backs Coach
2018	Tennessee Wide Receivers Coach
2016-17	Memphis Wide Receivers Coach/Passing Game Coordinator
2012-15	Tulane Running Backs Coach/Tight Ends Coach
2009-11	St. Augustine High School (La.) Head Coach
2005-08	Millsaps College Wide Receivers, Tight Ends, Special Teams Coach/ Recruiting Coordinator
2000-04	O. Perry Walker High School (La.) Offensive Coord./Wide Receivers, Tight Ends Coach
1997-99	John F. Kennedy High School (La.) Offensive Coord./Wide Receivers, Tight Ends Coach



# PATRICK SURTAIN, SR.

## DEFENSIVE BACKS

1st Season at FSU | 1st Season as collegiate coach  
 Hometown: New Orleans, La. | Alma Mater: Southern Miss, 1998  
 Family: wife, Michelle; children, Patrick II, Paris and Parker

Patrick Surtain Sr., an 11-year NFL veteran and long-time South Florida high school coach, was hired as Florida State's defensive backs coach on Jan. 18, 2023.

Surtain joined the Florida State football program after serving as a defensive assistant for the Miami Dolphins in 2022. The Dolphins advanced to the NFL Playoffs for the first time since 2016 and only the third time since 2001. The Dolphins' defense ranked fourth in the league allowing an average of 103.0 rushing yards per game and produced two Pro Bowl selections. In the final three weeks of the regular season, the defense led the NFL in total defense and ranked second in yards per play allowed, rushing defense and yards allowed per rush. The Dolphins held the New York Jets to six points in a final-week victory that clinched the playoff berth. In The AFC Wild Card round at Buffalo, the Dolphins registered a franchise playoff-record seven sacks and grabbed three takeaways.



He spent the previous nine seasons, including six as head coach, at American Heritage High School in Plantation, Florida, and was named the 2020 High School Football America National Coach of the Year. He led the Patriots to three state championships and a 65-10 overall record in his six seasons as head coach while developing numerous Division I players and NFL Draft picks, including Brian Burns who was the 16th overall selection in the 2019 NFL Draft after a three-year career at Florida State.

During the 2021 NFL Draft alone, six former Surtain pupils from American Heritage were selected, the second-highest total ever from one high school in a single draft. Cornerback Patrick Surtain II was the ninth overall pick by the Denver Broncos and earned a selection to the Pro Bowl following the 2022 season. Cornerbacks Tyson Campbell and Marco Wilson were taken in the second and fourth rounds, respectively, wide receiver Anthony Schwartz was a third-round selection, defensive tackle Tedarrell Slaton was taken in the fifth round and running back Khalil Herbert was picked in the sixth round.

Surtain played 11 seasons in the NFL, spending seven years with the Dolphins after they drafted him in the second round of the 1998 NFL Draft and four seasons with the Kansas City Chiefs. He was a two-time All-Pro and was selected to the Pro Bowl after the 2002, 2003 and 2004 seasons. Additionally, he was named the 2002 NFL Alumni Association's Defensive Back of the Year. For his career, he appeared in 163 games with 131 starts and recorded 547 tackles, including 435 solo stops, with 26.0 tackles for loss, 37 interceptions, eight forced fumbles and eight fumble recoveries. His 29 interceptions with the Dolphins are tied for fourth in franchise history.



Surtain, who played four years at Southern Miss, was a second-team All-American and the Conference USA Defensive Player of the Year in 1997 and a first-team all-conference selection in 1996 and 1997. His 16 interceptions and 31 pass breakups rank third and fourth, respectively, on the school's career lists. He was a 2011 inductee into the Southern Miss Hall of Fame, was named to the Senior Bowl Hall of Fame in 2021 and inducted into the Mississippi Sports Hall of Fame in 2023.

Originally from New Orleans, Surtain earned his bachelor's degree in coaching and sports administration from Southern Miss in 1998. He and his wife, Michelle, have three children, Patrick II, Paris and Parker.

**PATRICK SURTAIN SR. COACHING HISTORY**

2023-	Florida State Defensive Backs Coach
2022	Miami Dolphins Defensive Assistant
2016-21	American Heritage School (Fla.) Head Coach
2015	American Heritage School (Fla.) Defensive Coordinator
2016-21	American Heritage School (Fla.) Defensive Backs Coach



# TONY TOKARZ

## QUARTERBACKS

**4th Season at FSU | 12th Season as collegiate coach**  
**Hometown: Worcester, Mass. | Alma Mater: Worcester State, 2012**  
**Family: wife, Emily; son, Bo**

Tony Tokarz is in his fourth season on FSU's staff and second as quarterbacks coach in 2023.

In 2022, Tokarz's quarterbacks directed one of the most explosive offenses in the nation while helping lead FSU to a 10-3 record and a final ranking of No. 10 in the Coaches Poll and No. 11 in the AP Top 25. Florida State led the nation with its average of 7.46 plays of 20-plus yards per game, the program's highest season average since the 2013 national championship, and was third in the country with an explosive play rate of 17.15 percent. The Seminoles were one of two teams nationally to average at least 270 passing yards and at least 210 rushing yards per game in 2022. FSU also tied for the national lead with eight touchdown drives of 90-plus yards, and its 16 touchdown drives of 80-plus yards were third-most in the country.

The Seminoles led the ACC in third-down offense, yards gained per pass, yards gained per play, yards gained per rush, total offense per game, yards per completion, rushing offense per game and scoring offense per game. Florida State was the first team to lead the ACC in scoring offense and total offense in the same season since 2019 and was one of two teams nationally to lead its conference in yards per rush, yards per pass and yards per play in 2022.

During his first season leading the quarterbacks, Tokarz oversaw the continued development of starter Jordan Travis among the nation's elite while continuing to grow depth in the room. Travis was PFF's highest-graded quarterback in the nation and highest-graded offensive player in the ACC after passing for 3,214 yards with 24 touchdowns and only five interceptions while adding 417 yards and seven touchdowns rushing plus one receiving score. Travis, whose 32 total touchdowns were third-most in a season in FSU history, became the only Florida State player with 20 touchdown passes and seven rushing scores in one season.

Travis, who was named second-team All-ACC, joined Heisman Trophy winners Charlie Ward, Chris Weinke and Jameis Winston as the only FSU players with at least 3,000 total yards and 30 total touchdowns in a season. His 3,631 yards of total offense was the fifth-highest single-season total in FSU history, while his passing yards total was seventh and passing touchdowns were 10th. Travis led the ACC in yards per play, yards per pass attempt, yards per completion and pass efficiency rating. His average of 8.35 yards per play was third in the country, while his 9.10 yards per pass attempt was fifth nationally and his 14.22 yards per completion ranked eighth.

Travis peaked in his final appearance of the season, totaling an FSU bowl-record 468 yards of total offense in the Cheez-It Bowl victory over Oklahoma while garnering MVP honors. He completed a career-best 27 passes for a career-high 418 yards and two touchdowns and added 50 yards on seven rushes. Travis was only the fifth player in records dating back to 2000, and first since LSU's Joe Burrow in the CFP National Championship Game, to have 400 yards passing and 50 yards rushing in a bowl game. Travis also ended the regular season with a program-record streak of six consecutive games accounting for at least three touchdowns.

Redshirt sophomore Tate Rodemaker and true freshman AJ Duffy benefited from Tokarz's tutelage as well. Rodemaker led a second-half comeback at Louisville after Travis was forced from the game due to injury and was 6-for-10 passing for 109 yards and two touchdowns, including the game-winning score in the fourth quarter. In that game, Travis and Rodemaker became the first pair of FSU teammates with at least 100 yards passing and two touchdowns in the same game since 2005. Duffy played in three games and threw his first collegiate touchdown pass during FSU's 49-17 win over Louisiana.

Tokarz, who was FSU's senior analyst on offense for the 2020 and 2021 seasons, has 12 years of collegiate coaching experience. He has been on head coach Mike Norvell's staff for the last six years and, in addition to his time coaching quarterbacks, also has experience coaching wide receivers and tight ends.



Tokarz spent three seasons at Memphis with Norvell, serving as tight ends coach in 2019 after spending the 2017 and 2018 seasons as a graduate assistant. The 2019 team won a school-record 12 games and the program's first outright conference championship since 1969. The Tigers ranked eighth in the nation with an average of 40.5 points per game and with an average of 6.90 yards per play. Their team passing efficiency of 167.41 and average of 14.91 yards per completion were both 10th in the country.

In 2018, Tokarz worked with running backs as Memphis had the country's fourth-best rushing offense with an average of 279.9 yards per game behind a school-record 3,919 total rushing yards and 48 touchdowns. It was the first season in Memphis history with two 1,000-yard rushers, led by Doak Walker Award finalist and unanimous All-American Darrell Henderson. Henderson broke the NCAA record with an average of 8.22 yards per carry, and his 2018 average of 8.92 yards per carry was the highest for a season with a minimum of 200 carries in records dating back to 2000. The Tigers ranked fourth in the country with an average of 523.1 yards per game and 7.12 yards per play while also ranking seventh with an average of 42.9 points per game.

The 2017 team averaged 45.5 points per game, the second-highest average in the country, and ranked fourth in the NCAA with 523.1 yards per game and 7.35 yards per play. The team passing efficiency rating of 160.15 was sixth in the nation, and their average of 335.0 passing yards per game ranked seventh.

Tokarz began his coaching career in 2012 at Anna Maria College, where he coached wide receivers and helped the program tie a single-season wins record that stood until 2021. He tutored Domenique Concepcion to first-team all-conference honors in a season that included breaking single-game school records with 17 receptions, 236 receiving yards and three touchdowns, single-season records with 72 receptions and 848 receiving yards, and the program's all-time career records with 213 receptions, 2,585 receiving yards, 21 receiving touchdowns and an average of 5.46 catches per game.

Tokarz then moved to Stonehill College, where he coached wide receivers and worked with quarterbacks in 2013. That year, the Skyhawks posted their best record since 1996 and earned a share of the regular-season conference championship for the first time in program history. Wide receiver Nate Robitaille broke Stonehill single-season records with 91 receptions, 1,229 receiving yards and an average of 8.3 receptions per game while tying the single-season record with 13 receiving touchdowns.

Tokarz spent the 2014 and 2015 seasons at Memphis, working with the quarterbacks in 2015 and secondary in 2014. In 2015, the Tigers won nine games behind an offense that ranked 11th in the country in scoring and eighth in third-down conversion percentage. Tokarz worked with Paxton Lynch, who was a first-team All-AAC honoree as well as a finalist for the Manning Award and Johnny Unitas Golden Arm Award after breaking program records for passing yards, passing touchdowns and 300-yard passing games. He ranked 11th in the nation in passing efficiency, 12th in completion percentage, 16th in passing yards and 19th in passing touchdowns. Lynch went on to be selected 26th overall in the first round of the 2016 NFL Draft by the Denver Broncos.

The 2014 team won 10 games, the program's most in a regular season since 1963, and earned a share of the AAC conference championship. The defense ranked third nationally in red zone defense and ranked ninth in the country in total takeaways. Memphis also was third in the conference and top-25 nationally in scoring defense, rushing defense, passing efficiency defense, third-down defense, interceptions and fumble recoveries.



In 2016, he returned to Stonehill College as the passing game coordinator, quarterbacks coach and recruiting coordinator. That season, freshman Andrew Jamiel matched Robitaille's single-season program record with 91 receptions and broke the receptions-per-game record with an NCAA Division II-best 9.1 catches per game. He also twice broke Robitaille's single-game receptions record by posting 16 receptions in week two before breaking his mark with 18 catches for 169 yards and two touchdowns five weeks later in the Division II Football Showcase. Jamiel was named the conference's Rookie of the Year, Stonehill's first offensive player to earn conference rookie of the year honors, and headlined three all-conference selections on offense for the Skyhawks.

Tokarz was a three-year starting quarterback at Worcester State and left as the program's all-time leader in rushing yards by a quarterback while also ranking second in career touchdown passes and fourth in career passing yards. He was a first-team all-conference performer in 2011 when he led the Lancers to an 8-3 record, the program's most wins since 2003, and an appearance in the ECAC Northwest Bowl to cap his senior season.

Tokarz earned his bachelor's degree in history from Worcester State in 2012. He is married to the former Emily Williams, and they have one son.

**TONY TOKARZ COACHING HISTORY**

2022-	Florida State Quarterbacks Coach
2020-21	Florida State Senior Analyst (Offense)
2019	Memphis Tight Ends Coach
2017-18	Memphis Graduate Assistant
2016	Stonehill College Passing Game Coordinator/Quarterbacks Coach/ Recruiting Coordinator
2015	Memphis Graduate Assistant
2014	Memphis Defense Staff Assistant
2013	Stonehill College Wide Receivers Coach
2012	Anna Maria College Wide Receivers Coach



**BRUCE WARWICK**  
 Associate AD for Football  
 4th Season at FSU  
 Alma Mater: Columbia College  
 Family: wife, Debra; sons, Alexander, Joseph and Jacob

Bruce Warwick was named Florida State football's chief of staff on Dec. 28, 2019, and promoted to Associate Athletics Director for Football on Jan. 31, 2022.

In his role, Warwick is on the athletic department's leadership team while coordinating all aspects of the program's administrative impact and influence. He also works closely with the coaching, recruiting, operations, academics and communications staffs.

Warwick came to Florida State after spending the previous eight seasons as director of operations for the Rams following three years as assistant to the head coach, working from 2009-15 in St. Louis and then relocating with the team to Los Angeles from 2016-19. He led the organization's operations related to the move as he was responsible for all logistical operations and execution for players, coaches and front office staff. The move included building four fully operational team facilities in addition to two business operation sites and insuring all daily operational and technical needs were addressed as well as all NFL gameday requirements were met.

With the Rams, he worked for three different head coaches and was in charge of travel operations and organizing training camps as well as overseeing construction at Los Angeles Memorial Coliseum. The Rams won two straight NFC West division titles and in 2018 advanced to Super Bowl LIII after a 13-win regular season.

Warwick served as the assistant athletic director for football operations at the University of Tennessee in 2007 and 2008, helping the Volunteers reach the 2007 SEC Championship Game and finish the year with 10 wins after defeating No. 18 Wisconsin in the Outback Bowl. In 2006 he was Duke's director of player personnel. In that role, he was heavily involved in recruiting efforts while serving as the program's liaison for academic support, community relations, ACC officials, computer technology and the Iron Dukes, a fund-raising arm of the athletics department.

From 2000-05, Warwick was the assistant to the general manager and director of football administration with the Green Bay Packers. In his six seasons with the Packers, he oversaw staff in strength, video, training room, equipment and player programs as well as managed the team's annual training camp and mini-camps. Additionally, he was responsible for all coaching and personnel staff contracts, new hires and the minority internship program while also serving as a liaison to the NFL office and NFL officials.

Warwick began his career at Syracuse, where was a football administrative graduate assistant in 1991. He returned to be the Orange's director of football operations from 1996-99, helping Syracuse win three straight Big East championships from 1996-98. In between stints at Syracuse, he worked in football operations at Maryland for two seasons and was Clemson's assistant athletic director for football management from 1994-95.

Warwick earned his bachelor's degree in business administration from Columbia College in 1989 and completed his master's in sport management from the U.S. Sports Academy in 1993. He and his wife, Debra, have three sons, Alexander, Joseph and Jacob.



**JOSH STORMS**  
 Director of Football Strength & Conditioning  
 4th Season at FSU  
 Alma Mater: South Dakota  
 Family: wife, Darcy; son, Colt

Josh Storms was named Florida State's director of strength and conditioning on Dec. 28, 2019, and is in his fourth season with the program in 2023.

Storms earned Master Strength and Conditioning Coach distinction, the highest honor given in the strength and conditioning coaches profession, by the Collegiate Strength and Conditioning Coaches Association (CSCCa) in 2018. Certified through both the CSCCa and National Strength and Conditioning Association, he was the strength coach for Memphis football from 2016-19 after working with football for 11 years on the sports performance staff at Arizona State.

Storms has worked with Norvell each of his eight seasons as a head coach, playing an integral role in the development and continued rise of the FSU and Memphis football programs. In their seven years together at FSU and Memphis, they have compiled a 56-31 overall record and in 2019 earned Memphis' first outright conference championship since 1969. Storms' strength program has helped lay the foundation for Norvell to put together a 20-5 career record in November, including a 4-0 mark in the final month of the 2022 regular season.

Memphis was one of three FBS teams, along with Ohio State and Oklahoma, that have ranked in the top-15 nationally in scoring offense each of the last four years. The Tigers shined on special teams, with an NCAA-best 11 kickoff return touchdowns from 2016-19, and wreaked havoc on defense, forcing 100 total takeaways and averaging 6.8 tackles for loss per game.

Storms spent 2005-15 at Arizona State, including his last four years with Norvell as the Sun Devils' offensive coordinator. Storms helped develop student-athletes who participated in a school-record five straight bowl games covering his final five seasons in Tempe.

In the four seasons Norvell and Storms worked together at ASU, the Sun Devils averaged 38.1 points per game and scored nearly 2,000 points. Over that same four-year span, Arizona State's 13 interception return touchdowns and 16 defensive touchdowns were the most in the country.

Storms joined the Arizona State staff after two years as an assistant strength coach at UNLV. He spent 2001 as a seasonal assistant strength coach with the Minnesota Vikings.

Storms played tight end at the University of South Dakota and earned his bachelor's degree in recreation in 2001. He completed his master's of education in curriculum and instruction from Arizona State in 2006.

Storms and his wife, Darcy, have a son, Colt.



**DARRICK YRAY**  
**General Manager of Personnel**  
 2nd Season at FSU  
 Alma Mater: Fresno State  
 Family: wife, Minda; son, Kyran

Darrick Yray (pronounced Ray) was named Florida State's general manager of personnel on Feb. 7, 2022.

Yray joined Florida State after seven years at Oregon State, most recently as director of player personnel. He also served as director of recruiting operations, coordinator of on-campus recruiting and assistant director of player personnel for the Beavers. Oregon State's 2022 signing class was the highest-rated nationally for OSU since 2011, and the 2021 team produced 17 All-Pac-12 recognitions, the program's most since 2008, while advancing to a bowl game for the first time since 2013.

He was responsible for managing all aspects of Oregon State's recruiting operation, including identifying potential student-athletes and scheduling official and unofficial visits to campus, while also serving as the Beavers' pro liaison.

Prior to his time in Corvallis, Yray spent four years as an offensive assistant and three as assistant director of football operations at Fresno State. He was the pro liaison with the Bulldogs along with his recruiting, team travel, player personnel and other operations duties. As an offensive assistant, he was tasked with preparing scouting reports, charts, film breakdown, academics and special teams. In 2010, Yray was a guest coach with the CFL's Saskatchewan Roughriders working with special teams and the defensive line.

Yray earned his bachelor's degree in communications from Fresno State in 2011 and completed his master's degree in kinesiology at Fresno State in 2013. He is married to Minda McCullough, and the couple has a son, Kyran.



**JEFF KUPPER**  
**Director of Player Development & Operations**  
 4th Season at FSU  
 Alma Mater: Texas  
 Family: wife, Lindsay; daughters, Ruby-Wayne and Jennings

Jeff Kupper is in his fourth season with the Seminoles in 2023. He was announced as Florida State's director of player development and operations on Jan. 6, 2020.

Kupper came to Tallahassee following 10 seasons as the director of operations at Memphis. In that role, he was responsible for many administrative duties, including team travel, camps and community service as well as budget management, fundraising, gameday event operations, facility design and construction. He also handled football events such as team banquets, booster club functions and women's clinic and was instrumental in daily communication with student-athletes regarding practice schedules and team meetings.

Prior to his time at Memphis, Kupper spent five years as assistant athletics director of football operations and special projects at Columbia. He was involved with football marketing, development, compliance, equipment and facility operations while also overseeing quality control for game day events and arranging all staff and team travel, both in and out of season. Kupper joined Columbia in August 2005 from Ohio University, where he was a facilities and equipment graduate assistant from 2003-05.

As an undergraduate at the University of Texas, Kupper earned three letters as a student football equipment manager. During his time in Austin, he was involved in logistical support for three Cotton Bowls and two Holiday Bowls.

Kupper was a three-time recipient of the Darrel K. Royal Scholarship Award and the Glen Swenson Award, both presented to an outstanding equipment manager. He spent four consecutive semesters on the Athletics Director's Honor Roll.

The Odessa, Texas, native graduated from Texas in 2002 with a bachelor's degree in religious studies. He earned a master's of business administration and a master's of sports administration and facility management from Ohio.

Kupper and his wife, Lindsay, have two daughters, Ruby-Wayne and Jennings.

# SUPPORT STAFF



**GUY LEMONIER, JR.**  
Graduate Assistant  
Offense



**MALIK SLATER**  
Graduate Assistant  
Defense



**COOPER WILLIAMS**  
Graduate Assistant  
Offense



**ANDREW WILSON**  
Graduate Assistant  
Defense



**LANIER COLEMAN**  
Deputy Director of Football  
Strength and Conditioning



**TOM FARNIOK**  
Associate Dir. of Football  
Strength and Conditioning



**NICK DOWDY**  
Senior Assistant Strength  
and Conditioning Coach



**DARRION JONES**  
Assistant Strength and  
Conditioning Coach



**JACKSON SCHAFER**  
Director of Sports Science



**SHANE BURNHAM**  
Senior Analyst  
Defense



**GABE FERTITTA**  
Senior Analyst  
Offense



**GREG MOSS**  
Senior Analyst  
Defense



**AUSTIN TUCKER**  
Senior Analyst  
Offense



**CARTER BARFIELD**  
Analyst  
Special Teams



**ANTONIO RODRIGUEZ**  
Analyst  
Defense



**NICK O'LEARY**  
Student Assistant Coach  
Offense



**ANTHONY MIDGET**  
Volunteer Analyst  
Defense



**JUSTIN CROUSE**  
Director of Scouting  
Defense



**JOHN GARRETT**  
Director of Scouting  
Offense



**RYAN BARTOW**  
Director of  
High School Relations



**GERARD ROSS**  
Assistant Director of  
High School Relations



**CHUCK CANTOR**  
Director of  
Player Personnel



**COREY FULLER**  
Director of  
Football Relations



**MADDY McCORMACK**  
Director of  
Recruiting Operations



**KEIWAN RATLIFF**  
Director of  
Player Relations



**ADAM VAN CLAY**  
Director of Recruiting



**CALVIN BRIDGES IV**  
Director of Creative Media



**MIKE GERZABEK**  
Director of Football Creative  
Video



**GARRETT GOODWIN**  
Coordinator of Creative  
Video



**MITCHELL MILLER**  
Assistant Director of  
Creative Media




# SUPPORT STAFF



**HALEY CARTER**

*Assistant Director of Recruiting Operations*



**JENNA KINKER**

*Coordinator of On-Campus Recruiting*



**JEREMEY SMITH**

*Assistant Director of Player Personnel*



**MICHAEL ZERBE**

*Assistant Director of Player Personnel*



**PRESTON BRADY**

*Coordinator of Operations*



**ISAIAH PHILLIP**

*Coordinator of Player Development*




**CAROL MOORE**

*Executive Assistant Office Manager*



**SCOTT TRULOCK**

*Associate Athletics Director Health and Performance*



**JADEN HAMIL**

*Director of Performance Nutrition*



**JOSH CHATMAN**

*Head Football Athletic Trainer*




**DR. JERRY LATIMER**

*Executive Associate Director of Sports Medicine/ Director of Rehabilitation*



**ALICEA TAYLOR-MEZA**

*Assistant Athletic Trainer*



**ALEX WENDLER**

*Assistant Athletic Trainer*



**DR. KEELY KAKLAMANOS**

*Director of Clinical and Sports Psychology*



**TIM EBENER**

*Sports Psychologist*



**AUSTIN PHILLIPS**

*Director of Coaching Video*



**JASON BAISDEN**

*Assistant Athletics Director Equipment Operations*



**JESSE DEWS**

*Assistant Equipment Manager*



**REGINA JOHNSON**

*Director of Football Academics*



**DIAMOND BROWN**

*Director of Educational Services*



**SYDNEY MARTIN**

*Senior Academic Advisor*



**KENNETH TOWNS**

*Assistant Director Academics*



**CHRIS DENSON**

*Turf Superintendent*



**CLINT PURVIS**

*Advisor*



**REGGIE HUTCHINS**

*FCA Campus Representative*



**JOHN BAGNARDI**

*Team Security*



**GREG WASHINGTON**

*FSU Police*

MEDIA

PREVIEW

TEAM

COACHES

REVIEW

HONORS

PROS

RECORDS

FSU

# ALL-TIME ASSISTANT COACHES

Hugh Adams	1955 (GA), 1956	Eddie Gran	2010-12	Jim "Red" Phillips	1972-73
Jody Allen	2000-01 (GA), 2002-09	Gary Grouwinkel	1975	Donte Pimpleton	2018-19
Chuck Amato	1982-1999, 2007-09	J.E. Gundersheimer	1975 (GA)	Donald "Deek" Pollard	1974-75
Mickey Andrews	1984-2009	Greg Guy	1991 (GA)	Mike Pope	1970 (GA), 1971-74
AJ Antonescu	2017 (GA)	George Haffner	1976-78	Don Powell	1959 (GA), 1964-66
Charlie Armstrong	1948-51	Doug Hafner	1967-68	Andrew Priest	2017 (GA)
Ned Ashton	1976 (GA)	Franklin Hagenbeck	1977-78 (GA)	Bill Proctor	1962 (GA), 1963-65
<b>Alex Atkins</b>	<b>2020-present</b>	<b>Odell Haggins</b>	<b>1994-present</b>	Jeremy Pruitt	2013
Joe Avezzano	1968	Owen Hale	1954	Bill Ragans	1993-95 (GA)
Art Baker	1984	Alonzo Hampton	2018	Vince Ragunas	1953-54
Harlon Barnett	2018-19	Doug Hanlon	1991 (GA)	Jake Reed	2019 (GA)
Ryan Becker	2015-2016 (GA)	Bob Harbison	1948-72, 1974-85	Chris Revell	2013-14 (GA)
Tre' Bell	2021 (GA)	Steve Hardin	1977 (GA)	Barry Rice	1980-82 (GA)
Walt Bell	2018	Jimmy Heggins	1981-82 (GA), 1986-2004	Mark Richt	1985-86 (GA), 1987-88 (VA), 1990-2001
Don Blackwelder	1970	George Helow	2013 (GA)	Gerald Riopelle	1987 (GA)
Monk Bonasorte	1982-83 (GA)	Gene Henderson	1971-73	Antonio Rodriguez	2022 (GA)
Bobby Bowden	1963-65	Dan Henning	1968-70, 1974	Pete Rodriguez	1974-75
Jeff Bowden	1986 (GA), 1994-06	George Henshaw	1976-82	Manrey Saint-Amour	2020 (GA)
Terry Bowden	1982 (GA)	Clark Herman	1992 (GA)	Mark Salva	1990-93 (GA)
Tommy Bowden	1982 (GA)	Jack Hines	1985-86 (GA)	Bob Sanders	1972-73
Joe Bowen	2019-20 (GA)	Pat Hodgson	1971	Randy Sanders	2013-17
Billy Joe Breakhouse	1974	Larry Holton	1972	Neil Schmidt	1964-67
Don Breaux	1966-67	Skip Holtz	1987-88 (GA)	Rick Schachner	1974-75
Tim Brewster	2013-17	Dick Hopkins	1980 (GA)	Jeff Schaum	1985 (GA)
Justin Bright	2014 (GA)	Max Howell	1988 (GA)	Kent Schoolfield	1976-80
Kendal Briles	2019	Greg Hudson	2010-12	Joe Scola	2011-12 (GA)
Mack Brown	1974	Bobby Jackson	1965 (GA), 1966-69	Brad Scott	1984 (GA), 1985-93
Jerry Bruner	1976-78	Don James	1959-65	Billy Sexton	1977 (GA), 1979-06
Slade Buckley	2020-21 (GA)	Bobby Johns	1985 (GA)	<b>Randy Shannon</b>	<b>2022</b>
Terrell Buckley	2009 (GA)	<b>David Johnson</b>	<b>2020-present</b>	Bill Shaw	1972-74 (GA), 1979-81
Wally Burnham	1985-93	Cal Jones	1974-75	Kenneth Shipp	1959
Mark Cala	2019 (GA)	Willie Jones	1988 (GA)	Stan Shiver	1991-92 (GA)
Billy Canty	1971-73	Garin Justice	2008 (GA)	Winston Siegfried	1953-54
Aaron Carter	1984 (GA)	Steve Kalenich	1954 (GA)	<b>Malik Slater</b>	<b>2023 (GA)</b>
Dexter Carter	2007-09	Charles Kelly	2013-17	Steve Sloan	1971
Doug Carter	1984 (GA)	David Kelly	2018-19	Hank Small	1972
Randy Clements	2019	Joe Kines	2000-02	Kirby Smart	2002-03 (GA)
John Coatta	1958-64	Nick Kish	1976-78 (GA), 1979-82	Moyer Smith	1973
John Coatta, Jr.	1984	Fredi Knighten	2018 (GA)	David Snell	1976 (GA)
James Coley	2008-12	Mikhail Kornegay	2010 (GA)	Mark Snyder	2018-19
James Colzie	2004-06 (GA)	Mike Kruczek	1982-83	Mike Spencer	1989-90 (GA)
John Conlin	1972-73	Charlie LaPradd	1956 (GA), 1957-61	Phil Spooner	1970
Al Conover	1966-67 (GA), 1968-70	Brad Lawing	2015-17	David Spurlock	2012-14 (GA)
Lee Corso	1958-59	Clint Ledbetter	1988-89 (GA), 1990-91	David Stallworth	1992 (GA)
Ronnie Cottrell	1989 (GA), 1990-97	<b>Guy Lemonier, Jr.</b>	<b>2021-present (GA)</b>	Jack Stanton	1973, 1976-83
Billy Cox	1970	John Lies	1975 (GA)	Kevin Steele	2003-06
Dameyune Craig	2010-12	John Lilly	1996-97 (GA), 1997-2007	Bob Stinchcomb	1985-86 (GA)
Bill Crutchfield	1964-66	Telly Lockette	2018-19	Mark Sloops	2010-12
Dave Darovec	1975 (GA)	Mike Long	1953-54	Chris St. John	2007-08 (GA)
Marcus Davis	2020 (GA)	Erik Losey	2009 (GA)	Sal Sunseri	2013-2014
Lawrence Dawsey	2007-17	Addison Lynch	2012-14 (GA)	<b>Patrick Surtain Sr.</b>	<b>2023</b>
Frank DeBord	1974-75	Vaughn Mancha	1951-56	Hugh Taylor	1956
Chris Demarest	1998-99 (GA)	Dana Martin	1983-84 (GA)	Mark Thomas	1980 (GA)
John Devlin	1971-72	Chris Marve	2020-21	<b>Chris Thomsen</b>	<b>2020-present</b>
Daryl Dickey	1989 (Vol.), 2001-06	Gene McDowell	1965-66 (GA), 1967-69, 1974-84	<b>Tony Tokarz</b>	<b>2022-present</b>
Kenny Dillingham	2020-21	Wayne McDuffie	1971-72 (GA), 1973, 1983-89	Frank Toomey	1953-56
Jim Donnan	1972-73	Bubba McGowan	1959-63	Rick Trickett	2007-17
<b>Ron Dugans</b>	<b>2006 (GA), 2019-present</b>	John McGregor	1968 (GA), 1969	Travis Trickett	2010 (GA)
John Eason	1981-93	Mark McHale	2005-06	Bob Vogt	1964-67
D.J. Eliot	2010-12	Ken McLean	1951-52, 1963-67	Frank Vohun	1976 (GA)
Sam Elliott	1974	Ken Meyer	1959-62	Will Walls	1959
Ed Feely	1973-74	Jimmy Messinese	1954 (GA)	Tom Wheeler	1991-92 (GA)
Jeff Ferrington	1984 (GA)	Bill Miller	2014-17	Bud Whitehead	1969-70
Jimbo Fisher	2007-09	Pat Milligan	1987-88 (GA)	<b>Cooper Williams</b>	<b>2021-present (GA)</b>
Dick Flowers	1959-62	John Mooney	1975 (GA)	Oscar Williams	1994-95 (GA)
Scott Founlain	1996 (GA)	Roger Mosure	1975 (GA)	<b>Andrew Wilson</b>	<b>2022-present (GA)</b>
Mike Fox	1980 (GA)	Myles Notkin	2015-17 (GA)	David Wilson	1992 (GA)
Greg Frey	2018	Ben Odom	2004-05 (GA)	Eddie Wilson	1975
<b>Adam Fuller</b>	<b>2020-present</b>	Paul Odom	1955 (GA), 1956	Jeremiah Wilson	2015-17 (GA)
Steve Gabbard	1997-99 (GA)	Joe Ostaszewski	2002-03 (GA)	Kyle Wilson	2000-01 (GA)
Dan Gayton	2011-12 (GA)	Mike Owens	1989-90 (GA)	Jason Woodman	2007 (GA)
Joe Gibbs	1967-68	<b>John Papuchis</b>	<b>2020-present</b>	Raymond Woodie	2018-19
Vince Gibson	1956-57 (GA), 1958-63	Bill Parcells	1970-72	Marcus Woodson	2020-22
Jim Gladden	1975 (GA), 1976-2001	Larry Pecatiello	1970	Charlie Wright	1969
Jake Gonos	1980 (GA), 1982	Larry Pendleton	1973-74 (GA), 1975	Gary Wyant	1966 (GA), 1967-69
Jay Graham	2013-17	Jay Perkins	1985-87 (GA)		

Bold – Current Assistant Coaches

## UNIVERSITY ADMINISTRATION



### RICHARD McCULLOUGH University President

Richard McCullough became the 16th president of Florida State University on Aug. 16, 2021, bringing more than 30 years of academic research and leadership experience to the role as well as a commitment to innovation, entrepreneurship, and student success.

President McCullough is focused on building on Florida State University's foundation as a Top 20 public university and pursuing a bold vision for the future.

Since assuming the presidency, he has recruited world-class faculty, staff, and administrators; invested in academic excellence, student success, and faculty and staff; grown the university's research portfolio; encouraged student and faculty entrepreneurial endeavors; cultivated relationships with elected officials and community leaders; enhanced fundraising efforts; and promoted athletic success.

Under McCullough's leadership, the university launched FSU Health — one of the largest and most ambitious projects in Florida State history. This initiative will transform health care delivery, education, and biomedical research in North Florida.

Prior to joining FSU, McCullough had served as vice provost for research and professor of materials science and engineering at Harvard University since 2012. In this role, he oversaw the development, review and implementation of strategies, planning, and policies related to academic research. In addition, he led an office of Foundation and Corporate Engagement and assisted in the oversight of more than 25 interdisciplinary institutes, centers and initiatives across the university.

During his tenure, McCullough successfully built and launched the new Harvard Data Science Initiative, a collaboration between 12 of the university's schools and more than 120 faculty, which led to the creation of three new master's programs and many new undergraduate courses.

McCullough developed and launched a new structural biology program and cryo-electron microscope facility that partners Harvard Medical School with three Boston-area hospitals. He also led the development of a new \$100 million, multi-institution collaboration to build the Advanced Biological Innovation and Manufacturing Center and Facility, known as Landmark Bio, which is a hub for medical research and education, as well as economic and workforce development.

Previously, McCullough spent 22 years at Carnegie Mellon University in Pittsburgh, where he began his academic career as an assistant professor of chemistry in 1990 and became the Thomas Lord Professor of Chemistry in 2009. He was promoted to head of the chemistry department in 1998 and then served as dean of the Mellon College of Science from 2001 to 2007 before becoming the university's vice president for research.

McCullough, who holds multiple patents and is the founder of two companies, has a rich background in entrepreneurship and innovation. At Carnegie Mellon, he developed a vibrant innovation ecosystem, including the Greenlighting Start-ups Initiative that exponentially increased the generation of university spin-out companies and corporate engagement. In 2013, he was elected a fellow of the National Academy of Inventors.

McCullough is the author of numerous peer-reviewed articles and serves on the editorial boards of several academic journals, including *Advanced Materials*. He has been an innovation, entrepreneurship, and technology transfer advisor to Oxford University, Princeton University and Washington University at St. Louis.

A first-generation college student from Mesquite, Texas, McCullough attended Eastfield Community College before earning a bachelor's degree in chemistry from the University of Texas at Dallas in 1982 and a doctoral degree in organic chemistry from Johns Hopkins University in 1988. McCullough also spent two years as a postdoctoral fellow at Columbia University in New York.

He and his wife, Jai Vartikar, have two children, Jason and Dylan, daughter-in-law, Sarah Christian, and two granddaughters, Gladys and Archer.

## 2023-24 FLORIDA STATE BOARD OF TRUSTEES



**PETER COLLINS**  
Chair



**MAXIMO ALVAREZ**



**KATHRYN BALLARD**



**BRIDGETT BIRMINGHAM**



**VIVIAN de las CUEVAS-DIAZ**




**JORGE GONZALEZ**



**JIM W. HENDERSON**



**JACKSON "JACK" HITCHCOCK**



**JUSTIN ROTH**



**DEBORAH SARGEANT**



**BOB SASSER**



**JOHN THIEL**



**DREW WEATHERFORD**

## ATHLETICS ADMINISTRATION



**MICHAEL ALFORD**  
Vice President  
Director of Athletics



**CINDY HARTMANN**  
Deputy Athletics Director  
Administration




**JANEEN LALIK**  
Deputy Athletics Director  
External Operations



**ROSS COBB**  
Senior Associate Athletics  
Director/CFO



**LISA VARYTIMIDIS**  
Senior Associate Athletics  
Director/SWA



**DR. MIKE BRADY**  
Faculty Athletics  
Representative



**TASHA FISHER**  
Associate Athletics Director  
Governance and  
Compliance



**MIGUEL NEGRÓN**  
Associate Athletics Director  
Academics



**STUART PEARCE**  
Associate Athletics Director  
Facilities and Event  
Management




**SCOTT TRULOCK**  
Associate Athletics Director  
Health and Performance



**BRUCE WARWICK**  
Associate Athletics Director  
Football



**ROB WILSON**  
Associate Athletics Director  
Communications



**ELISA ANGELES**  
Assistant Athletics Director  
Sport Performance  
Director of Olympic Sport  
Strength & Conditioning



**JASON BAISDEN**  
Assistant Athletics Director  
Equipment Operations



**JACK CHATHAM**  
Assistant Athletics Director  
Ticket Operations and  
Service




**GRANT ESCUE**  
Assistant Athletics Director  
NIL and Compliance



**CHARLIE HOGAN**  
Assistant Athletics Director  
Academics



**JUSTIN JACOBS**  
Assistant Athletics Director  
Information Technology



**SARAH PETRONIO**  
Assistant Athletics Director  
Student-Athlete  
Development



**TITUS QUEEN**  
Assistant Athletics Director  
Facilities and Event  
Management



**BRYAN SENIOR**  
Assistant Athletics Director  
Business


## SEMINOLE BOOSTERS



**STEPHEN PONDER**  
President and CEO



**DERRIL BEECH**  
Senior VP/Marketing and  
Annual Giving



**KARI TEREZAKIS**  
Senior VP/Stewardship



**BEN ZIERDEN**  
Senior VP/Operations



**CHRIS WILSON**  
Senior VP/Development



**JP SINCLAIR**  
Chief Financial Officer



# REVIEW



# 2022 GAME SUMMARIES

## GAME 1 SATURDAY, AUG. 27, 2022 TALLAHASSEE, FLA.

	<b>7</b>	<b>47</b>	
---	----------	-----------	---

	1	2	3	4	F
Duquesne	0	0	7	0	7
Florida State	20	6	14	7	47

	DUQ	FSU
FIRST DOWNS	11	33
RUSHES-YDS (NET)	30-93	54-406
PASSING YDS (NET)	71	232
Passes Comp-Att-Int	7-17-0	14-22-1
TOTAL OFFENSE PLAYS-YDS	47-164	76-638
Fumble Returns-Yards	0-0	0-0
Punt Returns-Yards	0-0	2-7
Kickoff Returns-Yards	4-54	2-26
Interception Returns-Yards	1-50	0-0
Punts (Number-Avg)	8-37.6	1-52.0
Fumbles-Lost	1-0	1-0
Penalties-Yards	4-29	5-55
Possession Time	24:47	35:13
Third-Down Conversions	1 of 10	5 of 10
Fourth-Down Conversions	0 of 0	1 of 2
Red-Zone Scores-Chances	0-0	7-7
Sacks By: Number-Yards	1-7	1-6

Attendance: 51,207

### RUSHING

FS - Ward 14-127; Benson 11-105; Toafili 13-101; Hill 9-55; Travis 4-11; Duffy 1-5; Rodemaker 2-2  
DUQ - Ware 11-30; Macklin 4-23; Clements 4-16; Lucas 7-13; Mend-ers 2-12; Brown 1-5; Mischler 1-(-6)

### PASSING

FS - Travis 11-15-0; 207, 0 TD; Rodemaker 2-6-1; 15, 0 TD; Duffy 1-1-0; 10, 0 TD  
DUQ - Mischler 7-17-0; 71, 1 TD

### RECEIVING

FS - Poitier 4-84; Pittman 4-44; Spann 3-40; Wilson 1-51; Wil-iamson 1-10; McClain 1-3  
DUQ - Janneh 3-44; Menders 2-8; Lutz 1-12; Brown 1-7



Treshaun Ward

## GAME 2 SUNDAY, SEPT. 4, 2022 NEW ORLEANS, LA.

	<b>24</b>	<b>23</b>	
---	-----------	-----------	--

	1	2	3	4	F
Florida State	0	7	10	7	24
LSU	3	0	7	13	23

	FSU	LSU
FIRST DOWNS	22	25
RUSHES-YDS (NET)	38-132	30-139
PASSING YDS (NET)	260	209
Passes Comp-Att-Int	20-33-0	26-36-0
TOTAL OFFENSE PLAYS-YDS	71-392	66-348
Fumble Returns-Yards	0-0	0-0
Punt Returns-Yards	1-0	2-(-2)
Kickoff Returns-Yards	2-45	2-31
Interception Returns-Yards	0-0	0-0
Punts (Number-Avg)	2-46.0	2-43.5
Fumbles-Lost	1-1	2-2
Penalties-Yards	7-80	4-45
Possession Time	34:06	25:54
Third-Down Conversions	11 of 17	5 of 11
Fourth-Down Conversions	0 of 1	2 of 2
Red-Zone Scores-Chances	2-4	3-4
Sacks By: Number-Yards	4-19	0-0

Attendance: 68,388

### RUSHING

FS - Ward 16-49; Travis 8-31; Spann 2-20; Benson 6-15; Toafili 4-9; Pittman 1-7; Lundy 1-1  
LSU - Daniels 16-114; Cain 7-23; Goodwin 5-14; Williams 1-2; TEAM 1-(-14)

### PASSING

FS - Travis 20-33-0; 260, 2 TD  
LSU - Daniels 26-35-0; 209, 2 TD; TEAM 0-1-0; 0, 0 TD

### RECEIVING

FS - O. Wilson 7-102; J. Wilson 3-60; Pittman 3-45; McDonald 2-23; Spann 2-6; Toafili 1-10; M. Douglas 1-8; Ward 1-6  
LSU - Jenkins 5-46; Thomas 5-44; M. Taylor 5-42; Nabers 5-34; Boutte 2-20; Lacy 1-14; K. Taylor 1-8; Bech 1-5; Goodwin 1-(-4)



Shyheim Brown

## GAME 3 FRIDAY, SEPT. 16, 2022 LOUISVILLE, KY.

	<b>35</b>	<b>31</b>	
---	-----------	-----------	---

	1	2	3	4	F
Florida State	14	0	7	14	35
Louisville	14	7	0	10	31

	FSU	UL
FIRST DOWNS	21	25
RUSHES-YDS (NET)	37-189	44-252
PASSING YDS (NET)	266	243
Passes Comp-Att-Int	19-27-2	21-34-1
TOTAL OFFENSE PLAYS-YDS	64-455	78-495
Fumble Returns-Yards	1-15	0-0
Punt Returns-Yards	2-9	3-14
Kickoff Returns-Yards	1-21	2-33
Interception Returns-Yards	1-0	2-20
Punts (Number-Avg)	4-43.2	5-46.4
Fumbles-Lost	0-0	2-2
Penalties-Yards	6-39	11-81
Possession Time	30:48	29:12
Third-Down Conversions	6 of 14	5 of 14
Fourth-Down Conversions	0 of 0	1 of 2
Red-Zone Scores-Chances	4-7	5-6
Sacks By: Number-Yards	2-16	4-28

Attendance: 46,459

### RUSHING

FS - Ward 10-126; Benson 10-70; Toafili 6-20; Rector 1-0; Pittman 1-(-1); Williamson 1-(-3); TEAM 2-(-5); Rodemaker 4-(-8); Travis 2-(-10)  
UL - Cunningham 17-127; Jordan 17-91; Cooley 10-34

### PASSING

FS - Travis 13-17-1; 157, 2 TD; Rodemaker 6-10-1; 109, 2 TD  
UL - Cunningham 21-34-1; 243, 1 TD

### RECEIVING

FS - J. Wilson 8-149; McDonald 2-45; O. Wilson 2-38; McClain 2-24; Toafili 2-9; Ward 2-(-8); Pittman 1-7; Daniel 1-2  
UL - Smith 5-50; Hudson 4-40; Cooley 4-36; Huggins-Bruce 3-61; Ford 3-15; Wiggins 2-41



Johnny Wilson

MEDIA

PREVIEW

TEAM

COACHES

REVIEW

HONORS

PROS

RECORDS

FSU

# 2022 GAME SUMMARIES

## GAME 4 SATURDAY, SEPT. 24, 2022 TALLAHASSEE, FLA.

**BC** 14      44 **FSU**

	1	2	3	4	F
Boston College	0	0	7	7	14
Florida State	21	10	6	7	44

	BC	FSU
FIRST DOWNS	17	21
RUSHES-YDS (NET)	34-95	35-180
PASSING YDS (NET)	140	350
Passes Comp-Att-Int	18-29-2	19-31-0
TOTAL OFFENSE PLAYS-YDS	63-235	66-530
Fumble Returns-Yards	0-0	0-0
Punt Returns-Yards	0-0	1-18
Kickoff Returns-Yards	0-0	1-93
Interception Returns-Yards	0-0	2-0
Punts (Number-Avg)	7-47.0	2-46.0
Fumbles-Lost	0-0	0-0
Penalties-Yards	4-30	7-59
Possession Time	30:47	29:13
Third-Down Conversions	4 of 13	5 of 12
Fourth-Down Conversions	0 of 0	1 of 3
Red-Zone Scores-Chances	2-2	4-5
Sacks By: Number-Yards	0-0	3-18

Attendance: 79,560

### RUSHING

FS - Benson 10-78; Ward 14-48; Hill 3-17; Travis 1-16; Toafili 4-12; Rodemaker 1-11; TEAM 2-(-2)  
BC - Coleman 5-44; Garwo 9-41; Barfield 7-18; Flowers 1-5; Broome 4-3; Sinkfield 1-0; Williams 1-(-1); Morehead 1-(-3); Jurkovec 5-(-12)

### PASSING

FS - Travis 16-26-0; 321, 1 TD; Rodemaker 3-3-0; 29, 0 TD; Duffy 0-2-0; 0, 0 TD  
BC - Jurkovec 15-23-2; 105, 1 TD; Morehead 3-6-0; 35, 1 TD

### RECEIVING

FS - Williamson 5-98; Pittman 4-45; O. Wilson 3-85; McDonald 2-52; J. Wilson 2-12; Poirier 1-31; McClain 1-21; Benson 1-6  
BC - Flowers 7-45; Tomlin 2-31; Garwo 2-(-2); Witter 1-22; Takacs 1-12; Bond 1-11; Gill 1-9; Broome 1-5; Griffin 1-4; Barfield 1-3



Trey Benson

## GAME 5 SATURDAY, OCT. 1, 2022 TALLAHASSEE, FLA.

**WF** 31      21 **FSU**

	1	2	3	4	F
Wake Forest	7	14	7	3	31
Florida State	7	0	6	8	21

	WF	FSU
FIRST DOWNS	28	21
RUSHES-YDS (NET)	51-171	28-112
PASSING YDS (NET)	234	281
Passes Comp-Att-Int	22-34-0	23-35-0
TOTAL OFFENSE PLAYS-YDS	85-405	63-393
Fumble Returns-Yards	0-0	0-0
Punt Returns-Yards	1-0	1-34
Kickoff Returns-Yards	0-0	4-74
Interception Returns-Yards	0-0	0-0
Punts (Number-Avg)	3-38.3	4-42.2
Fumbles-Lost	0-0	3-1
Penalties-Yards	4-40	11-96
Possession Time	34:32	25:28
Third-Down Conversions	10 of 18	4 of 11
Fourth-Down Conversions	3 of 3	1 of 1
Red-Zone Scores-Chances	5-6	3-4
Sacks By: Number-Yards	1-7	4-31

Attendance: 69,749

### RUSHING

FS - Ward 13-87; Toafili 5-13; Benson 4-10; Travis 6-2  
WF - Ellison 18-114; Turner 20-64; TEAM 2-(-2); Hartman 11-(-5)

### PASSING

FS - Travis 23-35-0; 281, 3 TD  
WF - Hartman 22-34-0; 234, 2 TD

### RECEIVING

FS - J. Wilson 6-85; Pittman 5-85; McDonald 2-31; M. Douglas 2-22; O. Wilson 2-16; Ward 2-14; Benson 2-9; McClain 1-15; Spann 1-4  
WF - Perry 8-91; Williams 4-43; Banks 3-24; Greene 2-29; Bull 2-17; Turner 1-17; Ellison 1-10; Morin 1-3



Mycah Pittman

## GAME 6 SATURDAY, OCT. 8, 2022 RALEIGH, N.C.

**FSU** 17      19 **NCST**

	1	2	3	4	F
Florida State	0	17	0	0	17
NC State	3	0	10	6	19

	FSU	NCST
FIRST DOWNS	15	19
RUSHES-YDS (NET)	28-206	46-182
PASSING YDS (NET)	181	125
Passes Comp-Att-Int	15-30-2	11-23-1
TOTAL OFFENSE PLAYS-YDS	58-387	69-307
Fumble Returns-Yards	0-0	0-0
Punt Returns-Yards	1-51	2-15
Kickoff Returns-Yards	1-13	1-16
Interception Returns-Yards	1-0	2-5
Punts (Number-Avg)	6-37.7	6-40.7
Fumbles-Lost	0-0	0-0
Penalties-Yards	10-100	8-70
Possession Time	26:36	33:24
Third-Down Conversions	5 of 13	2 of 13
Fourth-Down Conversions	0 of 2	0 of 1
Red-Zone Scores-Chances	2-2	4-4
Sacks By: Number-Yards	2-12	1-10

Attendance: 56,919

### RUSHING

FS - Travis 7-108; Ward 5-51; Benson 6-25; Toafili 10-22  
NCST - Houston 24-90; Chambers 7-39; Sumo-Karngbaye 8-37; Mimms 3-21; Jones 1-1; Leary 2-(-1); TEAM 1-(-5)

### PASSING

FS - Travis 15-30-2; 181, 1 TD  
NCST - Leary 10-21-1; 130, 1 TD; Chambers 0-1-0; 0, 0 TD; Thomas 1-1-0; -5, 0 TD

### RECEIVING

FS - O. Wilson 4-57; Pittman 4-34; Toafili 3-24; J. Wilson 2-60; Benson 2-6  
NCST - Sumo-Karngbaye 3-18; Houston 2-41; Jones 2-19; Lesane 1-25; Carter 1-23; Seabrough 1-4; Chambers 1-(-5)



Tatum Bethune

MEDIA

PREVIEW

TEAM

COACHES

REVIEW

HONORS

PROS

RECORDS

FSU

# 2022 GAME SUMMARIES

**GAME 7**  
SATURDAY, OCT. 15, 2022  
TALLAHASSEE, FLA.

 **34** **28** 

	1	2	3	4	F
Clemson	7	17	10	0	34
Florida State	7	7	0	14	28

	CU	FSU
FIRST DOWNS	18	28
RUSHES-YDS (NET)	44-167	34-206
PASSING YDS (NET)	203	254
Passes Comp-Att-Int	15-23-0	24-42-0
TOTAL OFFENSE PLAYS-YDS	67-370	76-460
Fumble Returns-Yards	0-0	0-0
Punt Returns-Yards	0-0	2-30
Kickoff Returns-Yards	1-69	1-14
Interception Returns-Yards	0-0	0-0
Punts (Number-Avg)	4-45.8	2-38.5
Fumbles-Lost	0-0	1-1
Penalties-Yards	8-72	3-17
Possession Time	31:14	28:46
Third-Down Conversions	9 of 17	7 of 13
Fourth-Down Conversions	1 of 1	1 of 4
Red-Zone Scores-Chances	3-3	3-4
Sacks By: Number-Yards	2-21	3-12

Attendance: 71,098

**RUSHING**

FS - Benson 7-69; Toafili 11-68; Travis 14-64; Rector 1-4; Lundy 1-1  
CU - Shipley 20-121; Mafah 6-27; Uiagalelei 14-26; Williams 1-0; TEAM 3(-7)

**PASSING**

FS - Travis 24-42-0; 254, 2 TD  
CU - Uiagalelei 15-23-0; 203, 3 TD

**RECEIVING**

FS - J. Wilson 6-75; Toafili 6-45; McDonald 4-19; M. Douglas 2-52; McClain 2-28; Poitier 1-25; Pittman 1-6; J. Douglas 1-6; O. Wilson 1(-2)  
CU - Shipley 6-48; Mafah 3-13; Williams 2-76; Allen 2-40; Ngata 1-19; Briningstool 1-7



Jordan Travis

**GAME 8**  
SATURDAY, OCT. 29, 2022  
TALLAHASSEE, FLA.

 **16** **41** 

	1	2	3	4	F
Georgia Tech	3	0	7	6	16
Florida State	7	17	7	10	41

	GT	FSU
FIRST DOWNS	16	32
RUSHES-YDS (NET)	30-66	43-246
PASSING YDS (NET)	198	396
Passes Comp-Att-Int	20-31-0	24-39-0
TOTAL OFFENSE PLAYS-YDS	61-264	82-642
Fumble Returns-Yards	1-71	0-0
Punt Returns-Yards	0-0	2-23
Kickoff Returns-Yards	0-0	2-36
Interception Returns-Yards	0-0	0-0
Punts (Number-Avg)	7-38.0	0-0.0
Fumbles-Lost	1-0	3-2
Penalties-Yards	9-107	13-104
Possession Time	25:07	34:53
Third-Down Conversions	2 of 13	9 of 15
Fourth-Down Conversions	2 of 3	1 of 2
Red-Zone Scores-Chances	2-3	4-5
Sacks By: Number-Yards	1-7	4-27

Attendance: 61,007

**RUSHING**

FS - Benson 18-111; Toafili 13-70; Hill 6-41; Campbell 3-23; McClain 1-6; Pittman 1-2; Travis 1(-7)  
GT - Hall 10-45; Smith 7-16; McCollum 1-14; Gibson 2(-4); Pyron 10(-5)

**PASSING**

FS - Travis 24-38-0; 396, 3 TD; TEAM 0-1-0; 0, 0 TD  
GT - Pyron 18-28-0; 198, 1 TD; Gibson 2-3-0; 0, 0 TD

**RECEIVING**

FS - L. Toafili 5-84; J. Douglas 4-63; J. Wilson 3-111; McDonald 3-39; Pittman 3-22; Poitier 2-32; O. Wilson 1-24; Benson 1-10; Daniel 1-6; McClain 1-5  
GT - McCollum 5-41; Jenkins 3-66; Leonard 3-18; Harris 2-21; Smith 2-8; Hall 2-0; Carter 1-19; Rutherford 1-14; Benson 1-11



Lawrance Toafili

**GAME 9**  
SATURDAY, NOV. 5, 2022  
MIAMI GARDENS, FLA.

 **45** **3** 

	1	2	3	4	F
Florida State	14	17	0	14	45
Miami	3	0	0	0	3

	FSU	UM
FIRST DOWNS	22	13
RUSHES-YDS (NET)	49-229	33-126
PASSING YDS (NET)	225	62
Passes Comp-Att-Int	13-16-1	10-19-2
TOTAL OFFENSE PLAYS-YDS	65-454	52-188
Fumble Returns-Yards	2-10	0-0
Punt Returns-Yards	1-6	0-0
Kickoff Returns-Yards	0-0	2-37
Interception Returns-Yards	2-10	1-0
Punts (Number-Avg)	3-41.3	6-47.0
Fumbles-Lost	0-0	2-2
Penalties-Yards	4-40	9-72
Possession Time	31:59	28:01
Third-Down Conversions	6 of 11	4 of 13
Fourth-Down Conversions	1 of 1	0 of 0
Red-Zone Scores-Chances	6-6	0-1
Sacks By: Number-Yards	3-29	3-28

Attendance: 66,200

**RUSHING**

FS - Benson 15-128; Toafili 14-52; Campbell 8-28; Rodemaker 2-17; Travis 7-10; Spann 1(-2); TEAM 2(-4)  
UM - Brown 13-64; Knighton 4-60; Parrish 6-14; Franklin 3-8; Stanley 2-5; Garcia 2-3; Walden 1-2; Van Dyke 1(-7); TEAM 1(-23)

**PASSING**

FS - Travis 10-12-1; 202, 3 TD; Rodemaker 3-4-0; 23, 0 TD  
UM - Brown 5-9-1; 37, 0 TD; Van Dyke 4-8-0; 24, 0 TD; Garcia 1-2-1; 1, 0 TD

**RECEIVING**

FS - Toafili 3-75; J. Wilson 2-22; O. Wilson 1-56; Benson 1-25; M. Douglas 1-14; Courtney 1-12; McDonald 1-8; Spann 1-8; Campbell 1-3; Lundy 1-2  
UM - Restrepo 2-25; Parrish 2-8; Young 2-6; Smith 2-5; George 1-11; Knighton 1-7



Jared Verse

MEDIA

PREVIEW

TEAM

COACHES

REVIEW

HONORS

PROS

RECORDS

FSU



# 2022 GAME SUMMARIES

## GAME 10 SATURDAY, NOV. 12, 2022 SYRACUSE, N.Y.



	1	2	3	4	F
Florida State	14	10	14	0	38
Syracuse	0	3	0	0	3

	FSU	SU
FIRST DOWNS	25	9
RUSHES-YDS (NET)	40-230	31-95
PASSING YDS (NET)	190	65
Passes Comp-Att-Int	25-31-0	6-17-1
TOTAL OFFENSE PLAYS-YDS	71-420	48-160
Fumble Returns-Yards	0-0	0-0
Punt Returns-Yards	5-35	0-0
Kickoff Returns-Yards	0-0	0-0
Interception Returns-Yards	1-0	0-0
Punts (Number-Avg)	3-40.3	8-41.5
Fumbles-Lost	2-1	2-0
Penalties-Yards	8-75	10-72
Possession Time	36:11	23:49
Third-Down Conversions	3 of 9	1 of 11
Fourth-Down Conversions	1 of 2	0 of 0
Red-Zone Scores-Chances	5-5	1-2
Sacks By: Number-Yards	3-22	3-19

Attendance: 45,213

### RUSHING

FS - Benson 18-163; Travis 5-21; Pittman 1-15; Campbell 5-14; Ward 5-13; Toafili 4-9; Spann 1-3; Rodemaker 1-(-8)  
SU - Tucker 14-52; Allen 6-38; Rio-Wilson 1-7; Shrader 10-(-2)

### PASSING

FS - Travis 21-23-0; 155, 3 TD; Rodemaker 3-7-0; 33, 0 TD; Rector 1-1-0; 2, 1 TD  
SU - Shrader 6-16-0; 65, 0 TD; Rio-Wilson 0-1-1; 0, 0 TD


### RECEIVING

FS - McClain 4-26; J. Douglas 3-43; Pittman 3-17; Poitier 2-29; McDonald 2-19; M. Douglas 2-17; O. Wilson 2-3; Benson 2-3; Toafili 2-(-1); J. Wilson 1-24; Spann 1-6; Travis 1-2  
SU - Alford 2-23; Gadsden II 1-29; Pena 1-10; Cooper 1-4; Tucker 1-(-1)



Jordan Travis

## GAME 11 SATURDAY, NOV. 19, 2022 TALLAHASSEE, FLA.



	1	2	3	4	F
Louisiana	0	3	0	14	17
Florida State	21	14	14	0	49

	UL	FSU
FIRST DOWNS	18	23
RUSHES-YDS (NET)	35-132	45-251
PASSING YDS (NET)	159	189
Passes Comp-Att-Int	19-36-0	13-21-0
TOTAL OFFENSE PLAYS-YDS	71-291	66-440
Fumble Returns-Yards	0-0	0-0
Punt Returns-Yards	1-5	1-7
Kickoff Returns-Yards	5-84	0-0
Interception Returns-Yards	0-0	0-0
Punts (Number-Avg)	5-44.2	3-38.0
Fumbles-Lost	1-1	2-0
Penalties-Yards	8-60	4-40
Possession Time	29:16	30:44
Third-Down Conversions	4 of 14	11 of 15
Fourth-Down Conversions	2 of 4	0 of 1
Red-Zone Scores-Chances	3-3	6-6
Sacks By: Number-Yards	0-0	4-19

Attendance: 58,597

### RUSHING

FS - Benson 16-80; Toafili 4-46; Travis 5-38; Ward 4-37; Hill 9-31; Pittman 2-10; J. Douglas 1-8; Spann 1-7; Campbell 2-(-1); English 1-(-5)  
UL - Washington 10-57; Williams 10-40; Smith 6-24; Fields 8-9; Chriss 1-2

### PASSING

FS - Travis 9-14-0; 112, 1 TD; Duffy 1-4-0; 16, 1 TD; English 2-2-0; 16, 0 TD; Rodemaker 1-1-0; 45, 0 TD  
UL - Fields 19-36-0; 159, 1 TD

### RECEIVING

FS - M. Douglas 2-27; McClain 2-26; Roussos 2-16; Poitier 1-45; McDonald 1-32; Toafili 1-20; O. Wilson 1-11; Ward 1-7; J. Douglas 1-4; Benson 1-1  
UL - Jefferson 6-60; Stephens 3-35; LeBlanc 3-12; Migl 2-4; Bell 1-30; Johnson 1-10; Carter 1-5; Fleming 1-3; Williams 1-0



DJ Lundy

## GAME 12 FRIDAY, NOV. 25, 2022 TALLAHASSEE, FLA.



	1	2	3	4	F
Florida	14	10	0	14	38
Florida State	14	7	17	7	45

	UF	FSU
FIRST DOWNS	22	26
RUSHES-YDS (NET)	46-262	44-227
PASSING YDS (NET)	198	270
Passes Comp-Att-Int	9-27-1	13-30-1
TOTAL OFFENSE PLAYS-YDS	73-460	74-497
Fumble Returns-Yards	0-0	0-0
Punt Returns-Yards	2-17	2-7
Kickoff Returns-Yards	3-87	0-0
Interception Returns-Yards	0-0	1-0
Punts (Number-Avg)	3-46.3	2-47.0
Fumbles-Lost	0-0	2-1
Penalties-Yards	10-91	6-38
Possession Time	29:53	30:07
Third-Down Conversions	8 of 16	9 of 16
Fourth-Down Conversions	1 of 3	1 of 2
Red-Zone Scores-Chances	2-2	5-6
Sacks By: Number-Yards	2-9	1-1

Attendance: 79,560

### RUSHING

FS - Benson 20-111; Travis 15-83; Toafili 4-25; Ward 4-9; TEAM 1-(-1)  
UF - Etienne 17-129; Johnson 17-85; Richardson 10-41; Kitna 1-6; Pearsall 1-1

### PASSING

FS - Travis 13-30-0; 270, 1 TD  
UF - Richardson 9-27-1; 198, 3 TD

### RECEIVING

FS - Poitier 3-37; Benson 2-51; J. Wilson 2-46; McDonald 2-44; McClain 1-44; O. Wilson 1-29; Pittman 1-12; Daniel 1-7  
UF - Pearsall 5-148; Odom 3-39; Zanders 1-11



Jarrian Jones

# 2022 GAME SUMMARIES

**CHEEZ-IT BOWL**  
**DECEMBER 29, 2022**  
**ORLANDO, FLA.**

	<b>32</b>	<b>35</b>	
---	-----------	-----------	---

**SCORE BY QUARTERS**

	1	2	3	4	F
Oklahoma	7	10	0	15	32
Florida State	3	8	7	17	35

**SCORING SUMMARY**

FSU	Fitzgerald 23 yd field goal, 11:26
OU	Farooq 22 yd pass from Gabriel (Schmit kick), 7:01
OU	Gabriel 8 yd run (Schmit kick), 14:31
FSU	O. Wilson 16 yd pass from Travis (Courtney pass from Rector), 7:18
OU	Schmit 41 yd field goal, 0:15
FSU	Ward 1 yd run (Fitzgerald kick), 5:33
OU	Sawchuk 15 yd run (Willis pass from Gabriel), 13:22
FSU	Ward 38 yd run (Fitzgerald kick), 11:05
FSU	M. Douglas 17 yd pass from Travis (Fitzgerald kick), 7:22
OU	Barnes 12 yd run (Schmit kick), 3:37
FSU	Fitzgerald 32 yd field goal, 0:55

**TEAM STATISTICS**

	OU	FSU
First Downs	27	26
Rushes-Yards	60-253	34-169
Passing	243	418
Comp-Att-Int	14-24-0	27-38-1
Total Offense Plays-Yards	84-496	72-587
Fumble Returns-Yards	0-0	0-0
Punt Returns-Yards	1-23	0-0
Kickoff Returns-Yards	0-0	2-29
Interception Returns-Yards	1-0	0-0
Punts-Average	3-48.0	2-44.0
Fumbles-Lost	2-1	0-0
Penalties-Yards	7-46	3-25
Time of Possession	28:17	31:43
Third Down Conversions	8 of 17	5 of 12
Sacks By-Yards Lost	2-12	6-37
Attendance		61,520

**INDIVIDUAL STATISTICS**

**RUSHING:** FSU - Ward 10-81, Travis 7-50, Benson 13-25, Toafili 1-10, Pittman 1-2, Williamson 1-1, Lundy 1-0; OU - Barnes 27-108, Sawchuk 15-100, Gabriel 14-17, Farooq 2-14, Freeman 1-9, Anderson 1-5.  
**PASSING:** FSU - Travis 27-38-1-418; OU - Gabriel 14-24-0-243  
**RECEIVING:** FSU - J. Wilson 8-202, O. Wilson 5-74, M. Douglas 4-50, Pittman 3-13, Williamson 2-23, McClain 2-14, Benson 1-33, J. Douglas 1-7, Toafili 1-2; OU - Farooq 4-59, Willis 4-58, Mims 2-77, Stoops 2-27, Bunkley-Shelton 1-14, Sawchuk 1-8.



Jordan Travis

Ryan Fitzgerald hit a 39-yard field goal with just 55 seconds left to give 13th-ranked Florida State a 35-32 win over Oklahoma in the 2022 Cheez-It Bowl in Orlando, Fla.

In a game full of big plays on both sides of the ball, the Seminoles churned out 587 yards of total offense and recorded six quarterback sacks and 11 tackles for loss in the win that secured a 10-win season and continues the national narrative of FSU as one of the hottest programs in the country.

Game Most Valuable Player **Jordan Travis** was 27-of-38 passing for 418 yards and a pair of touchdowns. He completed two or more passes to six different receivers with **Johnny Wilson** having a great night with eight receptions for 202 yards. **Treshaun Ward** led all FSU rushers with 81 yards on 10 carries, and Travis had 50 on the ground.

Oklahoma had a pair of running backs go for over 100 yards each and quarterback Dillon Gabriel was 14-of-24 through the air with one touchdown.

Florida State opened the game with an impressive 75-yard, 13-play drive and took a 3-0 lead when Fitzgerald's 22-yard field goal split the uprights with 11:26 left in the first quarter.

Oklahoma scored on the ensuing drive when Gabriel's pass found Jalil Farooq in the end zone from 22 yards out to give the Sooners a 7-3 lead at the 7:01 mark of the initial stanza.

The Seminole defense came up big later in the first quarter when the offense failed to convert on fourth down and Oklahoma took over at the Seminoles' 43-yard line. But Oklahoma's three plays lost yards back to their 48-yard line and they were forced to punt.

The Sooners' offense had a short field once again late in the first quarter setting up at FSU's 49-yard line. Eight plays later, Gabriel scored from eight yards out on a quarterback keeper around the right end to make it 14-3 OU with 14:31 left before the half.

A second fourth down conversion attempt by Florida State failed setting Oklahoma up at their own 43-yard line with 11:39 left. After a 28-yard pass got the Sooners down to the 16, FSU's defense stuffed the Sooner attack and forced a 28-yard field goal attempt that sailed wide left.

The defensive stand ignited the FSU sideline and the offense ripped off big chunks of yardage on its next drive with Travis hitting **Ontaria Wilson** with a perfectly placed 16-yard touchdown pass in the corner of the end zone. The Seminoles went for two with tight end **Wyatt Rector** hitting tight end **Brian Courtney** for the conversion and a 14-11 score with 7:18 left in the half. The drive covered 56 yards on six plays with the biggest plays being a pair of passes to Johnny Wilson of 14 and 23 yards.

Oklahoma drove 65 yards on seven plays on their final possession of the half extending their lead to 17-11 on a 41-yard field goal with 15 seconds left.

Travis completed 10-of-14 passes for 170 yards and one TD in the first half. He also led the Seminoles in rushing with 34 yards on five carries. Johnny Wilson had 110 receiving yards on seven catches for his third 100-yard game of the season.

Florida State had a great start to the second half taking its first lead since its first possession in the game on a masterful 94-yard drive on its initial drive of the second half. The Seminoles used 15 plays and nearly five minutes to take the 18-17 lead when Ward took the snap in the wildcat formation and plunged in from the one.

The Sooners, who were shut out during the third quarter, went up 25-18 with 13:22 left in the game on a Gavin Sawchuck touchdown run up the middle and a successful two-point conversion.

FSU bounced right back on its next drive capping a 75-yard scoring drive with a 38-yard touchdown run by Ward that tied the score at 25-25 with 11:05 left.

The Seminole defense came up with a huge play on Oklahoma's next possession when **Omarion Cooper's** hit on Sawchuck knocked the ball out and **Jammie Robinson** recovered it at the FSU 36. Six plays later, Travis hit tight end **Markeston Douglas** with a 17-yard touchdown pass to put FSU up 32-25 with 7:22 left.

Oklahoma tied the score at 32-32 with 3:37 left on a 12-yard Jovantae Brown run that capped a nine-play, 75 yard drive, before FSU used up most of the clock to kick the game winner.

MEDIA

PREVIEW

TEAM

COACHES

REVIEW

HONORS

PROS

RECORDS

FSU

# 2022 SEASON REVIEW

## 2022 GAME RESULTS

Date	Opponent	Result	Score	Overall	Conf.	Time	Attend
Aug. 27, 2022	DUQUESNE	W	47-7	1-0	0-0	3:04	51,207
Sep. 4, 2022	vs. LSU	W	24-23	2-0	0-0	3:50	68,388
* Sep. 16, 2022	at Louisville	W	35-31	3-0	1-0	3:51	46,459
* Sep. 24, 2022	BOSTON COLLEGE	W	44-14	4-0	2-0	3:12	79,560
* Oct. 1, 2022	WAKE FOREST	L	21-31	4-1	2-1	3:23	69,749
* Oct. 8, 2022	at NC State	L	17-19	4-2	2-2	3:48	56,919
* Oct. 15, 2022	CLEMSON	L	28-34	4-3	2-3	3:26	71,098
* Oct. 29, 2022	GEORGIA TECH	W	41-16	5-3	3-3	3:23	61,007
* Nov. 5, 2022	at Miami	W	45-3	6-3	4-3	3:16	66,200
* Nov. 12, 2022	at Syracuse	W	38-3	7-3	5-3	3:03	45,213
Nov. 19, 2022	LOUISIANA	W	49-17	8-3	5-3	3:16	58,597
Nov. 25, 2022	FLORIDA	W	45-38	9-3	5-3	3:54	79,560
Dec. 29, 2022	vs. Oklahoma	W	35-32	10-3	5-3	3:57	61,520

\* conference game

## 2022 TEAM STATISTICS

	FS	OPP
SCORING	469	268
Points Per Game	36.1	20.6
Points Off Turnovers	42	38
FIRST DOWNS	315	248
Rushing	146	117
Passing	143	107
Penalty	26	24
RUSHING YARDAGE	2783	2033
Yards gained rushing	3053	2412
Yards lost rushing	270	379
Rushing Attempts	509	514
Average Per Rush	5.5	4.0
Average Per Game	214.1	156.4
TDs Rushing	33	14
PASSING YARDAGE	3512	2150
Comp-Att-Int	249-395-7	197-349-8
Average Per Pass	8.9	6.2
Average Per Catch	14.1	10.9
Average Per Game	270.2	165.4
TDs Passing	28	18
TOTAL OFFENSE	6295	4183
Total Plays	904	863
Average Per Play	7.0	4.8
Average Per Game	484.2	321.8
KICK RETURNS: #-Yards	15-351	20-411
PUNT RETURNS: #-Yards	21-227	12-72
INT RETURNS: #-Yards	8-10	7-75
KICK RETURN AVERAGE	23.4	20.6
PUNT RETURN AVERAGE	10.8	6.0
INT RETURN AVERAGE	1.3	10.7
FUMBLES-LOST	15-7	13-8
PENALTIES-Yards	87-768	96-815
Average Per Game	59.1	62.7
PUNTS-Yards	34-1422	67-2875
Average Per Punt	41.8	42.9
Net punt average	38.2	39.1

	FS	OPP
KICKOFFS-Yards	82-5270	56-3382
Average Per Kick	64.3	60.4
Net kick average	40.5	38.1
TIME OF POSSESSION/Game	31:00	28:47
3RD-DOWN Conversions	86/168	63/180
3rd-Down Pct	51%	35%
4TH-DOWN Conversions	8/24	13/24
4th-Down Pct	33%	54%
SACKS BY-Yards	40-249	20-148
MISC YARDS	0	0
TOUCHDOWNS SCORED	62	32
FIELD GOALS-ATTEMPTS	12-20	15-20
ON-SIDE KICKS	0-0	0-1
RED-ZONE SCORES	(56-66) 85%	(34-41) 83%
RED-ZONE TOUCHDOWNS	(46-66) 70%	(24-41) 59%
PAT-ATTEMPTS	(57-58) 98%	(29-30) 97%
2-POINT CONVERSION ATTEMPTS	(2-4) 50%	(1-1) 100%
ATTENDANCE	470778	214791
Games/Avg Per Game	7/67254	4/53698
Neutral Site Games		2/64954

SCORE BY QUARTERS	1st	2nd	3rd	4th	OT	Total
Florida State	142	120	102	105	0	469
Opponents	61	64	55	88	0	268

# 2022 SEASON REVIEW

## 2022 INDIVIDUAL STATISTICS

RUSHING	GP	ATT	GAIN	LOSS	NET	AVG	TD	LONG	AVG/G
Trey Benson	13	154	1015	25	990	6.4	9	45	76.2
Treshaun Ward	10	95	649	21	628	6.6	7	46	62.8
Lawrance Toaffii	13	93	488	31	457	4.9	5	33	35.2
Jordan Travis	13	82	543	126	417	5.1	7	71	32.1
Rodney Hill	4	27	147	3	144	5.3	1	18	36.0
CJ Campbell	6	18	74	10	64	3.6	2	15	10.7
Mycah Pittman	13	7	36	1	35	5.0	0	15	2.7
Deuce Spann	12	5	30	2	28	5.6	0	16	2.3
Tate Rodemaker	7	10	45	31	14	1.4	0	22	2.0
Ja'Khi Douglas	7	1	8	0	8	8.0	0	8	1.1
Malik McClain	13	1	6	0	6	6.0	0	6	0.5
AJ Duffy	3	1	5	0	5	5.0	0	5	1.7
Wyatt Rector	13	2	4	0	4	2.0	0	4	0.3
DJ Lundy	13	3	2	0	2	0.7	2	1	0.2
Darion Williamson	5	2	1	3	-2	-1.0	0	1	-0.4
Gino English	1	1	0	5	-5	-5.0	0	0	-5.0
TEAM	13	7	0	12	-12	-1.7	0	0	-0.9
Total.....	13	509	3053	270	2783	5.5	33	71	214.1
Opponents.....	13	514	2412	379	2033	4.0	14	45	156.4

PASSING	G	EFFC	CMP-ATT-INT	PCT	YDS	TD	LNG	AVG/G
Jordan Travis	13	160.1	226-353-5	64.0	3214	24	78	247.2
Tate Rodemaker	7	135.3	18-31-2	58.1	254	2	69	36.3
AJ Duffy	3	106.9	2-7-0	28.6	26	1	16	8.7
Gino English	1	167.2	2-2-0	100.0	16	0	16	16.0
Wyatt Rector	13	446.8	1-1-0	100.0	2	1	2	0.2
TEAM	13	0.0	0-1-0	0.0	0	0	0	0.0
Total.....	13	157.6	249-395-7	63.0	3512	28	78	270.2
Opponents.....	13	120.6	197-349-8	56.4	2150	18	59	165.4

RECEIVING	G	NO.	YDS	AVG	TD	LONG	AVG/G
Johnny Wilson	13	43	897	20.9	5	78	69
Mycah Pittman	13	32	330	10.3	3	25	25.4
Ontaria Wilson	12	30	495	16.5	4	72	41.3
Lawrance Toaffii	13	24	268	11.2	1	65	20.6
Camren McDonald	13	21	312	14.9	1	41	24
Malik McClain	13	17	206	12.1	3	44	15.8
Markeston Douglas	13	14	190	13.6	2	29	14.6
Kentron Poirier	13	14	283	20.2	4	48	21.8
Trey Benson	13	13	144	11.1	0	34	11.1
Ja'Khi Douglas	7	10	123	12.3	2	27	17.6
Darion Williamson	5	8	131	16.4	0	52	26.2
Deuce Spann	12	8	64	8	0	20	5.3
Treshaun Ward	10	6	19	3.2	0	7	1.9
Preston Daniel	13	3	15	5	1	7	1.9
Mike Roussos	2	2	16	8	0	16	8
DJ Lundy	13	1	2	2	1	2	0.2
Jordan Travis	13	1	2	2	1	2	0.2
CJ Campbell	6	1	3	3	0	3	0.5
Brian Courtney	12	1	12	12	0	12	1
Total.....	13	249	3512	14.1	28	78	270.2
Opponents.....	13	197	2150	10.9	18	59	165.4

ALL PURPOSE	G	RUSH	REC	PR	KOR	IR	TOT	AVG/G
Trey Benson	13	990	144	0	192	0	1326	102
Johnny Wilson	13	0	897	0	0	0	897	69
Lawrance Toaffii	13	457	268	0	0	0	725	55.8
Treshaun Ward	10	628	19	0	0	0	647	64.7
Mycah Pittman	13	35	330	169	13	0	547	42.1
Ontaria Wilson	12	0	495	51	0	0	546	45.5
Jordan Travis	13	417	2	0	0	0	419	32.2
Camren McDonald	13	0	312	0	0	0	312	24
Kentron Poirier	13	0	283	0	0	0	283	21.8
Malik McClain	13	6	206	0	0	0	212	16.3
Markeston Douglas	13	0	190	0	0	0	190	14.6
Rodney Hill	4	144	0	0	0	0	144	36
Sam McCall	8	0	0	0	142	0	142	17.8
Ja'Khi Douglas	7	8	123	0	0	0	131	18.7
Darion Williamson	5	-2	131	0	0	0	129	25.8
Deuce Spann	12	28	64	0	0	0	92	7.7
CJ Campbell	6	64	3	0	0	0	67	11.2
Mike Roussos	2	0	16	0	0	0	16	8
Preston Daniel	13	0	15	0	0	0	15	1.2
Tate Rodemaker	7	14	0	0	0	0	14	2
Brian Courtney	12	0	12	0	0	0	12	1
Greedy Vance	13	0	0	0	0	10	10	0.8
Jammie Robinson	13	0	0	7	0	0	7	0.5
AJ Duffy	3	5	0	0	0	0	5	1.7
Malakai Menzer	12	0	0	0	4	0	4	0.3
DJ Lundy	13	2	2	0	0	0	4	0.3
Wyatt Rector	13	4	0	0	0	0	4	0.3
Gino English	1	-5	0	0	0	0	-5	-0.9
TEAM	13	-12	0	0	0	0	-12	-0.9
Total.....	13	2783	3512	227	351	10	6883	529.5
Opponents.....	13	2033	2150	72	411	75	4741	364.7

PUNT RETURNS	NO.	YDS	AVG	TD	LONG
Mycah Pittman	18	169	9.4	0	34
Ontaria Wilson	1	51	51.0	0	51
Jammie Robinson	1	7	7.0	0	7
Total.....	21	227	10.8	0	51
Opponents.....	12	72	6.0	0	23

PUNTING	NO.	YDS	AVG	LONG	TB	FC	I20	50+	BLKD
Alex Mastromanno	34	1422	41.8	53	3	9	14	5	0
Total.....	34	1422	41.8	53	3	9	14	5	0
Opponents.....	67	2875	42.9	59	2	20	20	15	0

## 2022 INDIVIDUAL STATISTICS

KICK RETURNS	NO.	YDS	AVG	TD	LONG
Sam McCall	8	142	17.8	0	24
Trey Benson	5	192	38.4	1	93
Malakai Menzer	1	4	4.0	0	4
Mycah Pittman	1	13	13.0	0	13
Total.....	15	351	23.4	1	93
Opponents.....	20	411	20.6	0	69

FUMBLE RETURNS	NO.	YDS	AVG	TD	LONG
Derrick McLendon II	1	15	15.0	0	15
Jared Verse	1	10	10.0	0	10
Jammie Robinson	1	0	0.0	0	0
Wyatt Rector	1	0	0.0	0	0
Tatum Bethune	1	0	0.0	0	0
Brendan Gant	1	0	0.0	0	0
Malcolm Ray	1	0	0.0	0	0
Shyheim Brown	1	0	0.0	0	0
Total.....	8	25	3.1	0	15
Opponents.....	7	71	10.1	0	71

INTERCEPTIONS	NO.	YDS	AVG	TD	LONG
Greedy Vance	3	10	3.3	0	10
Jammie Robinson	1	0	0.0	0	0
Jarrian Jones	1	0	0.0	0	0
Omarion Cooper	1	0	0.0	0	0
Kevin Knowles II	1	0	0.0	0	0
Azareyeh Thomas	1	0	0.0	0	0
Total.....	8	10	1.3	0	10
Opponents.....	7	75	10.7	0	50

SCORING	TD	FGS	KICK	RUSH	PATS	PASS	DXP	SAF	POINTS
Ryan Fitzgerald	-	12-20	57-58	-	-	-	-	-	93
Trey Benson	10	-	-	-	-	-	-	-	60
Jordan Travis	8	-	-	-	-	1	-	-	48
Treshaun Ward	7	-	-	-	-	-	-	-	42
Lawrance Toaffii	6	-	-	-	-	-	-	-	36
Johnny Wilson	5	-	-	-	-	-	-	-	30
Ontaria Wilson	4	-	-	-	-	-	-	-	24
Kentron Poirier	4	-	-	-	-	-	-	-	24
DJ Lundy	3	-	-	-	-	-	-	-	18
Mycah Pittman	3	-	-	-	-	-	-	-	18
Malik McClain	3	-	-	-	-	-	-	-	18
Markeston Douglas	2	-	-	1	-	-	-	-	14
CJ Campbell	2	-	-	-	-	-	-	-	12
Ja'Khi Douglas	2	-	-	-	-	-	-	-	12
Rodney Hill	1	-	-	-	-	-	-	-	6
Preston Daniel	1	-	-	-	-	-	-	-	6
Camren McDonald	1	-	-	-	-	-	-	-	6
Brian Courtney	-	-	-	1	-	-	-	-	2
Total.....	62	12-20	57-58	0	2	2	0	0	469
Opponents.....	32	15-20	29-30	0	1	1	0	0	268

TOTAL OFFENSE	G	PLAYS	RUSH	PASS	TOTAL	AVG/G
Jordan Travis	13	435	417	3214	3631	279.3
Trey Benson	13	154	990	0	990	76.2
Treshaun Ward	10	95	328	0	628	62.8
Lawrance Toaffii	13	93	457	0	457	35.2
Tate Rodemaker	7	41	14	254	268	38.3
Rodney Hill	4	27	144	0	144	36.0
CJ Campbell	6	18	64	0	64	10.7
Mycah Pittman	13	7	35	0	35	2.7
AJ Duffy	3	8	5	26	31	10.3
Deuce Spann	12	5	28	0	28	2.3
Gino English	1	3	-5	16	11	1.0
Ja'Khi Douglas	7	1	8	0	8	1.1
Wyatt Rector	13	3	4	2	6	0.5
Malik McClain	13	1	6	0	6	0.5
DJ Lundy	13	3	2	0	2	0.2
Darion Williamson	5	2	-2	0	-2	-0.4
TEAM	13	0	-12	0	-12	-0.9
Total.....	13	904	2783	3512	6295	484.2
Opponents.....	13	863	2033	2150	4183	321.8

FIELD GOALS	FGM-FGA	PCT	01-19	20-29	30-39	40-49	50-99	LG	BLK
Ryan Fitzgerald	12-20	60.0	0-0	5-6	3-6	4-5	0-3	47	0

FG SEQUENCE	Florida State	OPPONENTS
Duquesne	(24), (24)	48
LSU	47, (25)	(36), (30)
Louisville	37, 36	(36)
Boston College	(30)	--
Wake Forest	29, 55	44, (27)
NC State	(47)	(38), (40), (53), (27)
Clemson	--	(47), (34)
Georgia Tech	(34), (24)	(38)
Miami	(41)	(49)
Syracuse	(40), 51	(30), 53
Louisiana	--	(24)
Florida	37, (46)	(41)
Oklahoma	54, (32), (23)	45, (41)

Numbers in parentheses indicate field goal was made.

KICKOFFS	NO.	YDS	AVG	TB	OB	RETN	NET	YDLN
Ryan Fitzgerald	76	4892	64.4	50	3	-	-	-
Mac Chimento	6	378	63.0	4	0	-	-	-
Total.....	82	5270	64.3	54	3	20	40.5	24
Opponents.....	56	3382	60.4	31	3	17	38.1	26

# 2022 SEASON REVIEW

## 2022 OVERALL DEFENSIVE STATISTICS

#	DEFENSIVE LEADERS	GP	TACKLES			TFL/YDS	SACKS		PASS DEF			FUMBLES		BLKD	
			SOLO	AST	TOTAL		NO-YARDS	INT-YDS	BRUP	QBH	RCV-YDS	FF	KICK	SAF	
10	Jammie Robinson	13	46	53	99	5-16	1-6	1-0	5	5	1-0				
15	Tatum Belhune	13	43	41	84	9.5-29	3-14		3	1	1-0				
4	Kalen DeLoach	13	33	32	65	7.5-33	3-20		7	5					
8	Renardo Green	13	42	16	58	3-7			5						
27	Akeem Dent	13	29	24	53	0.5-0			4	1					
46	DJ Lundy	13	24	24	48	5-14	1.5-8		2				1		
5	Jared Verse	12	22	26	48	17-91	9-72			3	1-10			1	
9	Derrick McLendon II	13	17	20	37	5-19	3.5-16			3	1-15				
38	Shyheim Brown	13	19	17	36	2.5-9	1.5-8		2	1	1-0			1	
28	Brendan Gant	12	19	14	33	1.5-4	1-3		1	2	1-0				
56	Patrick Payton	13	22	9	31	6-49	5-48		3	1			1		
3	Kevin Knowles II	13	16	8	24			1-0	2						
35	Leonard Warner III	13	11	11	22	3-13	2.5-13			1			1		
6	Dennis Briggs Jr.	13	5	16	21	3.5-6	3-6		1	1					
91	Robert Cooper	13	9	10	19	1-1									
7	Jarrian Jones	12	13	6	19			1-0	4						
33	Amarl Gainer	8	7	10	17	1.5-7	1-6						1		
21	Greedy Vance	13	12	4	16			3-10	2						
44	Joshua Farmer	13	10	5	15	6-23	2-10			1					
99	Malcolm Ray	13	8	7	15	2.5-12	2-12			3	1-0				
20	Azareye'h Thomas	11	8	6	14	2-2		1-0	1						
13	Omarion Cooper	12	11	3	14			1-0					1		
23	Sidney Williams	11	7	5	12										
1	Jarques McClellion	13	7	5	12				1						
12	Jarrett Jackson	11	2	10	12					1					
0	Fabien Lovett	7	5	5	10	2-8	1-7		1				1		
36	Omar Graham Jr.	3	4	4	8										
19	Wyatt Rector	13	3	4	7						1-0				
11	Sam McCall	8	3	2	5				1				1		
95	Daniel Lyons	4	1	3	4										
54	Byron Turner, Jr.	8		3	3										
57	Aaron Hester	3	1	1	2										
13	Jordan Travis	13		1	1										
16	Malik Feaster	4		1	1										
88	Ryan Fitzgerald	13	1		1										
49	James Rosenberry	13		1	1										
86	Brian Courtney	12		1	1										
45	Preston Daniel	13	1		1										
90	Bishop Thomas	2		1	1										
75	Dillan Gibbons	13	1		1										
9	Lawrance Toafili	13		1	1										
97	Shambre Jackson	2								1					
	Total.....	13	466	410	876	84-343	40-249	8-10	45	30	8-25	7	2	0	0
	Opponents.....	13	464	444	908	77-266	20-148	7-75	39	38	7-71	9	0	0	0

## 2022 PASSING GAME-BY-GAME

#	NAME	ATT	COMP	INT	PCT	YARDS	TD	LONG	SACK	YDS	EFFIC
#13	JORDAN TRAVIS										
	Duquesne	11	15	0	73.3	207	0	51	1	7	189.3
	LSU	20	33	0	60.6	260	2	39	0	0	146.8
	Louisville	13	17	1	76.5	157	2	41	1	10	181.1
	Boston College	16	26	0	61.5	321	1	72	0	0	177.9
	Wake Forest	23	35	0	65.7	281	3	28	1	7	161.4
	NC State	15	30	2	50.0	181	1	37	1	10	98.3
	Clemson	24	42	0	57.1	254	2	29	2	21	123.7
	Georgia Tech	24	38	0	63.2	396	3	78	1	7	176.7
	Miami (FL)	10	12	1	83.3	202	3	65	2	23	290.6
	Syracuse	21	23	0	91.3	155	3	24	2	11	191.0
	Louisiana	9	14	0	64.3	112	1	32	0	0	155.1
	Florida	13	30	0	43.3	270	1	44	2	9	129.9
	Oklahoma	27	38	1	71.1	418	2	58	2	12	175.6
	TOTALS	226	353	5	64.0	3214	24	78	15	117	160.1
#18	TATE RODEMAKER										
	Duquesne	2	6	1	33.3	15	0	9	0	0	21.0
	Louisville	6	10	1	60.0	109	2	69	3	18	197.6
	Boston College	3	3	0	100.0	29	0	13	0	0	181.2
	Miami (FL)	3	4	0	75.0	23	0	12	1	5	123.3
	Syracuse	3	7	0	42.9	33	0	24	1	8	82.5
	Louisiana	1	1	0	100.0	45	0	45	0	0	478.0
	TOTALS	18	31	2	58.1	254	2	69	5	31	135.3
#10	AJ DUFFY										
	Duquesne	1	1	0	100.0	10	0	10	0	0	184.0
	Boston College	0	2	0	0.0	0	0	0	0	0	0.0
	Louisiana	1	4	0	25.0	16	1	16	0	0	141.1
	TOTALS	2	7	0	28.6	26	1	16	0	0	106.9
#15	GINO ENGLISH										
	Louisiana	2	2	0	100.0	16	0	16	0	0	167.2
	TOTALS	2	2	0	100.0	16	0	16	0	0	167.2
#19	WYATT RECTOR										
	Syracuse	1	1	0	100.0	2	1	2	0	0	446.8
	TOTALS	1	1	0	100.0	2	1	2	0	0	446.8

# 2022 SEASON REVIEW

## 2022 RUSHING/RECEIVING GAME-BY-GAME

RUSHING	NO-YDS/TD	DU	LSU	LOU	BC	WF	NCSU	CU	GT	UM	SU	LA	UF	OU
Trey Benson	154-990/9	11-105/1	6-15/0	10-70/0	10-78/2	4-10/0	6-25/0	7-69/0	18-111/0	15-128/2	18-163/0	16-80/1	20-111/3	13-25/0
Treshaun Ward	95-628/7	14-127/2	16-49/0	10-126/0	14-48/1	13-87/0	5-51/0	DNP	DNP	DNP	5-13/0	4-37/2	4-9/0	10-81/2
Lawrance Toafili	93-457/5	13-101/1	4-9/0	6-20/1	4-12/1	5-13/0	10-22/1	11-68/0	13-70/1	14-52/0	4-9/0	4-46/0	4-25/0	1-10/0
Jordan Travis	82-417/7	4-11/1	8-31/0	2--10/0	1-16/0	6-2/0	7-108/0	14-64/1	1--7/0	7-10/0	5-21/1	5-38/2	15-83/2	7-50/0
Rodney Hill	27-144/1	9-55/1	DNP	DNP	3-17/0	DNP	DNP	DNP	6-41/0	DNP	DNP	9-31/0	DNP	DNP
CJ Campbell	18-64/2	DNP	DNP	DNP	DNP	DNP	DNP	DNP	3-23/1	8-28/1	5-14/0	2--1/0	-	-
Tate Rodemaker	10-14/0	2-2/0	DNP	4--8/0	1-11/0	DNP	DNP	DNP	-	2-17/0	-	-	DNP	DNP
Mycah Pittman	7-35/0	-	1-7/0	1--1/0	-	-	-	-	1-2/0	-	1-15/0	2-10/0	-	1-2/0
Deuce Spann	5-28/0	-	2-20/0	DNP	-	-	-	-	-	1--2/0	1-3/0	1-7/0	-	-
DJ Lundy	3-2/2	-	1-1/1	-	-	-	-	1-1/1	-	-	-	-	-	1-0/0
Wyatt Rector	2-4/0	-	-	1-0/0	-	-	-	1-4/0	-	-	-	-	-	-
Darion Williamson	2--2/0	-	-	1--3/0	-	DNP	DNP	DNP	DNP	DNP	DNP	DNP	DNP	1-1/0
Ja'Khi Douglas	1-8/0	DNP	DNP	DNP	DNP	DNP	DNP	-	-	-	-	1-8/0	-	-
Malik McClain	1-6/0	-	-	-	-	-	-	-	1-6/0	-	-	-	-	-
AJ Duij	1-5/0	1-5/0	DNP	DNP	-	DNP	DNP	DNP	DNP	DNP	DNP	-	DNP	DNP
Gino English	1--5/0	DNP	DNP	DNP	DNP	DNP	DNP	DNP	DNP	DNP	DNP	1--5/0	DNP	DNP

RECEIVING	NO-YDS/TD	DU	LSU	LOU	BC	WF	NCSU	CU	GT	UM	SU	LA	UF	OU
Johnny Wilson	43-897/5	1-51/0	3-60/0	7-149/2	2-12/0	6-85/1	2-60/0	6-75/0	3-111/1	2-22/0	1-24/1	-	2-46/0	8-202/0
Mycah Pittman	32-330/3	4-44/0	3-45/0	1-7/0	4-45/0	5-85/2	4-34/1	1-6/0	3-22/0	-	3-17/0	-	1-12/0	3-13/0
Ontaria Wilson	30-495/4	DNP	7-102/2	2-38/0	3-85/0	2-16/0	4-57/0	1--2/0	1-24/0	1-56/1	2-5/0	1-11/0	1-29/0	5-74/1
Lawrance Toafili	24-268/1	-	1-10/0	2-9/0	-	-	3-24/0	6-45/0	5-84/1	3-75/0	2--1/0	1-20/0	-	1-2/0
Camren McDonald	21-312/1	-	2-23/0	2-45/0	2-52/0	2-31/0	-	4-19/0	3-39/0	1-8/1	2-19/0	1-32/0	2-44/0	-
Malik McClain	17-206/3	1-3/0	-	2-24/1	1-21/0	1-15/0	-	2-28/0	1-5/0	-	4-26/1	2-26/1	1-44/0	2-14/0
Kentron Pottier	14-283/4	4-84/0	-	-	1-31/1	-	-	1-25/1	2-32/0	-	2-29/1	1-45/0	3-37/1	-
Markeston Douglas	14-190/2	-	1-8/0	-	-	2-22/0	-	2-52/0	-	1-14/0	2-17/0	2-27/1	-	4-50/1
Trey Benson	13-144/0	-	-	-	1-6/0	2-9/0	2-6/0	-	1-10/0	1-25/0	2-3/0	1-1/0	2-51/0	1-33/0
Ja'Khi Douglas	10-123/2	DNP	DNP	DNP	DNP	DNP	DNP	1-6/1	4-63/1	-	3-43/0	1-4/0	DNP	1-7/0
Darion Williamson	8-131/0	1-10/0	-	-	5-98/0	DNP	DNP	DNP	DNP	DNP	DNP	DNP	DNP	2-23/0
Deuce Spann	8-64/0	3-40/0	2-6/0	DNP	-	1-4/0	-	-	-	1-8/0	1-6/0	-	-	-
Treshaun Ward	6-19/0	-	1-6/0	2--8/0	-	2-14/0	-	DNP	DNP	DNP	-	1-7/0	-	-
Preston Daniel	3-15/1	-	-	1-2/1	-	-	-	-	-	1-6/0	-	-	1-7/0	-
Mike Roussos	2-16/0	-	DNP	DNP	DNP	DNP	DNP	DNP	DNP	DNP	DNP	2-16/0	DNP	DNP
Brian Courtney	1-12/0	-	DNP	-	-	-	-	-	-	1-12/0	-	-	-	-
CJ Campbell	1-3/0	DNP	DNP	DNP	DNP	DNP	DNP	DNP	-	1-3/0	-	-	-	-
DJ Lundy	1-2/1	-	-	-	-	-	-	-	-	1-2/1	-	-	-	-
Jordan Travis	1-2/1	-	-	-	-	-	-	-	-	-	1-2/1	-	-	-

## 2022 ALL-PURPOSE YARDS GAME-BY-GAME

NAME	YDS	DU	LSU	LOU	BC	WF	NCSU	CU	GT	UM	SU	LA	UF	OU
Trey Benson	1326	105	15	70	177	93	31	69	121	153	166	81	162	83
Johnny Wilson	897	51	60	149	12	85	60	75	111	22	24	-	46	202
Lawrance Toafili	725	101	19	29	12	13	46	113	154	127	8	66	25	12
Treshaun Ward	647	127	55	118	48	101	51	DNP	DNP	DNP	13	44	9	81
Mycah Pittman	547	51	52	15	63	119	47	36	47	6	67	10	19	15
Ontaria Wilson	546	DNP	102	38	85	16	108	-2	24	56	5	11	29	74
Jordan Travis	419	11	31	-10	16	2	108	64	-7	10	23	38	83	50
Camren McDonald	312	-	23	45	52	31	-	19	39	8	19	32	44	-
Kentron Pottier	283	84	-	-	31	-	-	25	32	-	29	45	37	-
Malik McClain	212	3	-	24	21	15	-	28	11	-	26	26	44	14
Markeston Douglas	190	-	8	-	-	22	-	52	-	14	17	27	-	50
Rodney Hill	144	55	DNP	DNP	17	DNP	DNP	DNP	41	DNP	DNP	31	DNP	DNP
Sam McCall	142	26	45	21	-	DNP	DNP	14	36	DNP	-	-	DNP	DNP
Ja'Khi Douglas	131	DNP	DNP	DNP	DNP	DNP	DNP	6	63	-	43	12	-	7
Darion Williamson	129	10	-	-3	98	DNP	DNP	DNP	DNP	DNP	DNP	DNP	DNP	24
Deuce Spann	92	40	26	DNP	-	4	-	-	-	6	9	7	-	-
CJ Campbell	67	DNP	DNP	DNP	DNP	DNP	DNP	DNP	23	31	14	-1	-	-
Mike Roussos	16	-	DNP	DNP	DNP	DNP	DNP	DNP	DNP	DNP	DNP	16	DNP	DNP
Preston Daniel	15	-	-	2	-	-	-	-	6	-	-	-	7	-
Tate Rodemaker	14	2	DNP	-8	11	DNP	DNP	DNP	-	17	-8	-	DNP	DNP
Brian Courtney	12	-	DNP	-	-	-	-	-	-	12	-	-	-	-
Greedy Vance	10	-	-	-	-	-	-	-	-	10	-	-	-	-
Jammie Robinson	7	-	-	-	-	-	-	-	-	-	-	7	-	-
AJ Duij	5	5	DNP	DNP	-	DNP	DNP	DNP	DNP	DNP	DNP	-	DNP	DNP
Wyatt Rector	4	-	-	-	-	-	-	4	-	-	-	-	-	-
DJ Lundy	4	-	1	-	-	-	-	1	-	2	-	-	-	-
Malakai Menzer	4	-	-	-	-	-	-	-	-	-	DNP	-	-	4
Gino English	-5	DNP	DNP	DNP	DNP	DNP	DNP	DNP	DNP	DNP	DNP	-5	DNP	DNP

# 2022 SEASON REVIEW

## 2022 TOTAL TACKLES GAME-BY-GAME

NAME	U-A	TOT	DU	LSU	LOU	BC	WF	NCSU	CU	GT	UM	SU	LA	UF	OU
Jammie Robinson	46-53	99	2-2	4-0	4-5	1-3	5-8	2-7	3-5	3-7	4-3	0-2	3-3	5-5	10-3
Tatum Bethune	43-41	84	2-2	7-0	6-4	1-3	4-2	7-7	2-2	2-2	3-2	1-3	1-2	3-8	4-4
Kalen DeLoach	33-32	65	0-3	5-2	5-2	1-6	4-1	3-1	5-0	1-5	3-0	1-2	1-1	1-4	3-5
Renardo Green	42-16	58	2-1	8-0	8-1	1-0	5-4	1-4	3-1	1-0	1-1	1-1	3-0	3-2	5-1
Akeem Dent	29-24	53	2-0	5-0	5-5	2-1	4-4	3-6	1-2	2-1	0-1	3-0	2-2	-	0-2
DJ Lundy	24-24	48	2-2	0-1	3-1	2-1	2-3	2-3	1-1	1-2	1-3	1-2	4-2	1-2	4-1
Jared Verse	22-26	48	1-3	2-1	1-1	DNP	2-2	1-4	4-1	2-3	2-0	3-1	1-1	0-5	3-4
Derrick McLendon II	17-20	37	0-1	1-1	3-0	1-4	1-2	2-0	3-5	0-1	1-2	1-0	0-1	3-2	1-1
Shyheim Brown	19-17	36	-	1-0	-	1-1	2-2	2-1	3-4	0-1	3-0	0-1	1-1	2-5	4-1
Brendan Gant	19-14	33	0-2	1-0	3-0	4-1	0-1	-	2-0	0-4	2-3	DNP	5-1	0-2	2-0
Patrick Payton	22-9	31	1-1	-	1-0	2-1	4-1	4-2	2-2	1-0	3-0	2-0	0-1	0-1	2-0
Kevin Knowles II	16-8	24	3-0	2-0	2-1	0-1	2-1	0-3	2-0	0-1	-	1-0	-	4-0	0-1
Leonard Warner III	11-11	22	-	-	-	1-2	2-1	1-0	0-1	2-2	0-1	0-1	3-2	0-1	2-0
Dennis Briggs Jr.	5-16	21	0-1	0-1	1-1	1-2	2-1	0-1	1-1	0-1	-	-	0-4	-	0-3
Jarrian Jones	13-6	19	1-0	-	1-0	2-0	2-0	-	1-2	2-0	2-0	DNP	1-2	1-1	0-1
Robert Cooper	9-10	19	0-1	1-1	1-1	0-2	0-1	-	1-1	-	0-1	1-0	1-0	2-1	2-1
Amari Gaiher	7-10	17	1-3	DNP	DNP	DNP	DNP	DNP	-	1-1	0-2	4-0	1-3	0-1	-
Greedy Vance	12-4	16	0-1	2-0	4-0	1-2	1-0	-	-	1-0	-	2-0	0-1	1-0	-
Joshua Farmer	10-5	15	1-2	-	-	1-0	2-0	1-1	0-1	1-0	1-0	1-0	1-0	-	1-1
Malcolm Ray	8-7	15	0-1	1-0	2-2	-	0-1	1-0	1-1	-	-	-	0-1	1-1	2-0
Omarion Cooper	11-3	14	DNP	4-0	-	-	2-1	1-1	2-0	-	-	-	-	0-1	2-0
Azareye'h Thomas	8-6	14	0-1	DNP	DNP	2-0	1-0	1-1	-	2-0	0-1	1-0	1-2	-	0-1
Sidney Williams	7-5	12	DNP	1-0	DNP	1-2	-	-	-	2-0	2-1	1-2	1-2	-	-
Jarques McClellion	7-5	12	1-0	-	-	0-2	-	-	-	2-1	-	-	1-2	1-0	2-0
Jarrett Jackson	2-10	12	-	1-0	0-2	1-1	0-1	0-5	DNP	-	0-1	-	-	-	DNP
Fabien Lovett	5-5	10	-	1-1	DNP	DNP	DNP	DNP	DNP	1-0	1-2	1-0	1-0	0-2	DNP
Omar Graham Jr.	4-4	8	1-3	DNP	DNP	1-1	DNP	DNP	DNP	2-0	DNP	DNP	DNP	DNP	DNP
Wyatt Rector	3-4	7	1-1	1-0	-	-	-	1-0	-	-	0-1	-	0-1	0-1	-
Sam McCall	3-2	5	-	-	-	0-1	DNP	DNP	-	-	DNP	2-0	1-1	DNP	DNP
Daniel Lyons	1-3	4	0-2	DNP	DNP	1-0	0-1	DNP	DNP	DNP	DNP	DNP	DNP	DNP	-
Byron Turner, Jr.	0-3	3	0-1	-	-	-	DNP	DNP	DNP	DNP	DNP	-	0-2	-	-
Aaron Hester	1-1	2	DNP	DNP	DNP	0-1	DNP	DNP	DNP	-	DNP	DNP	1-0	DNP	DNP
Preston Daniel	1-0	1	-	-	1-0	-	-	-	-	-	-	-	-	-	-
Dillan Gibbons	1-0	1	-	-	1-0	-	-	-	-	-	-	-	-	-	-
Ryan Fitzgerald	1-0	1	-	-	-	-	-	-	-	-	-	-	-	1-0	-
Malik Feaster	0-1	1	-	-	-	0-1	DNP	DNP	DNP	DNP	DNP	DNP	DNP	DNP	DNP
Jordan Travis	0-1	1	-	-	-	-	-	-	-	0-1	-	-	-	-	-
James Rosenberry	0-1	1	-	-	-	-	-	-	-	-	-	-	-	0-1	-
Brian Courtney	0-1	1	-	DNP	-	-	-	0-1	-	-	-	-	-	-	-
Bishop Thomas	0-1	1	DNP	DNP	DNP	0-1	DNP	DNP	DNP	DNP	DNP	DNP	-	DNP	DNP
Lawrance Toafili	0-1	1	-	-	-	-	-	-	-	0-1	-	-	-	-	-

## 2022 TACKLES FOR LOSS GAME-BY-GAME

NAME	U-A	TOT	DU	LSU	LOU	BC	WF	NCSU	CU	GT	UM	SU	LA	UF	OU
Jared Verse	13-8	17	1.5-7	2.5-17	-	DNP	2.5-12	1.0-5	1.0-1	2.5-9	1.0-12	1.0-6	1.0-7	0.5-1	2.5-14
Tatum Bethune	7-5	9.5	1.0-3	2.0-5	-	-	1.0-1	2.5-5	-	1.5-12	-	-	-	0.5-1	1.0-2
Kalen DeLoach	4-7	7.5	-	1.0-1	2.0-12	-	1.0-6	-	-	1.0-6	-	0.5-1	-	-	2.0-7
Patrick Payton	6-0	6	-	-	-	1.0-8	1.0-10	-	-	1.0-1	1.0-10	1.0-10	-	-	1.0-10
Joshua Farmer	6-0	6	1.0-1	-	-	-	1.0-6	1.0-5	-	1.0-2	-	1.0-5	1.0-4	-	-
Derrick McLendon II	4-2	5	-	-	1.0-5	-	0.5-1	1.0-5	1.0-6	-	-	1.0-2	-	0.5-0	-
Jammie Robinson	4-2	5	-	-	-	-	-	-	-	1.5-4	1.0-5	0.5-0	1.0-1	-	1.0-6
DJ Lundy	4-2	5	1.0-1	-	1.0-2	-	1.0-2	-	-	-	-	-	1.5-8	0.5-1	-
Dennis Briggs Jr.	1-5	3.5	-	0.5-1	-	-	-	-	1.0-1	-	-	-	1.0-0	-	1.0-4
Renardo Green	3-0	3	1.0-1	-	-	-	-	-	-	-	-	1.0-4	-	-	1.0-2
Leonard Warner III	2-2	3	-	-	-	-	0.5-0	-	-	1.5-8	-	-	-	-	1.0-5
Malcolm Ray	2-1	2.5	-	-	-	-	-	1.0-7	1.0-5	-	-	-	-	0.5-0	-
Shyheim Brown	1-3	2.5	-	-	-	1.5-8	0.5-0	-	-	-	-	-	-	0.5-1	-
Fabien Lovett	2-0	2	-	-	DNP	DNP	DNP	DNP	DNP	-	1.0-7	1.0-1	-	-	DNP
Azareye'h Thomas	2-0	2	-	DNP	DNP	2.0-2	-	-	-	-	-	-	-	-	-
Amari Gaiher	1-1	1.5	-	DNP	DNP	DNP	DNP	DNP	-	-	-	1.0-6	0.5-1	-	-
Brendan Gant	1-1	1.5	-	-	-	1.5-4	-	-	-	-	-	DNP	-	-	-
Robert Cooper	0-2	1	0.5-0	-	-	-	-	-	-	-	-	-	-	-	0.5-1
Akeem Dent	0-1	0.5	-	-	-	-	-	0.5-0	-	-	-	-	-	-	-

# 2022 SEASON REVIEW

## 2022 SACKS GAME-BY-GAME

NAME	U-A	TOT	DU	LSU	LOU	BC	WF	NCSU	CU	GT	UM	SU	LA	UF	OU
Jared Verse	8-2	9	1-6	2-17	-	DNP	1-9	-	-	0.5-4	1-12	1-6	1-7	-	1.5-11
Patrick Payton	5-0	5	-	-	-	1-8	1-10	-	-	-	1-10	1-10	-	-	1-10
Derrick McLendon II	3-1	3.5	-	-	1-5	-	-	1-5	1-6	-	-	-	-	0.5-0	-
Kalen DeLoach	2-2	3	-	0.5-0	1-11	-	1-6	-	-	0.5-3	-	-	-	-	-
Tatum Bethune	2-2	3	-	1-1	-	-	-	-	-	1.5-12	-	-	-	-	0.5-1
Dennis Briggs Jr.	1-4	3	-	0.5-1	-	-	-	-	1-1	-	-	-	0.5-0	-	1-4
Leonard Warner III	2-1	2.5	-	-	-	-	-	-	-	1.5-8	-	-	-	-	1-5
Joshua Farmer	2-0	2	-	-	-	-	1-6	-	-	-	-	-	1-4	-	-
Malcolm Ray	2-0	2	-	-	-	-	-	1-7	1-5	-	-	-	-	-	-
Shyhelm Brown	1-1	1.5	-	-	-	1-7	-	-	-	-	-	-	-	0.5-1	-
DJ Lundy	1-1	1.5	-	-	-	-	-	-	-	-	-	-	1.5-8	-	-
Fabien Lovett	1-0	1	-	-	DNP	DNP	DNP	DNP	DNP	-	1-7	-	-	-	DNP
Jammie Robinson	1-0	1	-	-	-	-	-	-	-	-	-	-	-	-	1-6
Brendan Gant	1-0	1	-	-	-	1-3	-	-	-	-	-	DNP	-	-	-
Amari Gainer	1-0	1	-	DNP	DNP	DNP	DNP	DNP	-	-	-	1-6	-	-	-

## 2022 INTERCEPTION RETURNS GAME-BY-GAME

NAME	NO-YDS	DU	LSU	LOU	BC	WF	NCSU	CU	GT	UM	SU	LA	UF	OU
Greedy Vance	3-10	-	-	-	1-0	-	-	-	-	1-10	1-0	-	-	-
Kevin Knowles II	1-0	-	-	1-0	-	-	-	-	-	-	-	-	-	-
Jarrian Jones	1-0	-	-	-	-	-	-	-	-	-	DNP	-	1-0	-
Jammie Robinson	1-0	-	-	-	-	-	1-0	-	-	-	-	-	-	-
Omarion Cooper	1-0	DNP	-	-	1-0	-	-	-	-	-	-	-	-	-
Azareye'h Thomas	1-0	-	DNP	DNP	-	-	-	-	-	1-0	-	-	-	-

## 2022 FUMBLES GAME-BY-GAME

NAME	NO-LOST	DU	LSU	LOU	BC	WF	NCSU	CU	GT	UM	SU	LA	UF	OU
Jordan Travis	5-2	-	-	-	-	1-1	-	1-0	-	-	1-0	-	2-1	-
Lawrance Toafili	3-2	-	-	-	-	-	-	-	2-2	-	-	1-0	-	-
Treshaun Ward	3-1	-	1-1	-	-	1-0	-	DNP	DNP	DNP	1-0	-	-	-
Trey Benson	1-0	-	-	-	-	1-0	-	-	-	-	-	-	-	-
Gino English	1-0	DNP	DNP	DNP	DNP	DNP	DNP	DNP	DNP	DNP	DNP	1-0	DNP	DNP

## 2022 FUMBLES FORCED GAME-BY-GAME

NAME	NO	DU	LSU	LOU	BC	WF	NCSU	CU	GT	UM	SU	LA	UF	OU
Fabien Lovett	1	-	-	DNP	DNP	DNP	DNP	DNP	-	-	-	1	-	DNP
Sam McCall	1	-	-	-	-	DNP	DNP	-	-	DNP	1	-	DNP	DNP
Omarion Cooper	1	DNP	-	-	-	-	-	-	-	-	-	-	-	1
Amari Gainer	1	-	DNP	DNP	DNP	DNP	DNP	-	-	-	1	-	-	-
Leonard Warner III	1	-	-	-	-	-	-	-	-	-	-	-	-	1
DJ Lundy	1	-	-	1	-	-	-	-	-	-	-	-	-	-
Patrick Payton	1	-	-	-	-	-	-	-	-	1	-	-	-	-

## 2022 FUMBLE RECOVERIES/RETURN YARDS GAME-BY-GAME

NAME	NO-YDS	DU	LSU	LOU	BC	WF	NCSU	CU	GT	UM	SU	LA	UF	OU
Derrick McLendon II	1-15	-	-	1-15	-	-	-	-	-	-	-	-	-	-
Jared Verse	1-10	-	-	-	DNP	-	-	-	-	1-10	-	-	-	-
Jammie Robinson	1-0	-	-	-	-	-	-	-	-	-	-	-	-	1-0
Tatum Bethune	1-0	-	-	1-0	-	-	-	-	-	-	-	-	-	-
Wyatt Rector	1-0	-	1-0	-	-	-	-	-	-	-	-	-	-	-
Brendan Gant	1-0	-	1-0	-	-	-	-	-	-	-	DNP	-	-	-
Shyhelm Brown	1-0	-	-	-	-	-	-	-	-	-	-	1-0	-	-
Malcolm Ray	1-0	-	-	-	-	-	-	-	-	1-0	-	-	-	-

## 2022 PUNT RETURNS GAME-BY-GAME

NAME	NO-YDS	DU	LSU	LOU	BC	WF	NCSU	CU	GT	UM	SU	LA	UF	OU
Mycah Pittman	18-169	1-7	1-0	2-9	1-18	1-34	-	2-30	2-23	1-6	5-35	-	2-7	-
Ontaria Wilson	1-51	DNP	-	-	-	-	1-51	-	-	-	-	-	-	-
Jammie Robinson	1-7	-	-	-	-	-	-	-	-	-	-	1-7	-	-

## 2022 KICK RETURNS GAME-BY-GAME

NAME	NO-YDS	DU	LSU	LOU	BC	WF	NCSU	CU	GT	UM	SU	LA	UF	OU
Sam McCall	8-142	2-26	2-45	1-21	-	DNP	DNP	1-14	2-36	DNP	-	-	DNP	DNP
Trey Benson	5-192	-	-	-	1-93	3-74	-	-	-	-	-	-	-	1-25
Mycah Pittman	1-13	-	-	-	-	-	1-13	-	-	-	-	-	-	-
Malakai Menzer	1-4	-	-	-	-	-	-	-	-	-	DNP	-	-	1-4

MEDIA

PREVIEW

TEAM

COACHES

REVIEW

HONORS

PROS

RECORDS

FSU



# 2022 SEASON REVIEW

## 2022 GAME-BY-GAME PARTICIPATION

#	NAME	GP-GS	DU	LSU	LOU	BC	WF	NCSU	CU	GT	UM	SU	LA	UF	OU
0	Fabien Lovett	7/7	START	START	...	...	...	...	START	START	START	START	START	START	...
0	Ja'Khi Douglas	7/0	...	...	...	...	...	...	XXX	XXX	XXX	XXX	XXX	XXX	XXX
1	Jarques McClellion	13/0	XXX	XXX	XXX	XXX	XXX	XXX	XXX	XXX	XXX	XXX	XXX	XXX	XXX
3	Trey Benson	13/6	XXX	XXX	XXX	XXX	XXX	XXX	XXX	START	START	START	START	START	START
3	Kevin Knowles II	13/11	START	START	START	START	START	START	START	START	XXX	START	XXX	START	START
4	Kalen DeLoach	13/13	START	START	START	START	START	START	START	START	START	START	START	START	START
4	Mychal Pittman	13/7	START	START	START	START	XXX	START	START	XXX	XXX	START	XXX	START	XXX
5	Jared Verse	12/9	START	START	START	...	XXX	XXX	START	XXX	START	START	START	START	START
5	Deuce Spann	12/0	XXX	XXX	...	XXX	XXX	XXX	XXX	XXX	XXX	XXX	XXX	XXX	XXX
6	Dennis Briggs Jr.	13/3	XXX	XXX	XXX	START	START	START	XXX	XXX	XXX	XXX	XXX	XXX	XXX
6	Keyshawn Helton	2/0	XXX	...	...	XXX	...	...	...	...	...	...	...	...	...
7	Jarrian Jones	12/10	START	XXX	START	XXX	START	START	START	START	START	...	START	START	START
8	Renardo Green	13/12	START	START	START	START	XXX	START	START	START	START	START	START	START	START
8	Treshaun Ward	10/6	START	START	START	START	START	START	...	...	XXX	XXX	XXX	XXX	XXX
9	Derrick McLendon II	13/12	START	START	START	START	XXX	START	START	START	START	START	START	START	START
9	Lawrance Toaflii	13/6	XXX	XXX	XXX	START	XXX	XXX	START	START	START	XXX	START	XXX	START
10	Jammie Robinson	13/13	START	START	START	START	START	START	START	START	START	START	START	START	START
10	AJ Duffy	3/0	XXX	...	...	XXX	...	...	...	...	...	...	XXX	...	...
11	Malik McClain	13/3	START	XXX	XXX	XXX	XXX	XXX	START	START	XXX	XXX	XXX	XXX	XXX
11	Sam McCall	8/0	XXX	XXX	XXX	XXX	...	...	XXX	XXX	...	XXX	XXX	...	...
12	Jarrett Jackson	11/1	XXX	XXX	XXX	START	XXX	XXX	...	XXX	XXX	XXX	XXX	XXX	...
12	Joshua Burrell	9/0	XXX	XXX	XXX	XXX	XXX	XXX	XXX	XXX	XXX	...	...	...	...
13	Jordan Travis	13/13	START	START	START	START	START	START	START	START	START	START	START	START	START
13	Omarion Cooper	12/4	...	START	XXX	START	START	XXX	XXX	XXX	XXX	START	XXX	XXX	XXX
14	Johnny Wilson	13/13	START	START	START	START	START	START	START	START	START	START	START	START	START
15	Tatum Bethune	13/11	START	START	START	START	START	START	START	START	XXX	XXX	START	START	START
15	Gino English	1/0	...	...	...	...	...	...	...	...	...	...	XXX	...	...
16	Malik Feaster	4/0	XXX	XXX	XXX	XXX	...	...	...	...	...	...	...	...	...
18	Tate Rodemaker	7/0	XXX	...	XXX	XXX	...	...	...	XXX	XXX	XXX	XXX	...	...
19	Wyatt Rector	13/0	XXX	XXX	XXX	XXX	XXX	XXX	XXX	XXX	XXX	XXX	XXX	XXX	XXX
20	Azareyah Thomas	11/0	XXX	...	...	XXX	XXX	XXX	XXX	XXX	XXX	XXX	XXX	XXX	XXX
21	Darion Williamson	5/0	XXX	XXX	XXX	XXX	...	...	...	...	...	...	...	...	XXX
21	Greedy Vance	13/0	XXX	XXX	XXX	XXX	XXX	XXX	XXX	XXX	XXX	XXX	XXX	XXX	XXX
22	CJ Campbell	6/0	...	...	...	...	...	...	XXX	XXX	XXX	XXX	XXX	XXX	XXX
23	Sidney Williams	11/0	...	XXX	...	XXX	XXX	XXX	XXX	XXX	XXX	XXX	XXX	XXX	XXX
24	Mike Roussos	2/0	XXX	...	...	...	...	...	...	...	...	XXX	...	...	...
27	Akeem Dent	13/12	START	START	START	START	START	START	START	START	START	START	START	XXX	START
28	Brendan Gant	12/0	XXX	XXX	XXX	XXX	XXX	XXX	XXX	XXX	XXX	...	XXX	XXX	XXX
29	Alex Mastromanno	13/0	XXX	XXX	XXX	XXX	XXX	XXX	XXX	XXX	XXX	XXX	XXX	XXX	XXX
29	Rodney Hill	4/0	XXX	...	...	XXX	...	...	...	XXX	...	...	XXX	...	...
30	DJ Daniels	9/0	XXX	XXX	...	XXX	...	...	...	XXX	XXX	XXX	XXX	XXX	XXX
32	Jeremiah Giedrys	1/0	...	...	...	...	...	...	...	...	...	...	XXX	...	...
33	Amarì Gainer	8/1	XXX	...	...	...	...	...	XXX	XXX	START	XXX	XXX	XXX	XXX
35	Leonard Warner III	13/2	XXX	XXX	XXX	XXX	START	XXX	XXX	START	XXX	XXX	XXX	XXX	XXX
36	Omar Graham Jr.	3/0	XXX	...	...	XXX	...	...	...	XXX	...	...	...	...	...
37	Christian White	1/0	...	...	...	...	...	...	...	...	...	...	XXX	...	...
38	Shyheim Brown	13/2	XXX	XXX	XXX	XXX	XXX	XXX	XXX	XXX	XXX	START	XXX	START	XXX
41	AJ Coltrill	2/0	XXX	...	...	...	...	...	...	...	...	...	XXX	...	...
42	Harold Stubbs IV	1/0	...	...	...	...	...	...	...	...	...	...	XXX	...	...
43	Mac Chiumento	3/0	XXX	...	...	...	...	...	XXX	...	...	...	...	XXX	...
44	Joshua Farmer	13/0	XXX	XXX	XXX	XXX	XXX	XXX	XXX	XXX	XXX	XXX	XXX	XXX	XXX
45	Preston Daniel	13/2	XXX	XXX	XXX	XXX	XXX	XXX	START	XXX	XXX	START	XXX	XXX	XXX
45	Danj Alline	1/0	...	...	...	...	...	...	...	...	...	...	XXX	...	...
46	DJ Lundy	13/2	XXX	XXX	XXX	XXX	XXX	XXX	XXX	XXX	START	XXX	START	XXX	XXX
49	James Rosenberry	13/0	XXX	XXX	XXX	XXX	XXX	XXX	XXX	XXX	XXX	XXX	XXX	XXX	XXX
52	Robert Scott, Jr.	11/11	START	START	START	...	...	START	START	START	START	START	START	START	START
52	George Wilson, Jr.	3/0	XXX	...	...	...	...	...	...	XXX	...	...	XXX	...	...
53	Maurice Smith	12/12	...	START	START	START	START	START	START	START	START	START	START	START	START
54	Byron Turner, Jr.	8/0	XXX	XXX	XXX	XXX	...	...	...	...	...	XXX	XXX	XXX	XXX
55	Qae'shon Sapp	1/0	...	...	...	...	...	...	...	...	...	...	XXX	...	...
56	Zane Herring	13/0	XXX	XXX	XXX	XXX	XXX	XXX	XXX	XXX	XXX	XXX	XXX	XXX	XXX
56	Patrick Payton	13/0	XXX	XXX	XXX	XXX	XXX	XXX	XXX	XXX	XXX	XXX	XXX	XXX	XXX
57	Aaron Hester	3/0	...	...	...	XXX	...	...	...	XXX	...	...	XXX	...	...
58	Bless Harris	1/1	START	...	...	...	...	...	...	...	...	...	...	...	...
58	Emile Aime	1/0	...	...	...	...	...	...	...	...	...	...	XXX	...	...
64	David Stickle	7/0	XXX	...	...	XXX	...	...	XXX	XXX	XXX	XXX	XXX	...	...
66	Ben Ostaszewski	1/0	...	...	...	...	...	...	...	...	...	...	XXX	...	...
67	Thomas Shrader	1/0	XXX	...	...	...	...	...	...	...	...	...	...	...	...
69	Kanaya Charlton	5/0	XXX	...	...	...	...	...	...	...	XXX	XXX	XXX	...	XXX
70	Lloyd Willis	12/0	XXX	XXX	XXX	XXX	XXX	XXX	...	XXX	XXX	XXX	XXX	XXX	XXX
71	D'Mitri Emmanuel	13/13	START	START	START	START	START	START	START	START	START	START	START	START	START
72	Julian Armella	4/0	XXX	...	...	XXX	...	...	...	XXX	XXX	...	...	...	...
73	Jaylen Early	4/0	XXX	...	...	...	...	...	...	XXX	...	XXX	XXX	...	...
75	Dillan Gibbons	13/13	START	START	START	START	START	START	START	START	START	START	START	START	START
76	Darius Washington	11/7	START	...	XXX	START	START	XXX	XXX	XXX	START	START	START	...	START
77	Bryson Estes	13/0	XXX	XXX	XXX	XXX	XXX	XXX	XXX	XXX	XXX	XXX	XXX	XXX	XXX
78	Daughtry Richardson	2/0	XXX	...	...	...	...	...	...	...	...	...	XXX	...	...
79	Jazston Turneline	13/8	XXX	START	START	START	START	START	START	START	XXX	XXX	XXX	START	XXX
80	Ontaria Wilson	12/8	...	START	XXX	START	START	START	XXX	XXX	START	XXX	START	START	START
82	Carson Pielock	1/0	...	...	...	...	...	...	...	...	...	...	XXX	...	...
84	Fernando Padron	1/0	...	...	...	...	...	...	...	...	...	...	XXX	...	...
85	Markeston Douglas	13/4	START	XXX	START	XXX	START	XXX	XXX	XXX	XXX	XXX	XXX	XXX	START
86	Brian Courtney	12/0	XXX	...	XXX	XXX	XXX	XXX	XXX	XXX	XXX	XXX	XXX	XXX	XXX
87	Camren McDonald	13/10	XXX	START	START	START	XXX	START	START	START	START	START	START	START	XXX
88	Ryan Fitzgerald	13/0	XXX	XXX	XXX	XXX	XXX	XXX	XXX	XXX	XXX	XXX	XXX	XXX	XXX
88	Kentron Poitier	13/0	XXX	XXX	XXX	XXX	XXX	XXX	XXX	XXX	XXX	XXX	XXX	XXX	XXX
90	Bishop Thomas	2/0	...	...	...	XXX	...	...	...	...	...	...	XXX	...	...
91	Robert Cooper	13/13	START	START	START	START	START	START	START	START	START	START	START	START	START
93	Malakai Menzer	12/0	XXX	XXX	XXX	XXX	XXX	XXX	XXX	XXX	XXX	...	XXX	XXX	XXX
95	Daniel Lyons	4/0	XXX	...	...	XXX	XXX	...	...	...	...	...	...	...	XXX
96	Dante Anderson	3/0	...	...	...	XXX	...	...	...	XXX	...	...	XXX	...	...
97	Shambre Jackson	2/0	...	...	...	...	...	...	XXX	...	...	...	XXX	...	...
99	Malcolm Ray	13/5	XXX	XXX	START	XXX	START	START	START	XXX	XXX	XXX	XXX	XXX	START

MEDIA

PREVIEW

TEAM

COACHES

REVIEW

HONORS

PROS

RECORDS

FSU

# 2022 SEASON REVIEW

## 2022 GAME-BY-GAME STARTERS

	DUQ	LSU	UL	BC	WF	NCST	CU	GT	UM	SU	UL	UF	OU
QB	Travis Ward	Travis Ward	Travis Ward	Travis Ward	Travis Ward	Travis Ward	Travis Toaff	Travis Toaff	Travis Toaff	Travis Benson	Travis Benson	Travis Benson	Travis Benson
RB	J. Wilson	J. Wilson	J. Wilson	J. Wilson	J. Wilson	J. Wilson	J. Wilson	J. Wilson	J. Wilson	J. Wilson	J. Wilson	J. Wilson	J. Wilson
WR	McClain	O. Wilson	M. Douglas (TE)	Toaff (RB)	Pittman	Pittman	McClain	McClain	O. Wilson	Pittman	O. Wilson	Pittman	O. Wilson
TE	M. Douglas	McDonald	McDonald	McDonald	M. Douglas	McDonald	McDonald	McDonald	McDonald	McDonald	McDonald	McDonald	McDonald
LT	Scott Jr.	Scott Jr.	Scott Jr.	Scott Jr.	Scott Jr.	Scott Jr.	Scott Jr.	Scott Jr.	Scott Jr.	Scott Jr.	Scott Jr.	Scott Jr.	Scott Jr.
LG	Gibbons	Gibbons	Gibbons	Gibbons	Gibbons	Gibbons	Gibbons	Gibbons	Gibbons	Gibbons	Gibbons	Gibbons	Gibbons
C	Washington	M. Smith	M. Smith	M. Smith	M. Smith	M. Smith	M. Smith	M. Smith	M. Smith	M. Smith	M. Smith	M. Smith	M. Smith
RG	Emmanuel	Emmanuel	Emmanuel	Emmanuel	Emmanuel	Emmanuel	Emmanuel	Emmanuel	Emmanuel	Emmanuel	Emmanuel	Emmanuel	Emmanuel
RT	Harris	Turnelne	Turnelne	Turnelne	Turnelne	Turnelne	Turnelne	Turnelne	Turnelne	Turnelne	Turnelne	Turnelne	Turnelne
DE	McLendon II	McLendon II	McLendon II	McLendon II	Warner III	McLendon II	McLendon II	McLendon II	McLendon II	McLendon II	McLendon II	McLendon II	McLendon II
DT	Lovett	Ray	Ray	Ray	Ray	Ray	Ray	Ray	Ray	Ray	Ray	Ray	Ray
DE	R. Cooper	R. Cooper	R. Cooper	R. Cooper	R. Cooper	R. Cooper	R. Cooper	R. Cooper	R. Cooper	R. Cooper	R. Cooper	R. Cooper	R. Cooper
LB	Verse	Verse	Verse	Verse	Verse	Verse	Verse	Verse	Verse	Verse	Verse	Verse	Verse
LB	DeLoach	DeLoach	DeLoach	DeLoach	DeLoach	DeLoach	DeLoach	DeLoach	DeLoach	DeLoach	DeLoach	DeLoach	DeLoach
NICK	Bethune	Bethune	Bethune	Bethune	Bethune	Bethune	Bethune	Bethune	Bethune	Bethune	Bethune	Bethune	Bethune
NICK	Knowles II	Knowles II	Knowles II	Knowles II	Knowles II	Knowles II	Knowles II	Knowles II	Knowles II	Knowles II	Knowles II	Knowles II	Knowles II
CB	Green	Green	Green	Green	Green	Green	Green	Green	Green	Green	Green	Green	Green
FS	Robinson	Robinson	Robinson	Robinson	Robinson	Robinson	Robinson	Robinson	Robinson	Robinson	Robinson	Robinson	Robinson
BUCK	Dent	Dent	Dent	Dent	Dent	Dent	Dent	Dent	Dent	Dent	Dent	Dent	Dent
CB	Jones	O. Cooper	Jones	O. Cooper	Jones	Jones	Jones	Jones	Jones	Jones	Jones	Jones	Jones
PK	Fitzgerald	Fitzgerald	Fitzgerald	Fitzgerald	Fitzgerald	Fitzgerald	Fitzgerald	Fitzgerald	Fitzgerald	Fitzgerald	Fitzgerald	Fitzgerald	Fitzgerald
SNP	Rosenberry Jr.	Rosenberry Jr.	Rosenberry Jr.	Rosenberry Jr.	Rosenberry Jr.	Rosenberry Jr.	Rosenberry Jr.	Rosenberry Jr.	Rosenberry Jr.	Rosenberry Jr.	Rosenberry Jr.	Rosenberry Jr.	Rosenberry Jr.
H	Mastromanno	Mastromanno	Mastromanno	Mastromanno	Mastromanno	Mastromanno	Mastromanno	Mastromanno	Mastromanno	Mastromanno	Mastromanno	Mastromanno	Mastromanno
KO	Fitzgerald	Fitzgerald	Fitzgerald	Fitzgerald	Fitzgerald	Fitzgerald	Fitzgerald	Fitzgerald	Fitzgerald	Fitzgerald	Fitzgerald	Fitzgerald	Fitzgerald
P	Mastromanno	Mastromanno	Mastromanno	Mastromanno	Mastromanno	Mastromanno	Mastromanno	Mastromanno	Mastromanno	Mastromanno	Mastromanno	Mastromanno	Mastromanno

### CAREER STARTS LIST

Player	'18	'19	'20	'21	'22	Strk	Ttl
<b>OFFENSE</b>							
Trey Benson	-	-	-	-	6	6	6
Preston Daniel	-	-	2	-	2	-	4
Ja'Kh Douglas	-	-	1	3	-	-	4
Markeston Douglas	-	-	-	-	4	1	4
D'Mitri Emmanuel <sup>1</sup>	-	12	6	7	13	13	38
Dylan Gibbons <sup>2</sup>	-	-	1	11	13	16	25
Bless Harris <sup>3</sup>	-	2	5	-	-	-	8
Keyshawn Helton	1	4	2	2	-	-	9
Kayden Lyles <sup>4</sup>	7	4	4	1	-	-	16
Malik McClain	-	-	-	9	3	-	12
Camren McDonald	-	-	9	11	10	-	30
Mycah Pittman <sup>5</sup>	-	1	4	7	7	-	19
Tate Rodemaker	-	-	1	-	-	-	1
Mike Roussos <sup>6</sup>	5	8	NA	4	-	-	17
Robert Scott Jr.	-	-	7	11	11	8	29
Thomas Shrader	-	-	1	-	-	-	1
Maurice Smith	-	2	7	8	12	12	29
Lawrence Toaff	-	-	2	2	6	1	10
Jordan Travis	-	-	6	8	13	16	27
Jazston Turnelne <sup>7</sup>	-	-	3	7	8	-	18
Treshawn Ward	-	-	-	-	6	-	6
Darius Washington	-	3	5	12	7	1	27
Johnny Wilson <sup>8</sup>	-	-	1	2	13	13	16
Ontaria Wilson	2	7	8	11	8	3	36
Winston Wright Jr. <sup>9</sup>	-	2	3	11	-	-	16

<sup>1</sup> at Charlotte, 2019-21  
<sup>2</sup> at Notre Dame, 2020  
<sup>3</sup> at Lamar, 2019-20  
<sup>4</sup> at Wisconsin, 2018-21  
<sup>5</sup> at Oregon, 2019-21  
<sup>6</sup> at Columbia, 2018-21  
<sup>7</sup> at South Carolina, 2020-21  
<sup>8</sup> at Arizona State, 2020-21  
<sup>9</sup> at West Virginia, 2019-21

Player	'18	'19	'20	'21	'22	Strk	Ttl
<b>DEFENSE</b>							
Tatum Bethune <sup>1</sup>	-	-	5	12	11	3	28
Dennis Briggs Jr.	-	2	3	2	3	-	10
Shyheim Brown	-	-	-	-	2	-	2
Omarion Cooper	-	-	-	3	4	-	7
Robert Cooper	-	13	5	10	13	18	41
Kalen DeLoach	-	-	1	11	13	22	25
Akeem Dent	-	5	5	8	12	1	30
Stephen Dix Jr.	-	-	5	-	-	-	5
Malik Feaster <sup>2</sup>	5	9	2	5	-	-	21
Amari Gainer	-	9	5	3	1	-	18
Brendan Gant	-	1	3	2	-	-	6
Renardo Green	-	-	5	2	12	8	19
Travis Jay	-	-	2	1	-	-	3
Jarrian Jones <sup>3</sup>	-	1	3	6	10	3	20
Kevin Knowles II	-	-	-	7	11	2	18
Fabien Lovett <sup>4</sup>	-	13	2	9	7	-	31
DJ Lundy	-	-	-	11	2	-	13
Jaques McClellion <sup>5</sup>	9	11	-	-	-	-	20
Derrick McLendon II	-	-	-	-	12	8	12
Malcolm Ray	-	-	-	2	5	1	7
Jammie Robinson <sup>6</sup>	-	3	10	11	13	24	37
Greedy Vance Jr. <sup>7</sup>	-	-	-	9	-	-	9
Jared Verse <sup>8</sup>	-	-	1	11	9	5	21
Leonard Warner III	4	12	4	-	2	-	22
Sidney Williams	-	-	-	4	-	-	4

<sup>1</sup> at UCF, 2020-21  
<sup>2</sup> at Jacksonville St., 2018-21  
<sup>3</sup> at Mississippi State, 2019  
<sup>4</sup> at Arkansas, 2018-19  
<sup>5</sup> at South Carolina, 2019-20  
<sup>6</sup> at Louisville, 2021  
<sup>7</sup> at Albany, 2020-21

### 2022 GAME HIGHS

Player	Stat	Game
<b>FLORIDA STATE INDIVIDUAL GAME HIGHS</b>		
RUSHES	20	Trey Benson vs Florida (11/25/2022)
YARDS RUSHING	163	Trey Benson at Syracuse (11/12/2022)
TD RUSHES	3	Trey Benson vs Florida (11/25/2022)
LONG RUSH	71	Jordan Travis at NC State (10/08/2022)
PASS ATTEMPTS	42	Jordan Travis vs Clemson (10/15/2022)
PASS COMPLETIONS	27	Jordan Travis vs Oklahoma (N) (12/29/2022)
YARDS PASSING	418	Jordan Travis vs Oklahoma (N) (12/29/2022)
TD PASSES	3	Jordan Travis at Syracuse (11/12/2022)
	3	Jordan Travis at Miami (FL) (11/05/2022)
	3	Jordan Travis vs Georgia Tech (10/29/2022)
	3	Jordan Travis vs Wake Forest (10/01/2022)
LONG PASS	78	Jordan Travis vs Georgia Tech (10/29/2022)
RECEPTIONS	8	Johnny Wilson vs Oklahoma (N) (12/29/2022)
YARDS RECEIVING	202	Johnny Wilson vs Oklahoma (N) (12/29/2022)
TD RECEPTIONS	2	Mycah Pittman vs Wake Forest (10/01/2022)
	2	Johnny Wilson at Louisville (09/16/2022)
	2	Ontaria Wilson vs LSU (N) (09/04/2022)
LONG RECEPTION	78	Johnny Wilson vs Georgia Tech (10/29/2022)
PUNTS	6	Alex Mastromanno at NC State (10/08/2022)
PUNTING AVG	52	Alex Mastromanno vs Duquesne (08/27/2022)
LONG PUNT	53	Alex Mastromanno vs Boston College (09/24/2022)
PUNTS INSIDE 20	3	Alex Mastromanno at Syracuse (11/12/2022)
	3	Alex Mastromanno at Miami (FL) (11/05/2022)
LONG PUNT RETURN	51	Ontaria Wilson at NC State (10/08/2022)
LONG KICKOFF RETURN	93	Trey Benson vs Boston College (09/24/2022)
TACKLES	14	Tatum Bethune at NC State (10/08/2022)
SACKS	2	Jared Verse vs LSU (N) (09/04/2022)
	2.5	Jared Verse vs Oklahoma (N) (12/29/2022)
	2.5	Jared Verse vs Georgia Tech (10/29/2022)
	2.5	Tatum Bethune at NC State (10/08/2022)
	2.5	Jared Verse vs Wake Forest (10/01/2022)
	2.5	Jared Verse vs LSU (N) (09/04/2022)
INTERCEPTIONS	1	Jarrian Jones vs Florida (11/25/2022)
	1	Greedy Vance at Syracuse (11/12/2022)
	1	Greedy Vance at Miami (FL) (11/05/2022)
	1	Azareyah Thomas at Miami (FL) (11/05/2022)
	1	Jammie Robinson at NC State (10/08/2022)
	1	Greedy Vance vs Boston College (09/24/2022)
	1	Omarion Cooper vs Boston College (09/24/2022)
	1	Kevin Knowles II at Louisville (09/16/2022)

### FLORIDA STATE TEAM GAME HIGHS

RUSHES	54	Duquesne (08/27/2022)
YARDS RUSHING	406	Duquesne (08/27/2022)
YARDS PER RUSH	7.5	Duquesne (08/27/2022)
TD RUSHES	6	Duquesne (08/27/2022)
PASS ATTEMPTS	42	Clemson (10/15/2022)
PASS COMPLETIONS	27	vs Oklahoma (N) (12/29/2022)
YARDS PASSING	418	vs Oklahoma (N) (12/29/2022)
YARDS PER PASS	14.1	at Miami (FL) (11/05/2022)
TD PASSES	4	at Louisville (09/16/2022)
	4	at Syracuse (11/12/2022)
TOTAL PLAYS	82	Georgia Tech (10/29/2022)
TOTAL OFFENSE	642	Georgia Tech (10/29/2022)
YARDS PER PLAY	8.4	Duquesne (08/27/2022)
POINTS	49	Louisiana (11/19/2022)
SACKS BY	6	vs Oklahoma (N) (12/29/2022)
FIRST DOWNS	33	Duquesne (08/27/2022)
PENALTIES	13	Georgia Tech (10/29/2022)
PENALTY YARDS	104	Georgia Tech (10/29/2022)
TURNOVERS	2	Georgia Tech (10/29/2022)
	2	at NC State (10/08/2022)
	2	at Louisville (09/16/2022)
PUNTS	6	at NC State (10/08/2022)
PUNTING AVG	52.0	Duquesne (08/27/2022)
LONG PUNT	53	Boston College (09/24/2022)
PUNTS INSIDE 20	3	at Syracuse (11/12/2022)
	3	at Miami (FL) (11/05/2022)
LONG PUNT RETURN	51	at NC State (10/08/2022)

### OPPONENT INDIVIDUAL GAME HIGHS

RUSHES	27	Jovantae Barnes vs Oklahoma (N) (12/29/2022)
YARDS RUSHING	129	Trevor Etienne vs Florida (11/25/2022)
TD RUSHES	2	Malik Cunningham at Louisville (09/16/2022)
LONG RUSH	45	Trevor Etienne vs Florida (11/25/2022)
	45	Jaylan Knighton at Miami (FL) (11/05/2022)
PASS ATTEMPTS	36	Chandler Fields vs Louisiana (11/19/2022)
PASS COMPLETIONS	25	Jayden Daniels vs LSU (N) (09/04/2022)
YARDS PASSING	243	Dillon Gabriel vs Oklahoma (N) (12/29/2022)
	243	Malik Cunningham at Louisville (09/16/2022)
TD PASSES	3	Anthony Richardson vs Florida (11/25/2022)
	3	DJ Ulagalelei vs Clemson (10/15/2022)
LONG PASS	59	DJ Ulagalelei vs Clemson (10/15/2022)
RECEPTIONS	8	A.T. Perry vs Wake Forest (10/01/2022)
YARDS RECEIVING	148	Ricky Pearsall vs Florida (11/25/2022)
TD RECEPTIONS	2	Ricky Pearsall vs Florida (11/25/2022)
	2	Jarar Jenkins vs LSU (N) (09/04/2022)
LONG RECEPTION	59	Antonio Williams vs Clemson (10/15/2022)
FIELD GOALS	4	Christopher Dunn at NC State (10/08/2022)
LONG FIELD GOALS	53	Christopher Dunn at NC State (10/08/2022)
PUNTS	8	Max Von Marburg at Syracuse (11/12/2022)
PUNTING AVG	49	Sam Candotti vs Boston College (09/24/2022)
LONG PUNT	59	Lou Hedley at Miami (FL) (11/05/2022)
PUNTS INSIDE 20	4	Mark Vassett at Louisville (09/16/2022)
LONG PUNT RETURN	23	Marvin Mims Jr. vs Oklahoma (N) (12/29/2022)
LONG KICKOFF RETURN	69	Will Shipley vs Clemson (10/15/2022)
TACKLES	14	Clayton Powell-Lee vs Georgia Tech (10/29/2022)
	14	Drake Thomas at NC State (10/08/2022)
SACKS	2	Myles Murphy vs Clemson (10/15/2022)
	2	Ya'Ya Diaby at Louisville (09/16/2022)
TACKLES FOR LOSS	3.5	Myles Murphy vs Clemson (10/15/2022)
INTERCEPTIONS	1	Billy Bowman vs Oklahoma (N) (12/29/2022)
	1	DJ Ivey at Miami (FL) (11/05/2022)
	1	Shyheim Battle at NC State (10/08/2022)
	1	Devon Boykin at NC State (10/08/2022)
	1	Yasir Abdullah at Louisville (09/16/2022)
	1	Rance Conner at Louisville (09/16/2022)
	1	Ryan Webb vs Duquesne (0

# 2022 SEASON REVIEW

## FLORIDA STATE TEAM STATISTICS

DATE	OPPONENT	RUSHING				RECEIVING				PASSING				KICK RETURNS					PUNT RETURNS			TOT OFF		
		NO.	YDS	TD	LG	NO.	YDS	TD	LG	CMP	ATT	INT	YDS	TD	LG	NO.	YDS	TD	LG	NO.	YDS		TD	LG
08/27/2022	Duquesne	54	406	6	43	14	232	0	51	14	22	1	232	0	51	2	26	0	14	2	7	0	7	638
09/04/2022	vs LSU	38	132	1	23	20	260	2	39	20	33	0	260	2	39	2	45	0	24	1	0	0	0	392
09/16/2022	at Louisville	37	189	1	46	19	266	4	69	19	27	2	266	4	69	1	21	0	21	2	9	0	5	455
09/24/2022	Boston College	35	180	4	36	19	350	1	72	19	31	0	350	1	72	1	93	1	93	1	18	0	18	530
10/01/2022	Wake Forest	28	112	0	30	23	281	3	28	23	35	0	281	3	28	3	74	0	38	1	34	0	34	393
10/08/2022	at NC State	28	206	1	71	15	181	1	37	15	30	2	181	1	37	1	13	0	13	1	51	0	51	387
10/15/2022	Clemson	34	206	2	25	24	254	2	29	24	42	0	254	2	29	1	14	0	14	2	30	0	31	460
10/29/2022	Georgia Tech	43	246	2	27	24	396	3	78	24	39	0	396	3	78	2	36	0	18	2	23	0	23	642
11/05/2022	at Miami (FL)	49	229	3	42	13	225	3	65	13	16	1	225	3	65	0	0	0	0	1	6	0	6	454
11/12/2022	at Syracuse	40	230	1	30	25	190	4	24	25	31	0	190	4	24	0	0	0	5	5	35	0	14	420
11/19/2022	Louisiana	45	251	5	36	13	189	2	45	13	21	0	189	2	45	0	0	0	0	1	7	0	7	440
11/25/2022	Florida	44	227	5	45	13	270	1	44	13	30	0	270	1	44	0	0	0	2	2	7	0	8	497
12/29/2022	vs Oklahoma	34	169	2	38	27	418	2	58	27	38	1	418	2	58	2	29	0	25	0	0	0	0	587
	<b>Totals</b>	<b>509</b>	<b>2783</b>	<b>33</b>	<b>71</b>	<b>249</b>	<b>3512</b>	<b>28</b>	<b>78</b>	<b>249</b>	<b>395</b>	<b>7</b>	<b>3512</b>	<b>28</b>	<b>78</b>	<b>15</b>	<b>351</b>	<b>1</b>	<b>93</b>	<b>21</b>	<b>227</b>	<b>0</b>	<b>51</b>	<b>6295</b>
	<b>Opponent</b>	<b>514</b>	<b>2033</b>	<b>14</b>	<b>45</b>	<b>197</b>	<b>2150</b>	<b>18</b>	<b>59</b>	<b>197</b>	<b>349</b>	<b>8</b>	<b>2150</b>	<b>18</b>	<b>59</b>	<b>20</b>	<b>411</b>	<b>0</b>	<b>69</b>	<b>12</b>	<b>72</b>	<b>0</b>	<b>23</b>	<b>4183</b>

Games: 13 | Avg/rush: 5.5 | Avg/catch: 14.1 | Pass effic: 157.6 | KR avg: 23.4 | PR avg: 10.8 | All purpose avg/game: 529.5 | Total offense avg/gm: 484.2

DATE	OPPONENT	TACKLES				SACKS	FUMBLE		Pass Defense			BLKD KICK	Kicks-XPTS			SAF	PTS
		SOLO	AST	TOTAL	TFL-YDS		NO-YDS	FF	FR-YDS	INT-YDS	QBH		BRK	ATT-MAD	RUN		
08/27/2022	Duquesne	21	34	55	6.0-13	1-6	0	0-0	0-0	0	5	0	5-5	0	0	0	47
09/04/2022	vs LSU	49	8	57	6.0-24	4-19	0	2-0	0-0	2	2	2	3-3	0	0	0	24
09/16/2022	at Louisville	52	26	78	4.0-19	2-16	1	2-15	1-0	3	4	0	5-5	0	0	0	35
09/24/2022	Boston College	28	40	68	6.0-22	3-18	0	0-0	2-0	2	3	0	5-6	0	0	0	44
10/01/2022	Wake Forest	47	38	85	9.0-38	4-31	0	0-0	0-0	4	3	0	1-1	0	1	0	21
10/08/2022	at NC State	34	48	82	7.0-27	2-12	0	0-0	1-0	4	3	0	2-2	0	0	0	17
10/15/2022	Clemson	37	30	67	4.0-13	3-12	0	0-0	0-0	1	3	0	4-4	0	0	0	28
10/29/2022	Georgia Tech	27	34	61	10.0-42	4-27	0	0-0	0-0	3	3	0	5-5	0	0	0	41
11/05/2022	at Miami (FL)	29	24	53	4.0-34	3-29	1	2-10	2-10	1	2	0	6-6	0	0	0	45
11/12/2022	at Syracuse	28	14	42	8.0-35	3-22	2	0-0	1-0	2	1	0	5-5	0	0	0	38
11/19/2022	Louisiana	34	38	72	6.0-21	4-19	1	1-0	0-0	4	9	0	7-7	0	0	0	49
11/25/2022	Florida	29	46	75	3.0-4	1-1	0	0-0	1-0	4	4	0	6-6	0	0	0	45
12/29/2022	vs Oklahoma	51	30	81	11.0-51	6-37	2	1-0	0-0	0	3	0	3-3	0	1	0	35
	<b>Totals</b>	<b>466</b>	<b>410</b>	<b>876</b>	<b>84.0-343</b>	<b>40-249</b>	<b>7</b>	<b>8-25</b>	<b>8-10</b>	<b>30</b>	<b>45</b>	<b>2</b>	<b>57-58</b>	<b>0</b>	<b>2</b>	<b>0</b>	<b>469</b>
	<b>Opponent</b>	<b>464</b>	<b>444</b>	<b>908</b>	<b>77.0-266</b>	<b>20-148</b>	<b>9</b>	<b>7-71</b>	<b>7-75</b>	<b>38</b>	<b>39</b>	<b>0</b>	<b>29-30</b>	<b>0</b>	<b>1</b>	<b>0</b>	<b>268</b>

DATE	OPPONENT	PUNTING								FIELD GOALS			KICKOFFS					
		NO	YDS	AVG	LONG	BLKD	TB	FC	50+	I20	ATT-MADE	LG	BLKD	NO	YDS	AVG	TB	OB
08/27/2022	Duquesne	1	52	52	52	0	0	0	1	1	2-2	24	0	9	580	64.4	5	0
09/04/2022	vs LSU	2	92	46	47	0	0	0	0	2	1-2	25	0	5	294	58.8	0	2
09/16/2022	at Louisville	4	173	43.3	52	0	0	0	2	0	0-2	0	0	6	389	64.8	4	0
09/24/2022	Boston College	2	92	46	53	0	1	1	1	0	1-1	30	0	8	520	65	8	0
10/01/2022	Wake Forest	4	169	42.3	47	0	1	0	0	2	0-2	0	0	4	259	64.8	3	0
10/08/2022	at NC State	6	226	37.7	43	0	1	1	0	1	1-1	47	0	3	195	65	2	0
10/15/2022	Clemson	2	77	38.5	40	0	0	2	0	0	0-0	0	0	4	260	65	3	0
10/29/2022	Georgia Tech	0	0	0	0	0	0	0	0	0	2-2	34	0	7	453	64.7	6	0
11/05/2022	at Miami (FL)	3	124	41.3	49	0	0	1	0	3	1-1	41	0	7	455	65	5	0
11/12/2022	at Syracuse	3	121	40.3	45	0	0	3	0	3	1-2	40	0	6	388	64.7	5	1
11/19/2022	Louisiana	3	114	38	41	0	0	0	0	1	0-0	0	0	8	515	64.4	3	0
11/25/2022	Florida	2	94	47.0	50	0	0	0	1	0	1-2	46	0	8	507	63.4	4	0
12/29/2022	vs Oklahoma	2	88	44.0	46	0	0	1	0	1	2-3	32	0	7	455	65.0	6	0
	<b>Totals</b>	<b>34</b>	<b>1422</b>	<b>41.8</b>	<b>53</b>	<b>0</b>	<b>3</b>	<b>9</b>	<b>5</b>	<b>14</b>	<b>12-20</b>	<b>47</b>	<b>0</b>	<b>82</b>	<b>5270</b>	<b>64.3</b>	<b>54</b>	<b>3</b>
	<b>Opponent</b>	<b>67</b>	<b>2875</b>	<b>42.9</b>	<b>59</b>	<b>0</b>	<b>2</b>	<b>20</b>	<b>15</b>	<b>20</b>	<b>15-20</b>	<b>53</b>	<b>1</b>	<b>56</b>	<b>3382</b>	<b>60.4</b>	<b>31</b>	<b>3</b>

MEDIA

PREVIEW

TEAM

COACHES

REVIEW

HONORS

PROS

RECORDS

FSU

# 2022 SEASON REVIEW

## OPPONENT TEAM STATISTICS

DATE	OPPONENT	RUSHING				RECEIVING				PASSING				KICK RETURNS				PUNT RETURNS			TOT OFF		
		NO.	YDS	TD	LG	NO.	YDS	TD	LG	CMP	ATT	INT	YDS	TD	LG	NO.	YDS	TD	LG	NO.		YDS	TD
8/27/2022	Duquesne	30	93	0	20	7	71	1	22	36	724	71	1	22	4	54	0	17	0	0	0	0	164
9/04/2022	vs LSU	30	139	1	25	25	209	2	22	25	35-0	209	2	22	2	31	0	17	2	-2	0	0	348
9/16/2022	at Louisville	44	252	3	40	21	243	1	55	21	34-1	243	1	55	2	33	0	20	3	14	0	12	495
9/24/2022	Boston College	34	95	0	11	18	140	2	24	18	29-2	140	2	24	0	0	0	0	0	0	0	0	235
10/01/2022	Wake Forest	51	171	2	35	22	234	2	22	22	34-0	234	2	22	0	0	0	0	1	0	0	0	405
10/08/2022	at NC State	46	182	0	19	11	125	1	34	37	218	125	1	34	1	16	0	16	2	15	0	8	307
10/15/2022	Clemson	44	167	1	36	15	203	3	59	15	23-0	203	3	59	1	69	0	69	0	0	0	0	370
10/29/2022	Georgia Tech	30	66	1	15	20	198	1	32	20	31-0	198	1	32	0	0	0	0	0	0	0	0	264
11/05/2022	at Miami (FL)	33	126	0	45	10	62	0	15	37	548	62	0	15	2	37	0	23	0	0	0	0	188
11/12/2022	at Syracuse	31	95	0	16	6	65	0	29	37	059	65	0	29	0	0	0	0	0	0	0	0	160
11/19/2022	Louisiana	35	132	1	14	19	159	1	30	19	36-0	159	1	30	5	84	0	20	1	5	0	5	291
11/25/2022	Florida	46	262	2	45	9	198	3	52	37	161	198	3	52	3	87	0	48	2	17	0	13	460
12/29/2022	vs Oklahoma	60	253	3	25	14	243	1	46	14	24-0	243	1	46	0	0	0	0	1	23	0	23	496
	<b>Totals</b>	<b>514</b>	<b>2033</b>	<b>14</b>	<b>45</b>	<b>197</b>	<b>2150</b>	<b>18</b>	<b>59</b>	<b>197</b>	<b>349-8</b>	<b>2150</b>	<b>18</b>	<b>59</b>	<b>20</b>	<b>411</b>	<b>0</b>	<b>69</b>	<b>12</b>	<b>72</b>	<b>0</b>	<b>23</b>	<b>4183</b>
	<b>Opponent</b>	<b>509</b>	<b>2783</b>	<b>33</b>	<b>71</b>	<b>249</b>	<b>3512</b>	<b>28</b>	<b>78</b>	<b>249</b>	<b>395-7</b>	<b>3512</b>	<b>28</b>	<b>78</b>	<b>15</b>	<b>351</b>	<b>1</b>	<b>93</b>	<b>21</b>	<b>227</b>	<b>0</b>	<b>51</b>	<b>6295</b>

Games: 13 | Avg/rush: 4.0 | Avg/catch: 10.9 | Pass effic: 120.6 | KR avg: 20.6 | PR avg: 6.0 | All purpose avg/game: 364.7 | Total offense avg/gm: 321.8

DATE	OPPONENT	TACKLES				SACKS	FUMBLE		Pass Defense			BLKD KICK	Kicks-XPTS			SAF	PTS
		SOLO	AST	TOTAL	TFL-YDS		NO-YDS	FF	FR-YDS	INT-YDS	QBH		BRK	ATT-MAD	RUN		
8/27/2022	Duquesne	40	44	84	1.0-7	1-7	0	0-0	1-50	1	2	0	1-1	0	0	0	7
9/04/2022	vs LSU	46	20	66	2.0-5	0-0	0	1-0	0-0	4	3	0	2-3	0	0	0	23
9/16/2022	at Louisville	34	36	70	10.0-46	4-28	0	0-0	2-20	2	2	0	4-4	0	0	0	31
9/24/2022	Boston College	29	32	61	5.0-8	0-0	0	0-0	0-0	5	4	0	2-2	0	0	0	14
10/01/2022	Wake Forest	30	36	66	6.0-15	1-7	2	1-0	0-0	5	4	0	4-4	0	0	0	31
10/08/2022	at NC State	25	32	57	6.0-23	1-10	0	0-0	2-5	8	4	0	1-1	0	0	0	19
10/15/2022	Clemson	29	48	77	9.0-37	2-21	1	1-0	0-0	6	4	0	4-4	0	0	0	34
10/29/2022	Georgia Tech	41	46	87	3.0-10	1-7	1	2-71	0-0	2	4	0	1-1	0	0	0	16
11/05/2022	at Miami (FL)	40	28	68	11.0-46	3-28	0	0-0	1-0	0	0	0	0-0	0	0	0	3
11/12/2022	at Syracuse	51	22	73	10.0-29	3-19	2	1-0	0-0	1	1	0	0-0	0	0	0	3
11/19/2022	Louisiana	26	44	70	2.0-2	0-0	1	0-0	0-0	2	0	0	2-2	0	0	0	17
11/25/2022	Florida	27	36	63	7.0-19	2-9	2	1-0	0-0	1	7	0	5-5	0	0	0	38
12/29/2022	vs Oklahoma	46	20	66	5.0-19	2-12	0	0-0	1-0	1	4	0	3-3	0	1	0	32
	<b>Totals</b>	<b>464</b>	<b>444</b>	<b>908</b>	<b>77.0-266</b>	<b>20-148</b>	<b>9</b>	<b>7-71</b>	<b>7-75</b>	<b>38</b>	<b>39</b>	<b>0</b>	<b>29-30</b>	<b>0</b>	<b>1</b>	<b>0</b>	<b>268</b>
	<b>Opponent</b>	<b>466</b>	<b>410</b>	<b>876</b>	<b>84.0-343</b>	<b>40-249</b>	<b>7</b>	<b>8-25</b>	<b>8-10</b>	<b>30</b>	<b>45</b>	<b>2</b>	<b>57-58</b>	<b>0</b>	<b>2</b>	<b>0</b>	<b>469</b>

DATE	OPPONENT	PUNTING								FIELD GOALS			KICKOFFS					
		NO	YDS	AVG	LONG	BLKD	TB	FC	50+	I20	ATT-MADE	LG	BLKD	NO	YDS	AVG	TB	OB
8/27/2022	Duquesne	8	301	37.6	48	0	0	2	0	2	0-1	0	0	2	123	61.5	0	0
9/04/2022	vs LSU	2	87	43.5	56	0	0	0	1	1	1-2	36	1	4	259	64.8	1	0
9/16/2022	at Louisville	5	232	46.4	55	0	0	1	2	4	1-1	36	0	6	390	65	5	0
9/24/2022	Boston College	7	329	47	54	0	0	4	3	4	0-0	0	0	3	146	48.7	0	0
10/01/2022	Wake Forest	3	115	38.3	39	0	0	1	0	0	1-2	27	0	6	310	51.7	0	1
10/08/2022	at NC State	6	244	40.7	57	0	0	5	1	3	4-4	53	0	6	375	62.5	4	1
10/15/2022	Clemson	4	183	45.8	54	0	0	0	2	1	2-2	47	0	7	455	65	6	0
10/29/2022	Georgia Tech	7	266	38	47	0	1	0	0	0	1-1	38	0	2	128	64	0	0
11/05/2022	at Miami (FL)	6	282	47	59	0	0	1	2	1	1-1	49	0	2	130	65	2	0
11/12/2022	at Syracuse	8	332	41.5	46	0	0	1	0	1	1-2	30	0	2	74	37	1	0
11/19/2022	Louisiana	5	221	44.2	51	0	0	2	1	1	1-1	24	0	3	194	64.7	2	0
11/25/2022	Florida	3	139	46.3	52	0	0	1	1	0	1-1	41	0	7	442	63.1	6	1
12/29/2022	vs Oklahoma	3	144	48.0	52	0	1	2	2	2	1-2	41	0	6	356	59.3	4	0
	<b>Totals</b>	<b>67</b>	<b>2875</b>	<b>42.9</b>	<b>59</b>	<b>0</b>	<b>2</b>	<b>20</b>	<b>15</b>	<b>20</b>	<b>15-20</b>	<b>53</b>	<b>1</b>	<b>56</b>	<b>3382</b>	<b>60.4</b>	<b>31</b>	<b>3</b>
	<b>Opponent</b>	<b>34</b>	<b>1422</b>	<b>41.8</b>	<b>53</b>	<b>0</b>	<b>3</b>	<b>9</b>	<b>5</b>	<b>14</b>	<b>12-20</b>	<b>47</b>	<b>0</b>	<b>82</b>	<b>5270</b>	<b>64.3</b>	<b>54</b>	<b>3</b>



**DILLAN GIBBONS**

2022 Jim Tatum Award Winner



**PATRICK PAYTON**

2022 ACC Defensive Rookie of the Year



# HONORS



COLLEGE FOOTBALL HALL OF FAME

MEDIA

PREVIEW

TEAM

COACHES

REVIEW

HONORS

PROS

RECORDS

FSU




**MARVIN JONES**  
Linebacker 1990-92  
2022 College Football Hall of Fame



**TERRELL BUCKLEY**  
Cornerback 1989-91  
2019 College Football Hall of Fame



**DERRICK BROOKS**  
Linebacker 1991-94  
2016 College Football Hall of Fame



COLLEGE FOOTBALL HALL OF FAME

MEDIA

PREVIEW

TEAM

COACHES

REVIEW

HONORS

PROS

RECORDS

FSU



**DEION SANDERS**  
 Cornerback 1985-88  
 2011 College Football Hall of Fame



**RON SIMMONS**  
 Nose Guard 1977-80  
 2008 College Football Hall of Fame



**CHARLIE WARD**  
 Quarterback 1989-93  
 2006 College Football Hall of Fame



COLLEGE FOOTBALL HALL OF FAME

MEDIA

PREVIEW

TEAM

COACHES


REVIEW

HONORS


PROS

RECORDS

FSU



**FRED BILETNIKOFF**  
Wide Receiver 1962-64  
1991 College Football Hall of Fame





**RON SELLERS**  
Wide Receiver 1966-68  
1988 College Football Hall of Fame



**BOBBY BOWDEN**  
Head Coach 1976-2009  
2006 College Football Hall of Fame

*In 2006, Bobby Bowden became the first active head coach to be inducted into the College Football Hall of Fame. He would remain FSU's head coach for three more seasons.*



**DARRELL MUDRA**  
Head Coach 1974-75  
2000 College Football Hall of Fame



# SEMINOLE FOOTBALL IN THE FLORIDA STATE HALL OF FAME

## 1977

Fred Biletnikoff	(1962-64)
Ron Sellers	(1966-68)
Burt Reynolds - Moore-Stone Award	(1954-55)

## 1978

Lee Corso	(1953-56)
Kim Hammond	(1966-67)

## 1979

Bill Peterson	(Head Coach 1960-70)
Barry Smith	(1970-72)
James "J.T." Thomas	(1970-72)

## 1980

Hugh Adams	(1948-49)
Buddy Strauss	(1948-49)

## 1981

Steve Tensi	(1962-64)
Bud Whitehead	(1958-60)

## 1982

Bobby Crenshaw	(1952-55)
Fred Pickard	(1957-59)
Walt Sumner	(1966-68)
Del Williams	(1964-66)

## 1983

Bill Dawkins	(1948-51)
Gary Huff	(1970-72)
Tom Nugent	(Head Coach 1953-58)
Jesse Forbes - Track & Field	(1977)

## 1984

Bill Cappleman	(1968-69)
Larry Key	(1974-77)
Dale McCullers	(1966-68)
Bobby Renn	(1956-58)
Dr. Don Veller	(Head Coach 1948-52)

## 1985

Dick Hermann	(1962-64)
Jimmy Jordan	(1976-79)
Gene McDowell	(1960-62)
Wally Woodham	(1977-79)

## 1986

Ralph Chaudron	(1947-49)
Ron Simmons	(1977-80)
Rohn Stark	(1978-81)

## 1987

Bobby Butler	(1977-80)
Bob Harbison	(Asst. Coach 1948-72, 1974-85)
Ken Lanier	(1977-80)
Lee Nelson	(1974-75)
Wyatt "Red" Parish	(1947-49)
Ed Williamson	(Head Coach 1947)

## 1988

Willie Jones	(1975-78)
Vic Prinzi	(1954-58)
Tony Romeo	(1958-60)
Bill Proctor - Administration	(1966-68)

## 1989

Winfred Bailey	(1962-64)
Reggie Herring	(1978-80)
Paul Piurowski	(1977-80)

## 1990

Greg Allen	(1981-84)
Bill Capece	(1977-80)
Alphonso Carreker	(1980-83)
Billy Parker - Moore-Stone Award	(1947)

## 1991

John Crowe	(1966-68)
Jamie Dukes	(1982-85)
Mike Shumann	(1973-77)
T.K. Wetherell - Moore-Stone Award	(1965-67)

## 1992

Bill Rhodes	(1966-68)
-------------	-----------

## 1993

Bill "Red" Dawson	(1962-64)
Bobby Jackson	(1974-77)
Al Makowieki	(1953-54)

## 1994

Paul McGowan	(1984-87)
Deion Sanders	(1985-88)
Ron Schomburger	(1954-57)

## 1995

Monk Bonasorte	(1977-80)
Dave Cappelen	(1976-79)
Danny McManus	(1985-87)

## 1997

Lawrence Dawsey	(1987-90)
Derek Schmidt	(1984-87)
Scott Warren	(1976-79)

## 1998

Wayne McDuffie	(1964-67)
Peter Tom Willis	(1986-89)

## 1999

Charlie Ward	(1989-93)
Casey Weldon	(1988-91)

## 2000

Derrick Brooks	(1991-94)
Marvin Jones	(1990-92)
Joe Camps - Moore-Stone Award	(1974-76)

## 2001

Leroy Butler	(1987-89)
Clay Shiver	(1992-95)

## 2002

Warrick Dunn	(1993-96)
--------------	-----------

## 2003

Terrell Buckley	(1989-91)
-----------------	-----------

## 2004

Peter Boulware	(1994-96)
Andre Wadsworth	(1994-97)

## 2005

Edgar Bennett	(1987-91)
Kez McCorvey	(1991-94)

## 2006

Rhett Dawson	(1969-71)
--------------	-----------

## 2007

Derrick Alexander	(1992-94)
Jack Shinholser	(1963-65)
Gary Pajcic - Moore-Stone Award	(1966-68)
Larry Pendleton - Administration	(1966-68)

## 2008

Clifton Abraham	(1991-94)
-----------------	-----------

## 2009

Reinard Wilson	(1993-96)
----------------	-----------

## 2010

Mickey Andrews	(Asst. Coach 1984-2009)
Tom Haney - Moore-Stone Award	(1961)
Corey Simon	(1996-99)
Peter Warrick	(1996-99)

## 2011

Sam Cowart	(1993-97)
Chris Weinke	(1997-2000)

## 2012

Bobby Bowden	(Head Coach 1976-2009)
Danny Kanell	(1992-95)

## 2013

Sebastian Janikowski	(1997-99)
Jamal Reynolds	(1997-2000)
Sammie Smith	(1986-88)

## 2014

Aaron Carter	(1974-77)
Amp Lee	(1989-91)

## 2015

Pai Carter	(1984-87)
Tay Cody	(1997-2000)

## 2016

Alex Barron	(2002-04)
-------------	-----------

## 2017

William Floyd	(1990-93)
---------------	-----------

## 2018

Jim Gladden	(Asst. Coach 1976-2001)
Odell Haggins	(1986-89, Asst. Coach 1994-Pres.)

## 2019

Rick Stockstill	(1979-81)
-----------------	-----------

## 2021

Graham Gano	(2005-08)
-------------	-----------

## 2022

E.G. Green	(1994-97)
Marvin "Snoop" Minnis	(1997-2000)

## 2023

Rodney Hudson	(2007-10)
---------------	-----------

## RETIRED JERSEYS & NUMBERS

Since Florida State University first fielded an intercollegiate football team in 1947, only 11 numbers/jerseys have been retired. Those numbers/jerseys — **2, 9, 10, 16, 17, 25, 27, 28, 34, 50** and **55** — belonged to 11 of the greatest players in Florida State football history — **Deion Sanders, Peter Warrick, Derrick Brooks, Chris Weinke, Charlie Ward, Fred Biletnikoff, Terrell Buckley, Warrick Dunn, Ron Sellers, Ron Simmons and Marvin Jones.**



**2**



### 2 ■ DEION SANDERS

- Defensive Back, 1985-88
- **Number Retired Oct. 7, 1995**

Deion Sanders' place in the history of college football was immortalized over a five month period in 2011 when he was inducted into the NFL Hall of Fame in August and the College Football Hall of Fame in December. Sanders redefined the position of cornerback over his historic career winning the 1988 Jim Thorpe Award as a senior at Florida State and landing two-time consensus All-America honors. He left FSU second on the all-time interceptions list, first for career punt return yards and became one of college football's all-time brightest stars.




**9**



### 9 ■ PETER WARRICK

- Wide Receiver, 1996-99
- **Jersey Retired Sept. 3, 2018**

Peter Warrick was one of the most electrifying players to ever don the Garnet and Gold. During his four-year career, he helped lead the Seminoles to a 45-4 record and the 1999 national championship. Warrick was named MVP of the national title game victory over Virginia Tech after catching six passes for 163 yards and two touchdowns and adding another touchdown on a 59-yard punt return as FSU became the only team in college football history to go wire-to-wire as the AP No. 1-ranked team. Warrick was a two-time consensus All-American who still holds the FSU record with 32 career receiving touchdowns. His 3,517 career receiving yards were the most in ACC history and ranked second on FSU's all-time list. He also ranked second in school history with 207 catches, 15 100-yard receiving games and an average of 4.81 receptions per game.



**10**



### 10 ■ DERRICK BROOKS

- Linebacker, 1991-94
- **Jersey Retired Nov. 13, 2010**

Derrick Brooks was a two-time consensus All-American at outside linebacker for the Seminoles where his blend of speed and athleticism set a new standard for the position. He starred at FSU from 1991-94 leading FSU to its first national title as a junior and earning first team All-ACC honors as a sophomore, junior and senior. He was named the ACC Player of the Year in 1994 and was a finalist for the Butkus, Lombardi and Football Writer's Defensive Player of the Year Award in both 1993 and 1994. Brooks was just as highly regarded off the field earning first team Academic All-America honors in 1994 and winning an NCAA Postgraduate Scholarship. In addition, he was committed to public service causes throughout his Seminole career. Brooks carried his excellence both on the field and as a citizen into his Hall of Fame career as the NFL's Tampa Bay Buccaneers' all-time leading tackler. He was voted to 10 consecutive Pro Bowls (11 total) and at the time of his retirement had made an NFL-leading 200 consecutive starts. He led his beloved Tampa Bay team to the Super Bowl title in 2002. As a professional, Brooks was the recipient of several prestigious awards, including the 2000 Walter Payton/NFL Man of the Year award, the 2003 Bart Starr Award, the 2004 Bryon "Whizzer" White Award, and the 2008 JB Award for community service through the NFL Players Association, all of which recognize an NFL player annually for their commitment to the communities in which they live.

## RETIRED JERSEYS & NUMBERS




16



### 16 ■ CHRIS WEINKE

- Quarterback, 1997-2000
- Jersey Retired April 7, 2001

Chris Weinke literally rewrote the Florida State record book over his career as the Seminoles' quarterback. He set 26 school records, including both the FSU and Atlantic Coast Conference records for career passing yards with 9,839. He led the Seminoles to an undefeated season and the national championship as a junior in 1999. He became FSU's second Heisman Trophy winner as a senior in 2000, while leading the nation in passing with 4,167 yards and averaging 347.3 yards per game. Weinke compiled a remarkable 32-3 record as the starting quarterback at FSU, which ranked as the seventh best winning percentage in NCAA history. His 79 career touchdown passes ranked as the 12th best performance in NCAA history and his career passing yards placed him at 18th on the NCAA's all-time list. Weinke owned the first, second and fourth best passing games in FSU history headlined by a school record 536 passing yards against Duke in 2000. His accomplishments were even more impressive considering he suffered a potentially career-ending neck injury as a sophomore. Weinke's place among Florida State's all-time greatest players was recognized when his jersey was retired in 2001, at the time making it one of only seven retired numbers/jerseys in school history. His place among the ACC's all-time best was recognized when he was voted one of the 50 best players in the history of the conference.




17



### 17 ■ CHARLIE WARD

- Quarterback, 1989-93
- Number Retired Dec. 15, 1993

Charlie Ward began his senior season in 1993 chasing both the school's first national championship and the Heisman Trophy. Ward's passing and running skills were already well known qualities by 1993, but his inspired leadership and poise under pressure during his senior year elevated him to one of the game's all-time greats. So exceptional was Ward's command of the offense that coaches moved him into the shotgun to allow him to make adjustments during the play. Ward set 19 school and seven Atlantic Coast Conference records over his two years as the starting quarterback for the Seminoles. A consensus All-American, Ward won over 30 individual awards in addition to the Heisman. Ward ranks second in career total offense at FSU with 6,636 yards and has the highest completion rate for a career (62.3%) and lowest interception percentage (2.90%). Ward set the FSU record for touchdown passes in a season with 27 in 1993. Thousands of fans poured into Doak Campbell Stadium for a celebration of the national championship and Ward's Heisman, which included the surprise retirement of his number. He joined Fred Biletnikoff and Ron Sellers becoming only the third player in FSU history to be so honored.



25



### 25 ■ Fred Biletnikoff

- Wide Receiver, 1962-64
- Number Retired Jan. 2, 1965

Fred Biletnikoff played wide receiver at Florida State from 1962-64 under Head Coach Bill Peterson. He was FSU's first consensus All-American. As a senior, he ranked fourth in the nation with 57 receptions for 11 touchdowns, not including four touchdown catches in the Gator Bowl. Following his collegiate success, Biletnikoff went on to star for the Oakland Raiders of the National Football League for 14 years. During that time, he played in four Pro Bowls and was the Most Valuable Player of Super Bowl XI.



27



### 27 ■ Terrell Buckley

- Cornerback, 1989-91
- Jersey Retired Sept. 3, 2011

Florida State retired the jersey of former Seminole and NFL star cornerback Terrell Buckley at halftime of the ULM game on Sept. 3, 2011. Buckley owns most of FSU's interception records following his outstanding three-year career from 1989-91 including the single-season mark with 12 interceptions as a junior. He became FSU's second Jim Thorpe Trophy winner following the 1991 season and finished seventh in the Heisman Trophy balloting. He totaled 21 career interceptions as a Seminole. Buckley was also one of FSU's all-time great punt returners and he scored seven career touchdowns, four on interceptions and three on punts. He also played two years for the FSU baseball team and ran track for the Seminoles. Buckley was the fifth player taken overall in the 1992 NFL Draft by the Green Bay Packers. He went on to an outstanding 14-year NFL career in which he totaled 50 career interceptions.

## RETIRED JERSEYS & NUMBERS



28



### 28 ■ WARRICK DUNN

- Running Back, 1993-96
- Jersey Retired Jan. 22, 1997

Warrick Dunn's four-year career at Florida State established him as one of the most popular players in all of college football and the finest running back in school history. Dunn was the first Seminole ever to rush for over 1,000 yards in three consecutive seasons. His 3,959 career rushing yards broke Greg Allen's school record set in 1984. He also broke Allen's single-season rushing record when he ran for 1,242 yards as a junior in 1995. Dunn has the record for most touchdowns scored in a career with 49 over four seasons and rushed for over 100 yards more times (22) than any player at FSU. He was a three-time All-ACC selection as well as a member of the ACC All-Academic Team. He was selected to the First Team Football Writer's All-America squad as a senior and earned Second Team Associated Press honors that same year.



34



### 34 ■ RON SELLERS

- Flanker, 1966-68
- Number Retired Dec. 30, 1968

Ron Sellers remains the most prolific receiver in FSU history. He held most of the NCAA receiving records from the end of his senior season in 1968 until 1987. A flanker for Florida State from 1966 to 1968, he accumulated 3,979 yards on 240 receptions. Sellers' career was marked by consistency, quality and quantity. He caught passes in 30 consecutive games, averaging 119.9 yards per game. Sellers also led Florida State to three bowl games during his playing days.



50



### 50 ■ RON SIMMONS

- Nose Guard, 1977-80
- Number Retired Sept. 24, 1988

The greatest defender in Florida State history, Ron Simmons' No. 50 was retired in 1988. Simmons anchored the center of the defense that took FSU to a pair of Orange Bowl appearances in 1979 and 1980, resulting in FSU's highest national rankings ever at that time. A dominating nose guard and the Tribe's first two-time consensus All-American, Simmons seemed to camp out in opponents' backfields. He totaled an FSU record 25 quarterback sacks and 44 tackles for loss — a mark that held top ranking at FSU for 23 years. He was the first Seminole defender to have his number retired.



55



### 55 ■ MARVIN JONES

- Linebacker, 1990-92
- Jersey Retired Oct. 10, 2015

Marvin Jones won both the Butkus and Lombardi Awards as a junior in 1992 and finished fourth in the balloting for the 1992 Heisman Trophy. He recorded 369 tackles over three seasons with the Seminoles, a mark that sits seventh all-time in the FSU record books. Jones played a vital role in leading Florida State to three top four finishes including a ranking of fourth in the Associated Press poll in 1990 and 1991, and second in 1992 with an 11-1 record and a 27-14 win over Nebraska in the Orange Bowl. He was inducted into FSU's Sports Hall of Fame in 2000. A graduate of Northwestern High in Miami, Jones left FSU following his junior season and was selected with the fourth overall pick of the 1993 NFL Draft by the New York Jets. He played his entire 10-year professional career with the Jets and finished with 1,022 tackles over 142 games.

# HEISMAN TROPHY

Honoring the outstanding college football player in the United States, presented by the Downtown Athletic Club of New York.



1993

Charlie Ward



2000

Chris Weinke



## CHARLIE WARD

- Quarterback
- 1989-93



1993 HEISMAN TROPHY WINNER

The most decorated player in the history of college football as a senior, Charlie Ward won every award he was eligible for in his final season. Ward, who led the Seminoles to their first national championship, became Florida State's first Heisman Trophy winner in 1993. A native of nearby Thomasville, Ga., Ward waited for his turn at quarterback and overcame a rough start as a junior to become the finest player in Florida State history. In addition to the individual trophies, Ward saw his No. 17 jersey retired and, remarkably, played in the NBA for more than a decade. He was only the second football player in history to win the prestigious Sullivan Award, presented to the nation's top amateur athlete.



## CHRIS WEINKE

- Quarterback
- 1997-2000



2000 HEISMAN TROPHY WINNER

The first three-year starter at quarterback for the Seminoles under Bobby Bowden, Chris Weinke became the second FSU player to win the Heisman Trophy when he was named the nation's best football player in December 2000. Weinke led the nation in passing as a senior with 4,167 yards and averaged 347.3 yards per game. Weinke led the Seminoles to an undefeated season and the national championship as a junior in 1999 and compiled a remarkable 32-3 record as a starter at FSU, which ranked as the seventh best winning percentage in NCAA history. Weinke set both the Florida State and Atlantic Coast Conference record for career passing with 9,839 career passing yards and would set 26 school records during his career. His 79 career touchdown passes ranked as the 12th best performance in NCAA history and his career passing yards placed him at 18th on the NCAA's all-time list. Weinke owned the first, second and fourth best passing games in FSU history headlined by a school-record 536 passing yards against Duke in 2000. Weinke also won the Davey O'Brien and Johnny Unitas awards as a senior signifying his selection as the nation's best quarterback. Weinke's No. 16 jersey was retired at a ceremony during halftime of the 2001 spring football game.



# HEISMAN TROPHY

Honoring the outstanding college football player in the United States, presented by the Downtown Athletic Club of New York.



## 2013



### JAMEIS WINSTON

- Quarterback
- 2013-14



#### 2013 HEISMAN TROPHY WINNER

The dazzling playmaker and charismatic leader authored the greatest freshman season by a quarterback in college football history by leading Florida State to a 14-0 record and the 2013 VIZIO BCS National Championship. In the process, Winston became the youngest player ever to win the Heisman Trophy at 19 years, 342 days and just the second freshman. In addition, Winston captured the Davey O'Brien Award, the Manning Award and the Walter Camp Player of the Year Award while earning Consensus All-America accolades. The Bessemer, Ala., native became the first freshman to collect the ACC Player of the Year honor in the 61-year history of the conference and also nabbed the league's ACC Offensive Player of the Year and ACC Offensive Rookie of the Year trophies. Winston elevated his performance when the stakes were highest, too. He was named Offensive MVP of the BCS National Championship Game after leading the Seminoles to a 34-31 come-from-behind victory over No. 2 Auburn in the Rose Bowl in Pasadena. The Seminoles trailed by 18 points (21-3) late in the second quarter to complete the largest comeback in the game's history. Winston clinched the victory by engineering the game-winning seven-play, 80-yard drive that started with just 1:11 remaining in the game and FSU trailing 31-27 and ended with a two-yard touchdown pass to Kelvin Benjamin to give FSU the lead with 13 seconds left. Winston shattered the ACC record, Florida State record and national freshman record for touchdown passes (40) and broke the national freshman record for passing yards (4,057), while leading the nation and setting the ACC record for pass efficiency rating (184.8). Over his two-year career, Winston passed for 7,964 yards (third in FSU history) and 65 touchdowns (second in FSU history), while compiling a 26-1 record. His career pass efficiency mark (163.28) ranked as the 10th-best in college football history and is the FSU and ACC record. Winston won his first 26 starts - a feat unmatched by major NCAA Division I quarterbacks all-time and had five fourth-quarter comebacks in his career, including a nation-leading four in 2014. He was also a valuable member of Florida State's nationally-ranked baseball team for two years as a pitcher and an outfielder, serving as the closer in 2014.



Jameis Winston with previous Heisman Trophy winners, including fellow FSU quarterbacks Charlie Ward and Chris Weinke, at the 2013 Heisman Trophy banquet.

### FSU'S HEISMAN TOP-10 FINISHERS

- 2** QB Casey Weldon 1991
- 4** LB Marvin Jones 1992
- 5** RB Warrick Dunn 1996  
QB Kim Hammond 1967
- 6** QB Jameis Winston 2014  
WR Peter Warrick 1999  
QB Charlie Ward 1992
- 7** RB Dalvin Cook 2015  
RB Greg Allen 1984
- 8** DB Terrell Buckley 1991  
DB Deion Sanders 1988
- 9** RB Warrick Dunn 1995  
NG Ron Simmons 1979
- 10** RB Dalvin Cook 2016  
QB Gary Huff 1972  
WR Ron Sellers 1968

## JIM THORPE AWARD

*Honoring the best defensive back in the nation, presented by the Oklahoma Sports Hall of Fame and Paycom.*



### DEION SANDERS

- Cornerback
- 1985-88



1988 JIM THORPE AWARD WINNER

One of the best athletes ever to wear a Florida State uniform, cornerback Deion Sanders won the Jim Thorpe Award as the top defensive back of 1988.

Sanders collected the prize after a career which saw him gather 14 career interceptions, not including three in bowl games. In his junior and senior seasons, FSU went 11-1 with a pair of New Year's Day bowl wins. In 1988, Sanders ranked in the top 10 nationally with five interceptions in nine games. He was the nation's top punt returner, averaging 15.2 yards per return.

The Ft. Myers, Fla., native ranks third on the FSU career interceptions chart and holds most of the school's punt return records. A three-sport star in football, baseball and track at Florida State, Sanders was the fifth pick in the 1989 NFL draft by the Atlanta Falcons. He became a successful two-sport pro — elected to the Pro Bowl seven times in football and started in centerfield for the Atlanta Braves and the Cincinnati Reds. He was inducted into the Pro Football Hall of Fame and the College Football Hall of Fame in 2011.



### TERRELL BUCKLEY

- Cornerback
- 1989-91




1991 JIM THORPE AWARD WINNER

In 1991, Terrell Buckley capped the best season ever by a Florida State cornerback by becoming the second Seminole ever to win the Jim Thorpe Award. A junior, Buckley blew away the Florida State record for interceptions with 12 in 1991. He intercepted passes in eight of FSU's 12 regular season contests to lead the country in pickoffs. Against Michigan in Ann Arbor, his interception and 40-yard return for a touchdown on the game's first play set the stage for a 51-31 Florida State win. A native of Pascagoula, Miss., Buckley also demolished the Florida State career record with 21 INTs in just three seasons. His 501 career return yards broke an NCAA record that had stood since 1974. Following the year, Buckley entered the NFL draft and was selected by the Green Bay Packers with the fifth pick in the first round. He's been named one of the Top 100 Greatest College Football Players of all-time by CollegeFootballNews and named one of Sports Illustrated's Ten for the Ages' Defensive Back Game Breakers of all-time in college football. Buckley's FSU jersey No. 27 was retired in 2011.



## BUTKUS AWARD

*Emblematic of the nation's top collegiate linebacker, presented by the Butkus Foundation and named for College Hall of Famer Dick Butkus of Illinois.*



### PAUL MCGOWAN


- Inside Linebacker
- 1984-87



1987 BUTKUS AWARD WINNER

Calling the Butkus Award for linebackers, "The Heisman of the Bad Guys," FSU inside linebacker Paul McGowan accepted the award from Dick Butkus himself in December of 1987.

The 6-1, 230-pound McGowan won the award by a one-point margin over Ohio State's Chris Spielman. McGowan won the award based on a senior season in which he totaled 150 tackles, including 97 solo stops and 11 behind the line of scrimmage. He was named to the Associated Press, Sporting News and Football News first team All-America squads.



### MARVIN JONES

- Inside Linebacker
- 1990-92



1992 BUTKUS AWARD WINNER

The top player in the nation in 1992, Marvin Jones became the first Seminole to capture two national awards in the same year when he earned both the Butkus Award for linebackers and the Lombardi Award for linemen and linebackers following his junior season.

Florida State's third two-time consensus All-American, Jones tallied 111 tackles and seven tackles for a loss in 1992 while leading the Seminoles to an 11-1 record. He made 10 or more tackles in nine games and finished fourth in the balloting for the Heisman Trophy.

He finished his career seventh on FSU's career tackle chart with 369 and third on the all-time list with 28 tackles for loss. A first team All-ACC choice out of Miami, Fla., Florida State tailored its nationally-ranked defense to Jones' strength in 1992.

Jones left Tallahassee for the NFL after his junior season, and at the time, was the highest Seminole draft choice when he was selected fourth overall by the New York Jets.



# LOU GROZA AWARD

The Lou Groza Award recognizes the top placekicker of the year and is presented by the Palm Beach County Sports Commission, in conjunction with the Orange Bowl Committee.



## SEBASTIAN JANIKOWSKI

- Placekicker
- 1997-99

1998 & 1999 LOU GROZA WINNER

Sebastian Janikowski became the first Seminole to win the Lou Groza Award when he was named the nation's top kicker in 1998. He became the first kicker to win back-to-back Groza awards in 1999.

Janikowski set Florida State and Atlantic Coast Conference records with 27 field goals in 1998. He nailed a remarkable 84.4 percent (27-of-32) field goals in 1999 and led the nation with an average of 2.23 per game. His 123 points were the most scored in a single season by a kicker in FSU or ACC history. He matched Bill Capece's Florida State record for field goals in a game by booting five at Maryland in 1998 and vs. NC State in 1999. His 53-yard field goal against Clemson tied for the third longest in Seminole history and he kicked 10 of 40 yards or more. He was named first team Associated Press and Football Writer's All-America along with earning first team All-ACC honors.



## GRAHAM GANO

- Placekicker
- 2005-08

2008 LOU GROZA WINNER

Graham Gano brought home the third Lou Groza Award in school history in 2008. That season Gano finished first in the FBS for field goals made, percentage of field goals converted and 50-yard field goals made. He was one

of only two kickers in college to make over 90% of his field goal attempts that season and he was the highest scoring kicker in America. Gano was a Rivals.com, Scout.com and CBS Sports first team All-American, a Walter Camp, Associated Press, Sporting News, SI.com and Phil Steele second team All-American. He also earned All-ACC First Team honors.

Gano was the first kicker in FSU history to convert over 90% of his field goals in a season. He is the Seminoles single season record holder for 50 yard field goals and he finished second for career 50-yard field goals at FSU despite kicking for just one season. At one point in 2008 Gano made 18 consecutive field goals covering 55 days after missing his first career field goal attempt against Wake Forest. He also made five straight attempts from 50 yards or longer.



## ROBERTO AGUAYO

- Placekicker
- 2013-15

2013 LOU GROZA WINNER

Roberto Aguayo became the third Seminole to win the Lou Groza Award after his record-breaking redshirt freshman season in 2013. Aguayo collected several All-America honors and All-ACC accolades while breaking the national record for points by a kicker in a season with 157 points. During Florida State's undefeated national championship run, Aguayo outscored eight the Seminoles' 14 opponents.

He made 115 of his 116 kicks, including a perfect 94-94 on extra point attempts to set the FBS record for most extra points made in a season without a miss. His 94 extra points also set new ACC and FSU records. Aguayo led the nation in scoring average per game (11.2 ppg) among kickers and ranked third overall. He converted the first 70 kicks of his career - 12 field goals and 58 PATs - setting a new FSU record for consecutive kicks made to begin a career. Aguayo drilled 21 of his 22 field goal attempts, including a career-long 53-yard field goal against Syracuse.



Roberto Aguayo

Aguayo nearly joined Sebastian Janikowski as the second two-time winner of the Groza Award in 2014, finishing as one of three finalists for the award during a season where he captured consensus All-America honors and made 27 of 30 field goals and all 55 of his extra point attempts.

He became the most accurate kicker in NCAA history in 2015, finishing his career converting 48 of 52 field goals, while never missing an extra point.



## LOMBARDI AWARD

The Lombardi Award honors the outstanding college lineman/linebacker of the year, sponsored by the Rotary Club of Houston.



### MARVIN JONES

- Inside Linebacker
- 1990-92




#### 1992 LOMBARDI AWARD WINNER

The top player in the nation in 1992, Marvin Jones became the first Seminole to capture two national awards in the same year when he earned both the Butkus Award for linebackers and the Lombardi Award for linemen and linebackers following his junior season.

Florida State's third two-time consensus All-American, Jones tallied 111 tackles and seven tackles for a loss in 1992 while leading the Seminoles to an 11-1 record. He made 10 or more tackles in nine games and finished fourth in the balloting for the Heisman Trophy.

He finished his career seventh on FSU's career tackle chart with 369 and third on the all-time list with 28 tackles for loss. A first team All-ACC choice out of Miami, Fla., Florida State tailored its nationally-ranked defense to Jones' strength in 1992.

Jones left Tallahassee after his junior season for the NFL and, at the time, was the highest Seminole draft choice ever when he was selected fourth overall by the New York Jets.



### JAMAL REYNOLDS

- Defensive End
- 1997-2000



#### 2000 LOMBARDI AWARD WINNER

Defensive end Jamal Reynolds became just the second Florida State player to win the Lombardi Award when he was named the nation's most outstanding lineman/linebacker following his senior year.

A consensus All-American following the 2000 season, Reynolds was another in a long and prominent line of great defensive linemen for the Seminoles that included 1999 Lombardi runner-up Corey Simon. Reynolds joined Seminole star Marvin Jones who won the Lombardi in 1992 from his middle linebacker position. Reynolds led the Seminoles in sacks as a senior with 12 and forced four fumbles for a defense that was among the nation's best in 2000. He finished the year with 58 tackles including 28 unassisted stops and had two safeties on the year. His 23.5 career quarterback sacks ranks fifth all-time at FSU and his 12 sacks as a senior tied him with Ron Simmons (1977) as the fifth best season ever. Reynolds was the first FSU player selected in the 2001 NFL draft when he was taken in the first round by the Green Bay Packers with the 10th pick. Reynolds' distinction as a consensus All-American puts him in the company of Peter Boulware (1996), Reinard Wilson (1996) and Andre Wadsworth (1997), who also earned the distinction at defensive end.



## RIMINGTON TROPHY

The Rimington Trophy honors the nation's most outstanding center, sponsored by the Boomer Esiason Foundation.



### BRYAN STORK

- Center
- 2009-13



#### 2013 RIMINGTON TROPHY WINNER

Bryan Stork captured consensus All-America honors as a senior in 2013, leading Florida State to an undefeated 14-0 season and the BCS National Championship in the process. Stork won the Rimington Trophy as the nation's most outstanding center and was named to the All-ACC First Team.

Stork was the anchor of the Seminole offensive line that protected Heisman Trophy winner Jameis Winston and also was named a finalist for the Outland Trophy, presented to the top interior lineman in college football. Stork made 40 career starts and served as FSU's most consistent lineman in 2013, finishing with the highest average grade. He was the centerpiece of an offense that set a national record with 723 points scored and led the nation with 94 touchdowns. The Seminoles set FSU and ACC records for touchdowns (94) and passing touchdowns (42). Stork was drafted in the fourth round (105th overall) by the New England Patriots in the 2014 NFL Draft.



Bryan Stork

# O'BRIEN, MAXWELL, MANNING & UNITAS AWARD

The Davey O'Brien Award honors the No. 1 quarterback in the nation, presented by the Davey O'Brien Foundation. The award is named for TCU Hall of Fame quarterback Davey O'Brien (1936-38).

The Maxwell Award is presented to the nation's outstanding college football player by the Maxwell Football Club.

The Manning Award is presented to the nation's best quarterback by the Allstate Sugar Bowl and is the only quarterback award that takes the candidates' bowl performances into consideration in its balloting. The Manning Award was created to honor the college football accomplishments of Archie, Peyton and Eli Manning.

The Johnny Unitas Award is presented by the Johnny Unitas Golden Arm Foundation, to the best senior college quarterback in the country. The award is named for Hall of Fame quarterback Unitas, who played at Louisville before his 18-year NFL career.

MEDIA

PREVIEW

TEAM

COACHES

REVIEW

HONORS

PROS

RECORDS

FSU



## CHARLIE WARD

- Quarterback
- 1989-93



1993 DAVEY O'BRIEN AWARD WINNER  
 1993 JOHNNY UNITAS GOLDEN ARM AWARD WINNER  
 1993 MAXWELL AWARD WINNER

The most decorated player in the history of college football, Charlie Ward won literally every award he was eligible for as a senior signal caller. Ward, who led the Seminoles to their first national championship, became Florida State's first Heisman Trophy winner in 1993.

A native of nearby Thomasville, Ga., Ward waited for his turn at quarterback and overcame a rough start as a junior to become the finest player in Florida State history.

Ward saw his No. 17 jersey retired and, remarkably, played in the NBA for 11 years. He also became only the second football player in history to win the prestigious Sullivan Award as the most outstanding amateur athlete in the United States.



## CHRIS WEINKE

- Quarterback
- 1997-2000



2000 DAVEY O'BRIEN AWARD WINNER  
 2000 JOHNNY UNITAS GOLDEN ARM AWARD WINNER

The first three-year starter at quarterback for the Seminoles under Bobby Bowden, Chris Weinke became the second FSU player to win the Davey O'Brien Award. He became the third FSU quarterback to win the Johnny Unitas Award when he was named the nation's best quarterback joining FSU alums Charlie Ward (1993) and Casey Weldon (1991).

Weinke led the nation in passing as a senior with 4,167 yards and averaged 347.3 yards per game. Weinke led the Seminoles to an undefeated season and the national championship as a junior in 1999 and compiled a remarkable 32-3 record as a starter at FSU, which ranked as the seventh best winning percentage in NCAA history.

Weinke set both the Florida State and Atlantic Coast Conference record for career passing with 9,839 career passing yards and would set 26 school records during his career. His 79 career touchdown passes ranked as the 12th best performance in the NCAA history and his career passing yards placed him at 18th on the NCAA's all-time list. Weinke owns the first, second and fourth best passing games in FSU history headlined by a school record 536 passing yards against Duke in 2000.

Weinke also won the Heisman Trophy as a senior signifying his selection as the nation's best player. Weinke's No. 16 jersey was retired at a ceremony during halftime of the 2001 spring football game.



1993

Charlie Ward



## CASEY WELDON

- Quarterback
- 1988-91



1991 JOHNNY UNITAS GOLDEN ARM AWARD WINNER

Quarterback Casey Weldon capped a great senior season with the 1991 Johnny Unitas Golden Arm Award. Weldon, who was runner-up for the Heisman Trophy, completed 189-of-313 passes for 2,527 yards and 22 touchdowns in leading the Seminoles to an 11-2 record and 4th-place finish in the Associated Press poll.

A native of Tallahassee, Weldon was truly a hometown hero who won over fans with a combination of exceptional talent and great desire. He led the Seminoles to a 10-2 win over powerful Texas A&M in the Cotton Bowl as a senior.



1991

Casey Weldon

# O'BRIEN, MAXWELL, MANNING & UNITAS AWARD

The Davey O'Brien Award honors the No. 1 quarterback in the nation, presented by the Davey O'Brien Foundation. The award is named for TCU Hall of Fame quarterback Davey O'Brien (1936-38).

The Maxwell Award is presented to the nation's outstanding college football player by the Maxwell Football Club.

The Manning Award is presented to the nation's best quarterback by the Allstate Sugar Bowl and is the only quarterback award that takes the candidates' bowl performances into consideration in its balloting. The Manning Award was created to honor the college football accomplishments of Archie, Peyton and Eli Manning.

The Johnny Unitas Award is presented by the Johnny Unitas Golden Arm Foundation, to the best senior college quarterback in the country. The award is named for Hall of Fame quarterback Unitas, who played at Louisville before his 18-year NFL career.



2013



## JAMEIS WINSTON

- Quarterback
- 2013-14



2013 DAVEY O'BRIEN AWARD WINNER  
2013 MANNING AWARD WINNER

The dazzling playmaker and charismatic leader authored the greatest freshman season by a quarterback in college football history by leading Florida State to a 14-0 record and the 2013 VIZIO BCS National Championship. In the process, Winston became the youngest player ever to win the Heisman Trophy at 19 years, 342 days and just the second freshman. In addition, Winston captured the Davey O'Brien Award, the Manning Award and the Walter Camp Player of the Year Award while earning Consensus All-America accolades. The Bessemer, Ala., native became the first freshman to collect the ACC Player of the Year honor in the 61-year history of the conference and also nabbed the league's ACC Offensive Player of the Year and ACC Offensive Rookie of the Year trophies. Winston elevated his performance when the stakes were highest, too. He was named Offensive MVP of the BCS National Championship Game after leading the Seminoles to a 34-31 come-from-behind victory over No. 2 Auburn in the Rose Bowl in Pasadena. The Seminoles trailed by 18 points (21-3) late in the second quarter to complete the largest comeback in the game's history. Winston clinched the victory by engineering the game-winning seven-play, 80-yard drive that started with just 1:11 remaining in the game and FSU trailing 31-27 and ended with a two-yard touchdown pass to Kelvin Benjamin to give FSU the lead with 13 seconds left. Winston shattered the ACC record, Florida State record and national freshman record for touchdown passes (40) and broke the national freshman record for passing yards (4,057), while leading the nation and setting the ACC record for pass efficiency rating (184.8).

Over his two-year career, Winston passed for 7,964 yards (third in FSU history) and 65 touchdowns (second in FSU history), while compiling a 26-1 record. His career pass efficiency mark (163.28) ranked as the 10th-best in college football history and is the FSU and ACC record. Winston won his first 26 starts - a feat unmatched by major NCAA Division I quarterbacks all-time and had five fourth-quarter comebacks in his career, including a nation-leading four in 2014. He was also a valuable member of Florida State's nationally-ranked baseball team for two years as a pitcher and an outfielder, serving as the closer in 2014.



## MACKAY AWARD

The John Mackey Award honors the nation's most outstanding tight end and was established in 2000. The award is named after the legendary NFL tight end who was elected to the Pro Bowl five times and won a Super Bowl title with the Baltimore Colts.



### NICK O'LEARY

- Tight End
- 2011-14



#### 2014 JOHN MACKAY AWARD WINNER

In 2014 Nick O'Leary added a new national honor to FSU Football's lore as he became the first Seminole to win the John Mackey Award as the nation's best tight end. The native of Palm Beach, Fla., finished with 48 catches for 618 yards and six touchdowns, averaging nearly 13 yards per catch (12.9). Throughout his career O'Leary was a favorite red zone target of quarterback Jameis Winston, and finished his senior season strong with four TDs over the final four games. O'Leary was a primary target for first-down conversions as a senior, with 28 of his 48 catches (58.3 percent) moving the chains. One of O'Leary's signature performances came against rival Florida on Nov. 29, 2014, when he hauled in two touchdowns to help the Seminoles come back for a 24-19 victory at Doak Campbell Stadium. An excellent blocker and pass-catcher, O'Leary's contributions helped FSU's offense average 33.7 points, 303.3 yards passing and pile up an average of 441.4 total yards of offense.

O'Leary wrapped up his four-year career as FSU's all-time leader among tight ends in career receptions (114), yards (1,591) and touchdowns (18). His 17 touchdown receptions tied for the second-most in ACC history. O'Leary collected consensus All-America honors and All-ACC first team accolades in 2014. He was a John Mackey Award finalist, All-ACC second-team selection and third-team All-American as a junior in 2013.



## COACH OF THE YEAR AWARDS



### BOBBY BOWDEN

- Head Coach
- 1976-2009




- 1979 ABC-TV/CHEVROLET COACH OF THE YEAR
- 1980 BOBBY DODD COACH OF THE YEAR
- 1991 WALTER CAMP COACH OF THE YEAR
- 1996 HOME DEPOT COACH OF THE YEAR

Legendary head coach Bobby Bowden was twice named national Coach of the Year, bringing the Walter Camp Coach of the Year honor to Tallahassee in 1991 and earning the Home Depot Coach of the Year award in 1996.

Bowden led the Seminoles to an 11-2 record and spent 11 weeks ranked No. 1 in the country in 1991. That year, FSU defeated four ranked teams, including a 51-31 win at No. 3 Michigan that broke a record for the most points by an opponent in Michigan Stadium, and ended the year with a win over No. 9 Texas A&M in the Cotton Bowl.

Bowden's 1996 team capped off an 11-0 regular season with a 24-21 win over No. 1 Florida, FSU's first victory against the No. 1-ranked team in the country. That season featured four wins over top-15 opponents and concluded with a No. 3 final ranking after an appearance in the Sugar Bowl.

Bowden cemented his legacy at Florida State, compiling a 316-97-4 (.763) record from 1976-2009 with two national championships, 12 ACC championships and 31 bowl appearances. He finished his career, which included head-coaching stints at Samford and West Virginia, with a 389-130-4 (.748) record. At the time of his retirement, Bowden's win total was the second-highest in major college football history. He is the only coach ever to lead his team to 10 or more wins in 14 straight seasons and also is the only coach to lead his team to 14 consecutive top-five finishes in the AP poll.



## WUERFFEL TROPHY

The Wuerffel Trophy was established in 2005 and is presented annually to the FBS player who best combines exemplary communit service with leadership achievement on and off the field.



### DILLAN GIBBONS

- Offensive Lineman
- 2021-22

#### 2022 WUERFFEL TROPHY WINNER

Dillan Gibbons became the ACC's first Wuerffel Trophy winner to cap off an impressive senior season in 2022. The first-team All-ACC offensive guard and Jim Tatum Award winner as the conference's top senior football scholar-athlete also was voted captain of the 2022 Allstate Good Works Team.

Gibbons established a non-profit foundation to raise funds for those in need. His foundation partnered with collegiate ambassadors across college football and connected with charitable causes they are passionate about, including those with special medical needs, shopping with children in the community and repairing damage caused by natural disasters. His efforts resulted in nearly \$500,000 being raised to support meaningful causes throughout the college football community through the end of the 2022 season.

Gibbons started all 24 games he appeared over his two seasons with the Seminoles and was a two-time all-conference selection. In 2022, he blocked for an FSU offense that led the country with an average of 7.46 plays of at least 20 yards per game and tied for the national lead with eight touchdown drives of at least 90 yards. The Seminoles also led the ACC in third-down offense, yards gained per pass, yards gained per play, yards gained per rush, total offense per game, yards per completion, rushing offense per game and scoring offense per game. FSU was one of two offenses nationally, and only one in ACC, to average at least 270 passing yards (270.2) and at least 210 rushing yards (214.1) per game. Gibbons and his offensive line mates opened lanes as FSU topped 200 rushing yards in seven straight games, tying the school record.




## GOOD WORKS TEAM

The Allstate AFCA Good Works Team was established in 1992 to recognize extra efforts made by college football players and student support staff off the field. Florida State's eight all-time selections are the most from any school in Florida and rank seventh among all schools nationally.



Dillan Gibbons  
2022



Camren McDonald  
2021



Mavin Saunders  
2017



Alec Eberle  
2016



Christian Ponder  
2010



Sam Cowart  
1996



Wayne Messam  
1995



Corey Fuller  
1992

# CONSENSUS ALL-AMERICANS



**Jamie Dukes**



**LeRoy Butler**



**Marvin Jones**



**25 ■ Fred Biletnikoff**

- Wide Receiver, 6-1, 186
- Erie, Pa. (Tech Memorial)

1964

Florida State's first consensus All-American in 1964...capped his outstanding career in that season with 57 receptions as a senior to rank fourth nationally...also scored 11 touchdowns as a senior, not counting his four-TD performance that year in the Gator Bowl...had 87 receptions for 1,463 yards and 16 touchdowns over his career...was a second round selection of the Oakland Raiders in 1965 and played in six Pro Bowls...was the MVP of Super Bowl XI and was inducted into the Pro Football Hall of Fame in 1988...later enshrined into the College Football Hall of Fame in 1991.



**34 ■ Ron Sellers**

- Wide Receiver, 6-4, 187
- Jacksonville, Fla. (Paxon)

1967

The most prolific pass catcher in Florida State history...broke 14 Seminole receiving records...caught 212 passes for 3,598 yards from 1966-68...averaged 119.9 receiving yards per game over his career and caught a pass in 30 consecutive games...was a consensus All-American in 1967...made 70 catches for 1,228 yards and eight touchdowns as a junior and had 86 receptions for 1,496 yards and 12 scores as a senior...caught at least 13 passes in a game seven times, had 18 100-yard receiving games and five 200-yard days in his career...inducted into the College Football Hall of Fame in 1988.



**51 ■ Ron Simmons**

- Nose Guard, 6-1, 235
- Warner Robins, Ga. (Warner Robins)

1979, 1980

The most dominating defensive lineman in Seminole history...earned consensus All-America honors twice (1979 and 1980)...finished ninth in Heisman Trophy balloting as a junior (1979) after recording 81 tackles, six sacks and 17 tackles for loss...had 46 tackles, five for loss, and two sacks in 1980...led Florida State to a pair of Orange Bowl appearances and FSU's highest-ever national rankings at that time...career totals included 25 sacks and 44 tackles for loss...held Seminole records for season and career sacks until the 1996 season...first FSU defender to have his number retired.



**26 ■ Greg Allen**

- Tailback, 6-0, 200
- Milton, Fla. (Milton)

1983

Earned consensus All-America honors after his junior season in 1983...rushed for 1,134 yards and 13 touchdowns that year on 200 carries...held 13 Florida State season and career rushing records...scored 20 TDs on the ground in 1982 to set an FSU season mark and his 44 career rushing touchdowns remained a program record until 2016...rushed for 322 yards against Western Carolina as a freshman in 1981 to set the FSU record which still stands...ranks third on the Seminoles' all-time rushing list with 3,769 yards.



**64 ■ Jamie Dukes**

- Offensive Guard, 6-0, 272
- Orlando, Fla. (Evans)

1985

One of the finest offensive linemen in Florida State history...capped an outstanding career by earning consensus All-America honors as a senior in 1985...stepped onto the FSU campus in August of 1982 and immediately into the Seminole starting lineup...is one of just four offensive linemen in Florida State history to start every game as a freshman...started all 48 games over his career...went on to an 11-year NFL career, eight of which came with the Atlanta Falcons.



**2 ■ Deion Sanders**

- Cornerback, 6-0, 195
- Fort Myers, Fla. (North Fort Myers)

1987 (unanimous), 1988 (unanimous)

The most exciting athlete in college football during his era...two-time consensus All-American (1987 and 1988)...won the Jim Thorpe Award signifying the nation's top defensive back in 1988...picked off 14 passes over his career, not including three in bowl games...also an outstanding return man who led the nation in punt returns by averaging 15.2 yards as a senior in 1988...still holds seven Florida State records for interceptions and punt returns...lettered in three sports (football, baseball and track) while at FSU...carried on his multi-sport career in the pros...won a pair of Super Bowl rings (with San Francisco and Dallas) and also played in the World Series (with Atlanta) as a pro athlete...only player to have appeared in a Super Bowl and World Series...considered the finest athlete ever to attend Florida State...had his jersey retired in 1995...he was inducted into the Pro Football Hall of Fame in 2011 and the College Football Hall of Fame in 2011.



**6 ■ LeRoy Butler**

- Cornerback, 6-0, 194
- Jacksonville, Fla. (Lee)

1989

Continued Florida State's tradition as Cornerback U when Deion Sanders departed... was a consensus All-American in 1989 after moving from safety to replace Sanders... finished that season among the nation's leaders with seven interceptions and returned one for a touchdown...also ranked third on the team with 94 tackles and broke up nine passes... among FSU's most recognized players due to his role in the legendary "Puntrooskie" play that beat Clemson in 1988... played in the Pro Bowl four times and went to two Super Bowls in a 12-year NFL career with the Green Bay Packers.



**55 ■ Marvin Jones**

- Linebacker, 6-2, 230
- Miami, Fla. (Northwestern)

1991, 1992 (unanimous)

The finest middle linebacker in Florida State history...earned consensus All-America honors as a sophomore (1991) and junior (1992) before departing for the NFL...recorded at least 110 tackles in each of his three seasons...had 111 as a junior when he won the Butkus and Lombardi Awards... made 125 stops, including 13 for loss, during his sophomore campaign...ranks seventh in school history in career tackles with 369 despite playing just three seasons...burst onto the national scene as a true freshman in 1990 when he made 133 tackles and became a starter by the season's third game...played 12 seasons in the NFL with the New York Jets.



**27 ■ Terrell Buckley**

- Cornerback, 5-10, 175
- Pascagoula, Miss. (Pascagoula)

1991 (unanimous)

Owens most of Florida State's interception records after a stand-out three-year career in Tallahassee...earned consensus All-America honors in 1991...became the second Seminole to win the Jim Thorpe Award when he received recognition as the nation's top defensive back that season...finished 7th in the Heisman voting in 1991...picked off a Seminole season record 12 passes in 1991 and had at least one in eight of 12 regular season games...holds the FSU career record for interceptions with 21 and his 501 career interception return yardage still ranks as an NCAA record...also a standout on punt returns...scored seven touchdowns over his career, four on interceptions and three on punts...was the fifth pick in the first round of the 1992 NFL Draft and spent 14 years in the league. He's been named one of the Top 100 Greatest College Football Players of all-time by CollegeFootballNews and named one of Sports Illustrated's Ten for the Ages' Defensive Back Game Breakers of all-time in college football...had his jersey at FSU retired in 2011.

MEDIA

PREVIEW

TEAM

COACHES

REVIEW

HONORS

PROS

RECORDS

FSU

# CONSENSUS ALL-AMERICANS



**Peter Boulware**



**Sam Cowart**



**Andre Wadsworth**



**17 ■ Charlie Ward**

- Quarterback, 6-2, 190
- Thomasville, Ga. (Central)

1993 (unanimous)

The most decorated player in college football history and the 1993 Heisman Trophy winner... earned consensus All-America honors as a senior while leading Florida State to its first national championship...completed 264-of-380 passes as a senior for 3,032 yards with 27 touchdowns and just four interceptions...best game of his Heisman year was a 446-yard, four-touchdown performance in a 33-21 win at Florida...the first consensus All-America quarterback ever at FSU... posted a 22-2 record in his two seasons as a starter... was also a four-year starter at point guard on the Seminole basketball team...spent more than a decade in the NBA.



**2 ■ Clifton Abraham**

- Cornerback, 5-9, 185
- Dallas, Texas (D.W. Carter)

1994

Continued a tradition of talented FSU cornerbacks as the fifth consecutive consensus All-American at that position in 1994...started for three years at corner including the 1993 national championship season...a finalist for the Thorpe Award...a two-time selection on the first team All-ACC squad...established an FSU record with four career touchdowns off of blocked punts...finished career with 160 total tackles, 22 pass break-ups and eight interceptions.



**55 ■ Reinard Wilson**

- Defensive End, 6-2, 255
- Lake City, Fla. (Columbia)

1996

Earned consensus All-America honors as a senior in 1996 when he led the Seminoles in tackles with 105 and recorded 13.5 sacks...became FSU's all-time career sack leader during that season and finished his career with 35.5...led a Florida State defense that ranked first nationally against the rush and third in total defense that year...one of four Seminoles picked in the first round of the 1997 NFL Draft as the Cincinnati Bengals' 14th overall choice.



**10 ■ Derrick Brooks**

- Linebacker, 6-1, 226
- Pensacola, Fla. (Washington)

1993 (unanimous), 1994

Two-time consensus All-American in 1993 and 1994...big-play man on Florida State's dominating defense those two seasons...scored three touchdowns on a pair of interceptions returns and a fumble return as a junior...finished that season with 77 tackles, seven for loss, and was named the ACC's Defensive Player of the Year... made 77 tackles again as a senior in 1994 and also had four for loss and three quarterback sacks...top scholar-athlete who won a NCAA post-graduate scholarship and a place on the Academic All-America team...was a 1995 first round draft pick of the Tampa Bay Buccaneers and was named to the Pro Bowl in 1997 in just his third season in the league and played in 10 straight Pro Bowls...had his jersey retired at Florida State in 2010.



**53 ■ Clay Shiver**

- Center, 6-2, 280
- Tifton, Ga. (Tift County)

1995

Anchored the Seminole offensive line as the starter at center for three seasons...a three-time All-ACC center who earned consensus All-America status in 1995...team captain and Lombardi semifinalist during his senior year...won Jacobs Blocking Trophy as the ACC's top offensive lineman in 1994...tabbed by Coach Bowden as the best center he coached in his career at Florida State...drafted by the Dallas Cowboys in the third round of the 1996 NFL Draft.



**1 ■ Sam Cowart**

- Linebacker, 6-3, 239
- Jacksonville, Fla. (Mandarin)

1997

Returned from an injured knee that forced him to take a redshirt year in 1996 to earn consensus All-America status in 1997...named a finalist for the Butkus and Bronko Nagurski Awards...led the team with 116 tackles in his senior campaign...set an FSU record with three fumbles returned or recovered for touchdowns in 1997...ended career ranked 10th on the FSU all-time tackle list with 338...earned the ACC's Brian Piccolo Award for the Comeback Player of the Year...led the Seminoles in tackles during his junior season (1995) with 115 and 10 for loss...drafted by the Buffalo Bills in the second round of the 1998 NFL Draft.



**8 ■ Corey Sawyer**

- Cornerback, 5-11, 175
- Key West, Fla. (Key West)

1993

An All-America selection by The Sporting News, UPI, Walter Camp and Football News as a starting cornerback on the 1993 national championship team...stands fifth on the all-time FSU career interception list with 13...sealed Florida State's win at Florida with his sixth interception of the 1993 season... led the ACC in interceptions and pass break-ups (11) that year...also an outstanding punt return man for the Seminole special teams...drafted by the Cincinnati Bengals following his 1993 junior campaign in the fourth round.



**58 ■ Peter Boulware**

- Defensive End, 6-5, 255
- Columbia, S.C. (Spring Valley)

1996

One of the top pass rushers to ever wear the Garnet and Gold...led the nation and set an FSU single-season record with 19 sacks in 1996 to earn consensus All-America honors...named the Football News' National Defensive Player of the Year...a first team All-ACC selection and conference Defensive Player of the Year in 1996...finished his three-year career with 34 career sacks...that figure ranks second in the Seminole record books only to teammate Reinard Wilson's 35.5...drafted by the Baltimore Ravens with the fourth pick in the first round of the 1997 NFL Draft.



**85 ■ Andre Wadsworth**

- Defensive End, 6-4, 267
- Miami, Fla. (Fla. Christian)

1997

Went from walk-on in 1993 to consensus All-American as a senior in 1997...parlayed that success to become Florida State's highest ever NFL Draft pick at the time as he was taken with the third overall pick in the first round by the Arizona Cardinals...named the 1997 ACC Defensive Player of the Year as well as to the All-ACC first team...a finalist for the Lombardi Award...led the ACC in sacks with 16 during his senior season to rank second on the FSU all-time single season list...finished his career with 233 total tackles and 23 sacks...career sack figure is tied for fifth in school history... started for two seasons at nose guard before moving to defensive end in his final year.

MEDIA

PREVIEW

TEAM

COACHES

REVIEW

HONORS

PROS

RECORDS

FSU

# CONSENSUS ALL-AMERICANS



**Sebastian Janikowski**



**38 ■ Sebastian Janikowski**

- Placekicker, 6-2, 255
- Daytona Beach, Fla. (Seabreeze)

1998, 1999 (unanimous)

A two-time consensus All-American (1998 and 1999) who is also the first and only two-time Lou Groza Award winner...led the nation as a junior averaging 2.1 field goals per game...did not miss an attempt from inside 45 yards as a junior...named to the All-ACC first team...twice tied Bill Capece's FSU record for field goals in a game with five against Florida in 1998 and NC State in 1999...ranked third in the NCAA and led the ACC in scoring with 10.5 points per game in 1999...career-long field goal was a 54-yarder against Florida in 1999, tying the second-longest field goal in school history at the time... was 23-30 on field goals as a junior, including a perfect 15-15 from the 30-yard range...made 66 of 83 career field goals and 126 of 129 extra points...was also a weapon on kickoffs as 57 of his 83 kicks resulted in touchbacks (68.7%)...had just 26 of his kickoffs returned in 1999 and only two of those past the 24-yard line...left FSU after his junior season and was selected in the first round of the 2000 NFL Draft by the Oakland Raiders.



**9 ■ Peter Warrick**

- Flanker, 6-0, 195
- Bradenton, Fla. (Southeast)

1998, 1999 (unanimous)

Two-time consensus All-American (1998 and 1999) who had more touchdown receptions (32) than any player in FSU history...finished his career as the ACC's all-time receiving yardage leader with 3,517...concluded his career second to Ron Sellers on FSU's career receiving yards list and receptions chart (207)...as a senior caught 71 passes for 934 yards and eight touchdowns...averaged 13.2 yards per reception in 1999...also ran for 96 yards on 16 carries and three touchdowns...dangerous punt return man who averaged 12.6 yards on 18 returns and scored one TD...lined up at quarterback several times...ran for two scores while at quarterback and also threw for a touchdown...carried a school record streak of 40 straight games with at least one catch into the Sugar Bowl, then set a bowl record by scoring three touchdowns and adding a two point conversion... caught at least six passes in eight of his nine regular season appearances as a senior...selected in the first round of the NFL draft by the Cincinnati Bengals.



**Peter Warrick**



**53 ■ Corey Simon**

- Nose Guard, 6-4, 275
- Pompano Beach, Fla. (Ely)

1999

One of the finest defensive linemen in FSU history... consensus All-America selection following his senior season in which he was a finalist for both the Lombardi Award and Outland Trophy...led FSU defensive linemen and was fourth on the team with 84 tackles, including 48 solo stops...led the ACC with 21 tackles for loss...also had four quarterback sacks and three passes broken up...had eight games with at least seven tackles...put together his two finest games in road wins over Clemson (with a career high 10 tackles, including three for loss) and Virginia...his interception while covering running back Thomas Jones of the Cavaliers is one of the most impressive plays by a lineman... also blocked a punt against the Cavaliers...was named the ACC Defensive Lineman of the Week for his play at Virginia... was selected ESPN Player of the Game vs. Clemson and Virginia...had at least one tackle for loss in all 11 games.



**68 ■ Jason Whitaker**

- Offensive Guard, 6-5, 300
- Panama City, Fla. (Mosley)

1999

In 1999, Whitaker became FSU's first consensus All-America offensive lineman since Clay Shiver in 1994...earned first team All-ACC honors as a junior and a senior...started 24 consecutive games over his last two seasons...played despite injuries during most of his last two seasons...leader of the FSU offensive line that produced the school's first undefeated season...leadership role was instrumental in guiding FSU as the only team in AP history to go through an entire season ranked No. 1...played split guard in 1998, but moved to tight guard in 1999 where he used his mobility to lead block on pulling plays...excellent open field blocker.



**Corey Simon**



**27 ■ Tay Cody**

- Cornerback, 5-11, 180
- Blakely, Ga. (Early County)

2000

FSU coaches felt that Cody had as good a senior season (2000) as any defensive back in Florida State history... covered so well that teams stayed away from his side of the field over the last half of the season...outstanding open-field tackler and great fundamental man-to-man defender... named to College Football New's All-America first team and was a first team All-ACC selection...started at right corner all four seasons, after redshirting in 1996...doubled his career interceptions with six as a senior, averaging .50 interceptions per game...tied for sixth all-time in career interceptions at Florida State with 12...tied for eighth at Florida State in single-season interceptions with six...had 81 tackles, averaging 6.7 tackles per game for the season, second among all defensive backs at Florida State...had 200 return yards off his six interceptions, averaging 16.7 all-purpose yards per game... had a season-long interception return against NC State when he picked off Phillip Rivers and returned it 52 yards for a touchdown...closed out the season with four straight games with at least one interception.



**13 ■ Marvin "Snoop" Minnis**

- Flanker, 6-1, 185
- Miami, Fla. (Northwestern)

2000

FSU's leading receiver in 2000 who capped off a stellar senior season with eight catches for a career-high 187 yards and two touchdowns in FSU's win over Florida...a finalist for the 2000 Biletnikoff Award...named first team All-ACC... had a team-high 63 receptions which ranked 10th on the FSU single-season receptions list...enjoyed his first career 1,000-yard season with 1,340 yards as a senior which ranked second on the FSU single-season receiving yardage chart... had 2,098 career receiving yards which ranked 11th all-time at FSU...team-leading 11 touchdowns as a senior ranked tied for seventh on the FSU single-season touchdown catches list...recorded 17 career touchdowns which tied for 12th all-time at FSU...had more receptions in 2000 than he recorded the previous three seasons combined (52)...led the ACC and was third in the nation with a 111.7 receiving yards per game average...was on the receiving end of FSU's longest pass in history when he caught a 98-yard touchdown pass from Chris Weinke in the Clemson game which also tied the ACC record...averaged 5.25 catches per game as a senior in 2000 which ranked third in the ACC and 13th best on the FSU all-time single season chart...had seven, 100+ yard games that season, including 163 yards off of four catches in the Clemson game...was FSU's reception leader in eight games and led FSU in receiving yards in eight games.

MEDIA

PREVIEW

TEAM

COACHES

REVIEW

HONORS

PROS

RECORDS

FSU



# CONSENSUS ALL-AMERICANS



**Jamal Reynolds**



**58 ■ Jamal Reynolds**

- Defensive End, 6-4, 254
- Aiken, S.C. (Aiken)

2000 (unanimous)

A consensus All-American following the 2000 season, Reynolds was another in the prominent line of great defensive linemen for the Seminoles...became just the second Florida State player to win the Lombardi Award when he was named the nation's most outstanding lineman/linebacker following his senior year...joins Seminole star Marvin Jones who won the Lombardi in 1992 from his middle linebacker position...led the Seminoles in sacks as a senior with 12 and forced four fumbles for a defense that was among the nation's best in 2000...finished the year with 58 tackles including 28 unassisted stops and had two safeties on the year...his 23.5 career quarterback sacks ranked fourth all-time at FSU and his 12 sacks as a senior tied him with Ron Simmons (1977) as the sixth-best season ever...was the first FSU player selected in the 2001 NFL draft when he was taken in the first round by the Green Bay Packers with the 10th pick...distinction as a consensus All-American put him in the company of Peter Boulware (1996), Reinard Wilson (1996) and Andre Wadsworth (1997), who also earned the distinction at defensive end.



**70 ■ Alex Barron**

- Offensive Tackle, 6-6, 308
- Orangeburg, S.C. (Wilkinson)

2003, 2004 (unanimous)

Joined Ron Simmons, Deion Sanders, Derrick Brooks, Marvin Jones, Sebastian Janikowski and Peter Warrick as Florida State's seventh two-time consensus All-American (2003 and 2004)...the only Seminole offensive lineman in school history to earn the distinction and have his locker sealed...in 2003, became the first FSU consensus All-American on the offensive line since offensive guard Jason Whitaker earned the distinction following the 1999 season...a two-time, first team All-ACC honoree...started 24 of 25 games at tackle over the final two years of his career...regarded as the nation's top pass blocker as a junior and a senior...selected in the first round of the 2005 NFL Draft by the St. Louis Rams.



**Alex Barron**



**62 ■ Rodney Hudson**

- Offensive Guard, 6-2, 282
- Mobile, Ala. (B.C. Rain)

2010 (unanimous)

One of the finest offensive linemen in FSU and ACC history...a four-year starter who capped off his career as the most decorated offensive lineman in Atlantic Coast Conference history earning consensus first team All-American honors, the first by a Seminole since Alex Barron in 2004...one of three finalists for the 2010 Outland Trophy...won consecutive Jacobs Blocking Trophies (2009 and 2010) as the ACC's most dominant lineman and was just the second lineman in league history to be selected All-ACC four times and the first selected first team three times...nine-time ACC Offensive Lineman of the Week over the course of his career; more than any player at any position in conference history...he started all 14 games at left guard in 2010, pushing his career total to 46 career starts...played 904 snaps as a senior in 2010 and led the team with 48 knockdown blocks while being penalized just once.



**45 ■ Shawn Powell**

- Punter, 6-4, 235
- Rome, Ga. (Darlington Prep)

2011

Florida State's first consensus All-American punter and the school's all-time leader in multiple punting categories as a three-year starter... Football Bowl Subdivision national leader with a 47-yard average as a senior...fifth all-time in the Atlantic Coast Conference in career punting average (44.2 yards per punt)...earned first team All-America honors from the Walter Camp Foundation and the American Football Coaches Association (AFCA), as well as ESPN.com and Rivals.com...selected first team All-ACC (the first punter in FSU's 20 years of league membership)...winner of the College Football Performance Awards 2011 Performer of the Year Award...punted 57 times for 2,681 yards...had 24 punts of 50 or more yards with at least one 50-plus yarder in nine of 13 games...23 punts downed inside the 20 which included 14 inside the 10-yard line - a staggering total...forced seven fair catches...finished his career as FSU's all-time leader with a 44.2 average (168-7,424), smashing Rohn Stark's previous mark of 42.7.



**Rodney Hudson**



**95 ■ Bjoern Werner**

- Defensive End, 6-4, 265
- Berlin, Germany/Salisbury (Conn.)

2012 (unanimous)

A destructive force from Berlin, Germany, Werner became Florida State's first unanimous All-America defender since 2000 capturing First Team All-America honors from Walter Camp, Sporting News, AFCA, Associated Press, CBSSports.com and Pro Football Weekly...selected the ACC Defensive Player of the Year while leading Florida State to its first ACC Championship since 2005 and its first BCS Bowl win in over a decade...recorded 18.0 tackles for loss and an ACC-leading 13.0 sacks during his final campaign before being selected as the No. 24 overall pick in the 2013 NFL Draft by the Indianapolis Colts...also had eight pass breakups proving to be one of the nation's most versatile defensive players...in addition to earning All-ACC First Team accolades, he was a finalist for the Bronko Nagurski Award...wrapped up his three-year Garnet and Gold career ranking in the Top 10 in FSU history in sacks (23.5) and tackles for loss (35.0).



**5 ■ Jameis Winston**

- Quarterback, 6-4, 228
- Bessemer, Ala. (Hueytown)

2013

A redshirt freshman quarterback, Winston led the Seminoles to the 2013 National Championship after a 34-31, come-from-behind victory over Auburn in the BCS Championship...won the 2013 Heisman Trophy, the third Seminole quarterback to win the award...became the youngest winner in Heisman history (19 years, 342 days)...also won the Davey O'Brien National Quarterback Award and the Manning Award...named Walter Camp Football Foundation Player of the Year and Sporting News Player of the Year...made the All-ACC First Team and became the first freshman in the 61-year history of the conference to be named the ACC Player of the Year...was a finalist for the Maxwell Award...captured consensus All-America honors, grabbing first team honors from the Associated Press, FWAA, Sporting News, ESPN.com, USA Today, CBSSports.com, SI.com, Athlon Sports, and FoxSports.com...set single-season ACC and school records with 40 touchdown passes, and broke the national freshman passing record with 4,057 yards...led the nation and set the ACC record with a 184.8 passing efficiency rating...named MVP of the BCS Championship after engineering a 58-second, seven-play, 80-yard drive against the Tigers that ended with a two-yard touchdown pass to Kelvin Benjamin with 13 seconds left that provided the final margin and the 'Noles first BCS Championship since 1999...finished the season completing 67 percent of his passes for 4,057 yards, 40 touchdowns and 10 interceptions.

MEDIA

PREVIEW

TEAM

COACHES

REVIEW

HONORS

PROS

RECORDS

FSU

# CONSENSUS ALL-AMERICANS



**Lamarcus Joyner**



**20 ■ Lamarcus Joyner**

- Cornerback, 5-8, 190
- Fort Lauderdale, Fla. (St. Thomas Aquinas)

2013 (unanimous)

After foregoing the NFL Draft and returning to Florida State for his senior season, the defensive catalyst helped lead the Seminoles to the 2013 BCS Championship with a 34-31 victory over Auburn...became the first Seminole defensive back named a consensus First Team All-American since 2000...played 2013 as a cornerback after spending the previous two seasons as a safety...led the 'Noles with 5.5 sacks and ranked second with 69 tackles...no defensive back in the country had more sacks...spearheaded a Seminole pass defense that finished as the top-ranked in the country (156.6 ypg) and the top-scoring defense (12.1 ppg), and recorded two of the 'Noles' 26 interceptions, the most in the country and most for a single season in school history...in addition to being named a unanimous All-American, Joyner was also a First Team All-ACC selection and a finalist for the Jim Thorpe and Bronko Nagurski Awards...signature performance came at then-No. 3 Clemson when he led FSU to a 51-14 victory by recording eight solo tackles, one sack, an interception and forcing two fumbles that led directly to 17 points... nabbed several national player of the week awards following his performance versus the Tigers...finished his four-year career with 128 tackles, 10.5 TFL, 6.5 sacks, and eight interceptions...drafted in the second round of the 2014 NFL Draft by the St. Louis Rams.



**Roberto Aguayo**



**19 ■ Roberto Aguayo**

- Kicker, 6-1, 204
- Mascotte, Fla. (South Lake)

2014

Solidified himself as one of the greatest kickers in college football history with another spectacular season in 2014 as a consensus All-American...after winning the 2013 Lou Groza Award as the nation's top kicker, he was arguably better in 2014, capturing consensus All-American honors and All-ACC First Team accolades, while making 27 of 30 field goals and going a perfect 55 of 55 on extra points...his 90.0 field goal percentage ranked first in the country (minimum 20 made), while his 136 points ranked eighth in the country overall and second among kickers...led the ACC in kicker scoring and ranked second overall...made the second-most field goals of anybody in the country...his 9.7 points per game was tied for 13th nationally...was a finalist for the Lou Groza Award...matched his career-long field goal by hitting a 53-yarder at Miami in the 30-26 win...added field goals from 43 and 37 yards in addition to three extra points in a perfect performance against the Hurricanes...tied the FSU record by drilling five field goals (43, 40, 52, 42, 32) versus Wake Forest...scored a career-high 19 points against the Demon Deacons...made three field goals (33, 32, 28) in the 37-35 win over Georgia Tech in the ACC Championship Game...made three field goals against Oklahoma State and The Citadel...nailed a 50-yarder against Clemson...went 3 for 4 on field goals from 50 yards or more...made his first 14 field goal tries of the season - and had a streak of 23 dating back to 2013...for his career (2013-15), Aguayo made 69 of 78 field goals and all 198 extra point attempts, setting the NCAA record with a .9673 conversion rate on all kicks...second in school history in career scoring (405) and third in field goals made (69) and PATs (198)...second in ACC history in points, fourth in PATs and sixth in field goals made.



**Nick O'Leary**



**35 ■ Nick O'Leary**

- Tight End, 6-3, 247
- Palm Beach, Fla. (Dwyer)

2014

Became the first Seminole to win the John Mackey Award given to the nation's top tight end and captured several First Team All-America honors in addition to First Team All-ACC honors from the league's coaches and media...devastating blocker who developed into a top pass-catching threat, ranked second on the Seminoles in receptions (48), yards (618) and receiving scores (six)...FSU's all-time leader among tight ends in career receptions (114), yards (1,591) and touchdowns (18)...his 17 touchdown receptions tied for the second most in ACC history...had three receptions for a season-best-tying 97 yards and a 46-yard score - all in the first half - against Georgia Tech in the ACC Championship Game...had four catches for 52 yards and two second-quarter touchdowns against Florida...caught three passes for 59 yards and a touchdown versus Boston College...had four receptions for 42 yards at Miami and six receptions for 76 yards at Louisville...Florida State trailed 21-0 in the second quarter against the Cardinals until O'Leary recovered a fumble in the end zone for FSU's first score 33 seconds before halftime, igniting what was at the time the biggest comeback victory in school history...had a career-best eight receptions for a season-best 97 yards and a touchdown at Syracuse...had six receptions for 77 yards versus Clemson...totalled five receptions for 51 yards and a touchdown against The Citadel.



**52 ■ Bryan Stork**

- Center, 6-4, 300
- Vero Beach, Fla. (Vero Beach)

2013

Stork was the anchor of the Seminole offensive line that protected Heisman Trophy winner Jameis Winston and helped lead the Seminoles to the 2013 BCS Championship... along with consensus All-America honors, the redshirt senior was named First Team All-ACC by the media and coaches and won the Rimington Trophy, presented to the nation's top center...also named a finalist for the Outland Trophy, presented to the top interior lineman in college football... centerpiece of an offense that set a national record with 723 points scored...the Seminoles set FSU and ACC records for touchdowns (94) and passing touchdowns (42)...Stork led the Noles with 40 career starts...drafted in the fourth round (105th overall) by the New England Patriots in the 2014 NFL Draft.



**54 ■ Tre' Jackson**

- Offensive Guard, 6-4, 330
- Jesup, Ga. (Wayne County)

2014 (unanimous)

Became just the fourth Nole guard to capture consensus All-America honors in 2014...three-time All-ACC honoree and two-time all-conference first team selection...four-time ACC Offensive Lineman of the Week who led the FSU offensive line with a remarkable 87.1 average...had highest grade in 12 of 14 games, including five games with an average at 90 or above...started 42 games, including 26 straight...leader of one of the nation's top offenses which averaged 33.7 points and 441.4 total yards...paved the way for FSU to pile up 574 yards of total offense against the nation's then-top-ranked defense at Louisville in a 42-31 win...season-best grade of 94 came versus Boston College...key protector of QB Jameis Winston, who led the ACC in passing yards and total offense...opened holes for Dalvin Cook to set the FSU freshman record for rushing yards.

# CONSENSUS ALL-AMERICANS



**Jalen Ramsey**



**8 ■ Jalen Ramsey**

- Defensive Back, 6-1, 202
- Smyrna, Tenn. (Brentwood Academy)

2015

Became Florida State's 36th consensus All-American in 2015...a Thorpe Award, Bednarik Trophy and Lott IMPACT Trophy semifinalist in 2015...finished his career with 180 tackles (119 solo), 15.5 TFLs, five sacks, three forced fumbles, two fumble recoveries and 23 pass break-ups to go along with three interceptions...started all 41 games in his three years at Florida State...was named the team's Defensive MVP in 2015...captured All-ACC first team honors in both 2015 and 2014...was named the ACC Defensive Back of the Week twice after spectacular performances against USF and Boston College in 2015...captured several All-American honors and three national defensive player of the week honors for his performance at Miami where he registered three tackles, a tackle for loss, forced a fumble on the Hurricanes' first offensive play, broke up four passes, blocked a kick and sealed the win with an interception... became the first true freshman to start at cornerback since Deion Sanders in 1985...garnered three freshman All-America team nods...a two-year member of the FSU track & field team where he won the ACC long jump title at the outdoor (7.96m) and indoor (7.69m) championships in 2015 in addition to the lead off leg of the 4x100 relay that won gold...collected All-America honors with a fourth place showing in the long jump at the NCAA Indoor Championships in 2015 with a personal best mark of 7.97m.



**Dalvin Cook**



**4 ■ Dalvin Cook**

- Running Back, 5-11, 213
- Miami, Fla. (Miami Central)

2016 (unanimous)

The 2016 Orange Bowl MVP...a Doak Walker Award finalist and Maxwell Award and Rotary Lomardi Award semifinalist... Solidified his position as the top running back in the country, finishing the regular season with 1,765 rushing yards, 488 receiving yards (third on the team) and 20 total touchdowns... broke the FSU career rushing record against Syracuse, taking down Warrick Dunn's 20-year FSU record... had a pair of 200-yard rushing games, going for a career-best 267 yards against USF, including a 75-yard touchdown run on FSU's first offensive play...his 329 yards from scrimmage (267 rushing, 62 receiving) were the most in the country since 2014 at the time...had 225 yards and a school-record-tying four rushing touchdowns at Syracuse the day he broke Dunn's rushing record...against No. 3 Clemson, had 169 rushing yards and four rushing touchdowns, including third-quarter scores of 43 and 70 yards to give FSU the lead... ranks second in ACC history in career rush yards and is the only player in the league to break 4,000 career yards in just three seasons...had the first 100-yard receiving game for an FSU running back in 10 years with 101 yards in the season opener against Ole Miss...became the first FSU running back (and just the second Nole ever) with 100 yards rushing and receiving in the same game when he had 140 yards on the ground and a career-high 106 in the air against North Carolina...versus his hometown Miami Hurricanes on Oct. 8, had 150 rushing yards and a 59-yard receiving touchdown, his third consecutive game with over 200 all-purpose yards... versus No. 15 Florida in the home finale, had 153 rushing yards, the most for anybody against the fifth-ranked Gator defense in 2016...produced 145 yards on the ground against No. 6 Michigan including a 71-yard run on third-and 22 early in the fourth quarter from FSU's own 13 yard-line that was capped off by a three-yard touchdown rush by QB Deondre Francois to go ahead 27-15...against five ranked opponents, his 157.6 rush yards per game was 38.2 more than the next closest running back to face as many ranked teams...ranked 11th in NCAA history for rushing yards in a players first three seasons...had eight 100-yard games in 2016 and 21 for his career, one behind Dunn for most in school history...was one touchdown shy of Dunn's FSU record of 49...ranks second in FSU history with 5,399 all-purpose yards and is seventh in ACC history (the most for any player with zero return yards)... was one rushing touchdown shy of Greg Allen's record of 20 in a season (1982) and matched his performance of 19 in 2015.



**DeMarcus Walker**



**44 ■ DeMarcus Walker**

- Defensive End, 6-4, 308
- Jacksonville, Fla. (Sandalwood)

2016

The ACC Defensive Player of the Year...a Hendricks Award finalist and Lombardi Award semifinalist...cemented his place as one of the top defenders in Florida State history, finishing the season with 68 tackles, 21.5 tackles for loss, 16 sacks, 3 forced fumbles, 2 fumble recoveries and a blocked extra point (at Miami)...capped his career with four TFLs including one sack in the victory over No. 6 Michigan in the Orange Bowl...the consensus All-American began the season with 4.5 sacks, all in the second half, on Labor Day against No. 11 Ole Miss in Orlando, earning National Player of the Week honors from multiple outlets...had double-digit tackles in consecutive games against No. 3 Clemson and NC State... as part of a senior class that would have tied the game, leading to FSU's 20-19 victory over the Hurricanes...against Florida in the season finale, continually applied pressure to quarterback Austin Appleby, finishing with 2.0 sacks and an additional quarterback hurry...also recovered two fumbles against the Gators, the first two recovered fumbles of his career and the first two FR game for a Nole since Xavier Rhodes also had two against the Gators in 2010...tallied multiple sacks in five different games (Ole Miss, Wake Forest, NC State, Syracuse, and Florida)...his 16.0 sacks was the second highest in the nation and third most in single-season history at FSU...his 21.5 TFL tied for third in single-season history...ranks third in career sacks (28.5) and is third in TFLs (45).

MEDIA

PREVIEW

TEAM

COACHES

REVIEW

HONORS

PROS

RECORDS

FSU

# SEMINOLE ALL-AMERICANS

MEDIA

PREVIEW

TEAM

COACHES

REVIEW

HONORS

PROS

RECORDS

FSU

**1948**  
Hugh Adams (T) AP (L), PBW (L)

**1949**  
Hugh Adams (T) AP (L)  
Jerry Morriscal (G) WMG (L)

**1951**  
Tommy Brown (HB) AP (L-HM)  
Curt Campbell (E) WMG (L-1), AP (L-HM)  
Bill Dawkins (G) AP (L-1), WMG (L-2)  
Nelson Italiano (HB) AP (L-HM)  
Mike Sellers (HB, LB) AP (L-HM), WMG (L-HM)

**1952**  
Curt Campbell (E) AP (L-1)

**1953**  
Bobby Fiveash (HB) AP (L-HM)  
Jimmy Lee Taylor (E) AP (L-2)

**1954**  
Tom Feamster (RE) WMG (HM)  
Al Makowiecki (LT) NIAA (1), WMG (2), AP (L-2)

**1956**  
Lee Corso (HB) AP (HM)

**1958**  
Fred Pickard (HB) AP (HM), UPI (HM), WMG (HM)  
Bobby Renn (HB) UPI (HM)  
Tony Romeo (E) AP (HM), UPI (HM)  
Al Ulmer (G) AP (HM), UPI (HM)

**1959**  
Joe Majors (QB) AP (HM)  
Fred Pickard (HB) AP (HM), UPI (HM)  
Al Ulmer (G) UPI (HM)

**1962**  
Gene McDowell (G) AP (3)

**1964**  
Fred Biletnikoff (E) AP (1), FN (1), FWAA (1), HF (1),  
NEA (1), NY (1), AFCA (2), UPI (2), NCAA (C)

**1965**  
Jack Shinholser (MG) NEA (2), AP (HM), UPI (HM)

**1966**  
Gary Pajcic (OB) AP (HM)  
Del Williams (OG) AP (2), NEA (2), UPI (2)

**1967**  
Kim Hammond (QB) AP (2), UPI (2)  
Ron Sellers (FL) AP (1), AFCA (1), FN (1), NEA (1),  
FWAA (2), UPI (2), NCAA (C)

**1968**  
Ron Sellers (FL) AFCA (1), AP (1), FN (1), KOD (1), SN (1),  
TIME (1), FWAA (2), NEA (2), UPI (2)  
Dale McCullers (LB) NEA (1), AP (3), UPI (HM)  
Jack Fenwick (OL) AP (HM)  
Bill Cappleman (OB) AP (HM)

**1970**  
J.T. Thomas (DB) FN (SO-1)

**1971**  
Rhett Dawson (WR) AP (3)  
Gary Huff (QB) AP (HM), UPI (HM)  
J.T. Thomas (DB) AP (HM), UPI (HM)

**1972**  
Larry Strickland (LB) AP (HM)  
Gary Huff (QB) AFCA (1), CH (1), CPFW (1), FWAA (1),  
GRID (1), TIME (1), FN (2), UPI (2), AP (HM)  
Barry Smith (WR) AAC (1), AFCA (1), CH (1), AP (2),  
UPI (2), US (2), FN (3), GRID (3)  
James Thomas (DB) CPWF (1), TIME (1), US (1)

**1973**  
Jim Malkiewicz (DT) DSE (3)

**1976**  
Ed Beckman (TE) AP (HM)  
John Thames (OT) AP (HM)  
Kurt Unglaub (WR) FN (FR-2)

**1977**  
Wade Johnson (OG) AP (HM)  
Willie Jones (DE) AP (HM)  
Larry Key (RB) AP (HM)  
Ron Simmons (NG) AP (HM), FN (HM), FN (FR-1)  
Nat Terry (DB) AP (HM)  
Scott Warren (DE) CH (1)  
Gil Wesley (C) CH (1), FN (SO-3)

**1978**  
Charles Ferguson (LB) FN (FR-2)  
Jackie Flowers (WR) AP (HM), SN (HM)  
Mike Good (OG) AP (HM)  
Nate Henderson (OT) AP (HM)  
Willie Jones (DE) UPI (2), AP (HM), SN (HM)  
Ron Simmons (NG) FN (3), AP (HM), FN (SO-1)  
Scott Warren (DE) CH (1)  
Gil Wesley (C) CH (1)

**1979**  
Monk Bonasorte (DB) AP (3)  
Bobby Butler (CB) AP (HM)  
Jackie Flowers (WR) FN (2), UPI (2), AP (HM), SN (HM)  
Mike Good (OG) AP (HM)  
Jimmy Jordan (QB) SN (HM)  
Ken Lanier (OT) AP (HM)  
Ron Simmons (NG) AFCA (1), AP (1), CAMP (1), FN (1),  
KOD (1), UPI (1), SN (HM), NCAA (C)

Scott Warren (DE) CH (1), AP (HM)  
Gil Wesley (C) CH (1)

**1980**  
Monk Bonasorte (DB) FN (2), AP (HM)  
Bobby Butler (DB) NEA (1), AP (3)  
Bill Capece (KS) SN (1), FN (2), UPI (2)  
Greg Futch (OG) AP (HM)  
Reggie Herring (LB) AP (2)  
Ken Lanier (OT) AP (2)  
Mark Macek (DT) AP (HM)  
Paul Piurowski (LB) AP (HM)  
Ron Simmons (NG) AFCA (1), CAMP (1), KOD (1), SN (1),  
UPI (1), FN (3), NCAA (C)  
Rohn Stark (P) FWAA (1), KOD (1), SN (1), UPI (1), FN (3)

**1981**  
Greg Allen (TB) AP (HM), FN (FR-1)  
Garry Futch (DT) AP (HM)  
Tom McCormick (C) AP (HM)  
Rohn Stark (P) HI (1), NEA (1), SN (1), UPI (1)  
Barry Voltapetti (OT) AP (HM)

**1982**  
Greg Allen (TB) AP (HM)  
Alphonso Carreker (DT) AP (HM)  
Harvey Clayton (DB) AP (HM)  
Jamie Dukes (OG) FN (FR-1)  
Hassan Jones (WR) FN (FR-1)  
Tom McCormick (C) AP (HM)  
Isaac Williams (DL) FN (FR-1), SN (FR-1)  
Ricky Williams (RB) AP (HM)  
Tommy Young (LB) AP (HM)

**1983**  
Greg Allen (TB) CAMP (1), UPI (1), FN (2), AP (3), NCAA (C)  
Alphonso Carreker (DT) FN (3), AP (HM)  
Jamie Dukes (OG) FN (HM)  
Herbert Harp (OL) FN (HM)  
Tom McCormick (C) AP (HM), FN (HM)

**1984**  
Greg Allen (TB) CAMP (1), FN (1), UPI (2), AP (3)  
Louis Berry (P) AP (HM)  
Jamie Dukes (OG) FN (2), AP (HM)  
Jessie Hester (WR) AP (HM), FN (HM)  
Derek Schmidt (KS) AP (HM)  
Henry Taylor (LB) AP (HM)

**1985**  
Louis Berry (P) AP (HM)  
Jamie Dukes (OG) CAMP (1), FWAA (1), AP (2), UPI (2),  
FN (3), NCAA (C)  
Chip Ferguson (OB) FN (FR-2), SN (FR-2)  
Victor Floyd (TB) AP (HM)  
John Ionata (OT) AP (HM), FN (HM)  
Hassan Jones (WR) AP (HM)  
Pablo Lopez (OT) FN (SO-3)  
Martin Mayhew (CB) AP (HM), FN (HM)  
Paul McGowan (ILB) AP (HM), FN (SO-2)  
Gerald Nichols (DT) AP (HM)  
Derek Schmidt (KS) AP (HM), UPI (HM)  
Stan Shiver (SS) FN (FR-2)  
Pat Tomberlin (OG) AP (HM)  
Isaac Williams (DT) AP (HM), FN (HM)

**1986**  
Louis Berry (P) AP (HM)  
Pat Carter (TE) AP (HM)  
Steve Gabbard (DT) FN (SO-2)  
Fred Jones (ILB) AP (HM)  
Jason Kuipers (OG) FN (SO-3)  
Paul McGowan (ILB) AP (HM)  
Gerald Nichols (DT) AP (HM)  
Deion Sanders (CB) SN (1), AP (3), UPI (HM), FN (SO-1)  
Derek Schmidt (KS) AP (HM)  
Sammie Smith (TB) FN (FR-1)  
Pat Tomberlin (OT) AP (HM), FN (SO-2)

**1987**  
Pat Carter (TE) SN (1), AP (2)  
Herb Gainer (WR) AP (HM)  
Odell Haggins (NG) AP (HM)  
Eric Hayes (DT) AP (HM)  
Jason Kuipers (OG) AP (HM)  
Paul McGowan (ILB) AP (1), FN (1), SN (1)  
Deion Sanders (CB) AFCA (1), AP (1), CAMP (1), FN (1),  
FWAA (1), KOD (1), SH (1), SN (1), UPI (1), NCAA (U)  
Derek Schmidt (KS) AP (3)  
Sammie Smith (TB) AP (HM)  
Pat Tomberlin (OT) AP (3)  
Terry Warren (OLB) AP (HM)

# SEMINOLE ALL-AMERICANS

MEDIA

PREVIEW

TEAM

COACHES

REVIEW

HONORS

PROS

RECORDS

FSU

## 1988

Terry Anthony (WR)	AP (HM), SN (HM)
Chip Ferguson (QB)	AP (HM), UPI (HM)
Steve Gabbard (DT)	AP (HM)
Odell Haggins (NG)	AP (2), SN (HM)
Joey Ionata (OT)	AP (HM)
Jason Kuipers (OG)	AP (HM)
Bruce LaSane (WR)	SN (HM)
Ronald Lewis (WR)	AP (HM), SN (HM)
Deion Sanders (CB)	AFCA (1), AP (1), CAMP (1), FN (1), FWAA (1), KOD (1), SN (1), UPI (1), NCAA (U)
Stan Shiver (SS)	AP (HM)
Kelvin Smith (ILB)	AP (HM)
Sammie Smith (TB)	AP (HM)
Pat Tomberlin (OT)	CAMP (1), AP (2), FN (2), KOD (2), SN (2), UPI (2)
Dayne Williams (FB)	SN (HM)

## 1989

Terry Anthony (WR)	SN (HM)
LeRoy Butler (CB)	AP (1), CAMP (1), UPI (1), SN (HM), NCAA (C)
Kirk Carruthers (ILB)	SN (HM)
Dexter Carter (TB)	SN (HM)
Lawrence Dawsey (WR)	SN (HM)
Odell Haggins (NG)	AFCA (1), CAMP (1), KOD (1), FN (2), UPI (2), SN (HM)
Eric Hayes (DT)	FN (3), SN (HM)
Ronald Lewis (WR)	SN (HM)
Michael Tanks (C)	AP (1), FWAA (1), UPI (2), SN (HM)
Peter Tom Willis (QB)	UPI (HM), SN (HM)

## 1990

Terrell Buckley (CB)	AP (2), FN (2), SN (2)
Lawrence Dawsey (WR)	AP (1), FWAA (1), SN (2), UPI (2), FN (3)
Marvin Jones (ILB)	AP (3)

## 1991

Terrell Buckley (CB)	AFCA (1), AP (1), CAMP (1), FN (1), FWAA (1), KOD (1), SH (1), SN (1), UPI (1), NCAA (U)
Kirk Carruthers (ILB)	UPI (HM)
Marvin Jones (ILB)	AP (1), CAMP (1), FWAA (1), SH (1), SN (1), UPI (1), FN (3), NCAA (C)
Amp Lee (TB)	CAMP (1), FN (3), SH (HM), UPI (HM)
Kevin Mancini (OT)	UPI (HM)
Patrick McNeil (OG)	FN (FR-1)
Casey Weldon (QB)	CAMP (1), FN (1), SH (1), AP (2), SN (2), UPI (HM)

## 1992

Derrick Brooks (OLB)	FN (SO-1)
Marvin Jones (ILB)	AFCA (1), AP (1), CAMP (1), CPFW (1), FN (1), FWAA (1), KOD (1), SH (1), SN (1), UPI (1), NCAA (U)
Patrick McNeil (OG)	FN (SO-1)
Corey Sawyer (CB)	AP (2), FN (2), UPI (HM), FN (SO-1)
Robert Stevenson (OT)	FN (2), UPI (HM)
Lewis Tyre (OG)	FN (FR-1)
Tamarick Vanover (WR/KR)	CPFW (1), SN (1), FN (FR-1)
Charlie Ward (QB)	SN (2), AP (3), SH (HM), UPI (HM)

## 1993

Clifton Abraham (CB)	UPI (HM)
Derrick Alexander (DE)	AFCA (1), FWAA (1), UPI (2), AP (3), FN (SO-1)
Ken Alexander (ILB)	UPI (HM)
Derrick Brooks (OLB)	AFCA (1), AP (1), CAMP (1), FN (1), FWAA (1), KOD (1), SH (1), SN (1), UPI (1), NCAA (U)
Warrick Dunn (RB)	FN (FR-2)
Juan Laureano (OT)	FN (SO-3)
Kez McCorvey (WR)	UPI (HM)
Patrick McNeil (OG)	FN (3)
Corey Sawyer (CB)	CAMP (1), FN (1), SN (1), UPI (1), AP (2), NCAA (C)
Clay Shiver (C)	UPI (HM), FN (SO-1)
Tamarick Vanover (WR)	SN (2), FN (SO-2)
Charlie Ward (QB)	AFCA (1), AP (1), CAMP (1), FN (1), FWAA (1), KOD (1), SH (1), SN (1), UPI (1), NCAA (U)

## 1994

Clifton Abraham (CB)	AFCA (1), AP (1), CAMP (1), FN (1), KOD (1), SN (1), UPI (1), SH (HM), NCAA (C)
Derrick Alexander (DE)	AP (1), CAMP (1), FWAA (1), FN (2), SN (2), UPI (2), SH (HM)
Derrick Brooks (OLB)	AFCA (1), AP (1), CAMP (1), FN (1), KOD (1), SH (1), SN (1), UPI (2), NCAA (C)
Warrick Dunn (RB)	UPI (HM)
Kez McCorvey (WR)	UPI (1), SH (HM)
Patrick McNeil (OG)	UPI (HM)
Clay Shiver (C)	FWAA (1), SH (1), AP (2), UPI (HM)

## 1995

Daryl Bush (LB)	FN (HM)
Andre Cooper (WR)	AP (HM), FN (HM), UPI (HM)
Warrick Dunn (RB)	FN (3), AP (HM), UPI (HM)
Danny Kanell (QB)	FN (2), AP (HM), UPI (HM)
Sean Liss (P)	AP (HM), UPI (HM)
Clay Shiver (C)	AFCA (1), AP (2), FWAA (1), FN (2), UPI (2), NCAA (C)
Lewis Tyre (OG)	AP (HM), FN (HM), UPI (HM)
Reinard Wilson (DE)	AP (HM), FN (HM), UPI (HM)

## 1996

Peter Boulware (DE)	AFCA (1), AP (1), CPFW (1), FN (1), FWAA (1), SN (1), NCAA (C)
Warrick Dunn (RB)	FWAA (1), AP (2), FN (2), SN (2)
Walter Jones (OT)	AP (2)
Reinard Wilson (DE)	AFCA (1), AP (1), CAMP (1), FWAA (1), FN (2), SN (2), NCAA (C)

## 1997

Ross Brannon (OT)	SN (FR-2)
Daryl Bush (LB)	AP (3)
Tay Cody (CB)	SN (FR-1)
Sam Cowart (LB)	AFCA (1), AP (1), FN (1), FWAA (1), SN (1), NCAA (C)
E.G. Green (WR)	AP (2), FN (2)
Donald Heaven (OG)	SN (FR-1)
Sebastian Janikowski (K)	SN (FR-1)
Kevin Long (C)	AFCA (1), AP (3), FN (3)
Samari Rolle (CB)	FN (3)
Tra Thomas (OT)	AP (2)
Andre Wadsworth (DE)	AFCA (1), AP (1), CAMP (1), FN (1), SN (1), NCAA (C)

## 1998

Sebastian Janikowski (PK)	AP (1), FD (1), FN (1), FWAA (1), SN (1), NCAA (C)
Corey Simon (DT)	AP (1), FN (2)
Peter Warrick (WR)	AP (1), CAMP (1), FD (1), SN (1), FN (2), NCAA (C)
Jason Whitaker (OG)	FWAA (1), AP (3)

## 1999

Sebastian Janikowski (PK)	AAF (1), AFCA (1), AP (1), CAMP (1), CFN (1), FN (1), FWAA (1), SN (1), NCAA (U)
Corey Simon (NG)	AAF (1), AFCA (1), AP (1), CAMP (1), CFN (1), FWAA (1), SN (1), FN (2), NCAA (C)
Peter Warrick (WR)	AAF (1), AFCA (1), AP (1), CAMP (1), CFN (1), FN (1), FWAA (1), SN (1), NCAA (U)
Chris Weinke (QB)	FN (HM)
Jason Whitaker (OG)	AAF (1), AFCA (1), AP (1), CAMP (1), FN (1), FWAA (1), SN (2), NCAA (C)
Brett Williams (OT)	FN (FR-1)

## 2000

Tay Cody (CB)	AFCA (1), CFN (1), SN (1), AP (2), FN (2), NCAA (C)
Darnell Dockett (DE)	FN (FR-1), SN (FR-1)
Chris Hope (FS)	SN (2)
Snoop Minnis (FLK)	AFCA (1), AP (1), FN (1), FWAA (1), SI (1), SN (1), CFN (2), NCAA (C)
Tommy Polley (LB)	FN (3), SN (3)
Kendyll Pope (LB)	FN (FR-1), SN (FR-1)
Jamal Reynolds (DE)	AFCA (1), AP (1), CAMP (1), CFN (1), FN (1), FWAA (1), SI (1), SN (1), NCAA (U)
Tarlos Thomas (OT)	CAMP (1), AP (3)
Chris Weinke (QB)	AP (1), CFN (1), FN (1), SI (1), SN (2)
Jeff Womble (DT)	FN (FR-1), SN (FR-2)

## 2001

Xavier Beitia (PK)	CFN (HM), SN (FR-3)
Bradley Jennings (LB)	SN (4)
Travis Johnson (NG)	SN (FR-1)
Chris Rix (QB)	SN (FR-1)
Brett Williams (OT)	CFN (2), SN (4)

## 2002

Montrae Holland (OG)	SI (2), AP (3), SN (3)
Alonzo Jackson (DE)	CFN (2)
Brett Williams (OT)	CFN (1), SN (1), AP (2), SI (2)

## 2003

Alex Barron (OT)	AP (1), CAMP (1), CFN (1), FWAA (1), SI (HM), NCAA (C)
Michael Boulware (LB)	AP (3)
Darnell Dockett (DT)	CFN (1), SI (2), SN (2), AP (3)
Crapphonso Thorpe (WR)	CFN (3)

## 2004

Alex Barron (OT)	AFCA (1), AP (1), FWAA (1), CAMP (1), CBS (1), CFN (1), ESPN (1), RIV (1), SN (1), SI (2), NCAA (U)
Antonio Cromartie (CB)	CFN (SO-1)
Travis Johnson (DT)	CBS (1), ESPN (1), RIV (1), CFN (2), AP (3), SI (HM)
Ernie Sims (LB)	ESPN (1), CFN (SO-1)

## 2005

Brodrick Bunkley (NG)	CPFW (1), FWAA (1), SI (1), SN (2), AP (3)
Greg Carr (WR)	SN (FR-2), CFN (FR-3)
Tony Carter (CB)	SN (FR-2), CFN (FR-3)
A.J. Nicholson (LB)	SI (HM)
Willie Reid (WR)	CFN (HM)
Drew Weatherford (QB)	CFN (FR-2), SN (FR-2)
Kameron Wimbley (DE)	CPFW (1)

## 2006

Everette Brown (DE)	CFN (FR-2), SH (FR-2), SN (FR-2)
Buster Davis (LB)	AFCA (1), CAMP (2), SN (2), CFN (HM), CPFW (HM), SI (HM)
Geno Hayes (LB)	CFN (SO-HM)
Jamie Robinson (CB)	SH (FR-HM)
Myron Rolle (RV)	SN (FR), CFN (FR-1), SH (FR-1)
Lawrence Timmons (LB)	CPFW (HM)
Brandon Warren (TE)	SH (FR-3), SN (FR-3), CFN (FR-HM)

# SEMINOLE ALL-AMERICANS

## 2007

Gary Cismesia (PK)	SI (2), SN (2), CFN (3)
Geno Hayes (LB)	SI (HM)
Rodney Hudson (OG)	CFN (FR-1), FWAA (FR-1), SN (FR-HM)
Ryan McMahon (C)	CFN (FR-1), FWAA (FR-1), RIV (FR-1), SN (FR-2)

## 2008

Everette Brown (DE)	AP (2), CAMP (2), PS (2), RIV (2), SC (2), SN (2), SI (3), CPFW (HM)
Andrew Datko (OT)	FWAA (FR-1), PS (FR-1), RIV (FR-1), SN (FR-1)
Graham Gano (PK)	CBS (1), RIV (1), SC (1), AP (2), CAMP (2), PS (2), SI (2), SN (2)
Michael Ray Garvin (SP)	SN (1), SC (3), SI (3)
Myron Rolle (RV)	AP (3)

## 2009

Rodney Hudson (OG)	FWAA (1), SI (1), AP (2), RIV (2), CPFW (HM)
Jacobbi McDaniel (DT)	SC (FR-2)
Greg Reid (PR/DB)	RIV (3), SN (3), SI (HM), RIV (FR-1), SC (FR-2)

## 2010

Rodney Hudson (OG)	AFCA (1), AP (1), CAMP (1), CBS (1), CFN (1), ESPN (1), FWAA (1), PS (1), RIV (1), SC (1), SI (1), SN (1), NCAA (U)
Brandon Jenkins (DE)	RIV (2), SC (2), PS (4), SI (HM)
Demonte McAllister (DL)	CFN (FR-HM)
Xavier Rhodes (CB)	CFN (3), CFN (FR-1), FWAA (FR-1), RIV (FR-1), NCAA (FR-C)

## 2011

Devonta Freeman (RB)	CFN (FR-HM)
Christian Green (WR)	CFN (FR-HM)
Rashad Greene (WR)	CFN (FR-HM)
Bobby Hart (OL)	CFN (FR-2)
Dustin Hopkins (K)	SI (HM)
Timmy Jernigan (DT)	CBS (FR-1), CFN (FR-1), FSN (FR-1), FWAA (FR-1), YS (FR-1), NCAA (FR-C)
Nick O'Leary (TE)	CFN (FR-HM)
Shawn Powell (P)	AFCA (1), CAMP (1), ESPN (1), RIV (1), YS (1), CBS (2), FSN (2), SC (2), AP (3), PS (4), SI (HM), NCAA (C)
Zebrie Sanders (OT)	CPFW (HM)

## 2012

Kelvin Benjamin (WR)	CFN (FR-HM)
Cornellius Carradine (DE)	PS (3), SI (HM)
Ronald Darby (DB)	FWAA (FR-1), CFN (FR-2)
Rashad Greene (WR)	SI (HM)
Dustin Hopkins (K)	CAMP (1), CBS (1), CPFW (1), ESPN (1), FSN (1), SN (1), AP (2), SI (2)
Xavier Rhodes (CB)	PS (3)
Bjoern Werner (DE)	AFCA (1), AP (1), CAMP (1), CBS (1), CPFW (1), FWAA (1), FSN (1), SN (1), SI (2), NCAA (U)

## 2013

Roberto Aguayo (K)	AP (1), ATH (1), CAMP (1), CBS (1), FWAA (1), LIN (1), USA (1), SI (HM), ATH (FR-1), CFN (FR-1), CI (FR-1), SN (FR-1), NCAA (FR-C)
Nate Andrews (S)	247 (FR-2), CFN (FR-2), CI (FR-2), ATH (FR-3)
Kelvin Benjamin (WR)	SI (1), CFN (SO-2)
Terrence Brooks (S)	CBS (1), LIN (3), SI (HM)
Cameron Erving (LT)	FWAA (1), SI (1), SN (1), USA (1), AP (2), CAMP (2), CBS (2), LIN (2), SBN (2)
Tre' Jackson (RG)	CBS (2), SI (HM)
Timmy Jernigan (NG)	ESPN (1), FWAA (1), AP (2), CBS (2), SI (2), USA (2), LIN (3)
Lamarcus Joyner (CB)	AFCA (1), AP (1), BR (1), CAMP (1), ESPN (1), FWAA (1), LIN (1), SI (1), SN (1), USA (1), CBS (2), SBN (2), NCAA (U)
Nick O'Leary (TE)	CBS (3), LIN (3)
Jalen Ramsey (S)	247 (FR-1), ATH (FR-1), CFN (FR-1), CI (FR-1), FWAA (FR-1), NCAA (FR-C)
Telvin Smith (LB)	SI (HM)
Terrence Smith (LB)	CFN (SO-2)
Bryan Stork (C)	AP (1), ESPN (1), FWAA (1), LIN (1), CAMP (2), SBN (2), SI (2), CBS (3), NCAA (C)
P.J. Williams (CB)	CFN (SO-HM)
Jameis Winston (QB)	AP (1), ATH (1), BR (1), CBS (1), ESPN (1), FWAA (1), LIN (1), SBN (1), SI (1), SN (1), USA (1), CAMP (2), ATH (FR-1), CFN (FR-1), CI (FR-1), FWAA (FR-1), SN (FR-1), NCAA (C)

## 2014

Roberto Aguayo (PK)	AFCA (1), AP (1), CAMP (1), CBS (1), SBN (1), SC (1), SI (1), SN (1), FWAA (2), USA (2), NCAA (C)
Dalvin Cook (RB)	SN (FR-1), ATH (FR-2), CFN (FR-HM), CI (FR-HM)
Mario Edwards Jr. (DE)	SI (2)
Cameron Erving (OL)	CBS (1), SC (2), SI (HM)
Eddie Goldman (DT)	SI (1), AP (3)
Rashad Greene (WR)	AP (2), FWAA (2), SC (2), SN (2), SI (HM)
Tre' Jackson (RG)	AFCA (1), AP (1), CAMP (1), CBS (1), FWAA (1), SBN (1), SC (1), SI (1), SN (1), USA (2), NCAA (U)
Roderick Johnson (OL)	ATH (FR-1), USA (FR-1), CFN (FR-2), CI (FR-2)
Lorenzo Featherston (DE)	CFN (FR-HM), CI (FR-HM)
Josue Matias (RG)	SI (HM)
Nick O'Leary (TE)	AFCA (1), AP (1), CAMP (1), CBS (1), SBN (1), SC (1), SI (1), FWAA (2), SN (2), USA (2), NCAA (C)
Jalen Ramsey (S)	SC (1), USA (1), AP (2), FWAA (2), SI (2), SN (2)
Travis Rudolph (WR)	ATH (FR-1), CFN (FR-HM), CI (FR-HM)
P.J. Williams (CB)	USA (2), SI (HM)
Jameis Winston (QB)	SI (HM)

## 2015

Roberto Aguayo (PK)	CBS (1), SN (1), USA (2)
Dalvin Cook (RB)	FWAA (1), SI (1), AP (2), CAMP (2), CBS (2), SN (2)
Ryan Izzo (TE)	CI (FR-HM)
Derwin James (DB)	CBS (HM), SI (HM), CI (FR-1), ESPN (FR-1), SN (FR-1), USA (FR-1)
Roderick Johnson (LT)	SN (2), USA (2), SI (HM)
Jalen Ramsey (DB)	AFCA (1), CAMP (1), ESPN (1), AP (2), CBS (2), FWAA (2), SI (2), SN (2), USA (2), NCAA (C)
Josh Sweat (DE)	CI (FR-HM)

## 2016

Ricky Aguayo (K)	ESPN (FR-1), CI (FR-2)
Brian Burns (DE)	ESPN (FR-1), FWAA (FR-1), USA (FR-1)
Dalvin Cook (RB)	AFCA (1), AP (1), ATH (1), CAMP (1), CBS (1), CI (1), ESPN (1), FSN (1), FWAA (1), PFF (1), PS (1), SBN (1), USA (1), SI (2), NCAA (U)
Roderick Johnson (OL)	CAMP (1), AFCA (2), FSN (2), SI (2), PS (3), ATH (4)
Tarvarus McFadden (DB)	FWAA (1), AFCA (2), CAMP (2), PS (2), ATH (4), CI (SO-2)
DeMarcus Walker (DE)	AFCA (1), ATH (1), CAMP (1), SBN (1), SN (1), USA (1), AP (2), CBS (2), CI (2), FSN (2), SI (2), PS (3), NCAA (C)

## 2017

Derwin James (DB)	CBS (1), FWAA (1), PS (1), AFCA (2), AP (2), CAMP (2), SN (2)
-------------------	---

## 2018

Brian Burns (DE)	PS (4)
Jaiden Lars-Woodbey (DB)	ESPN (FR-1)

## 2019

Cam Akers (RB)	PS (HM)
Dontae Lucas (OL)	TA (FR-2)
Marvin Wilson (DT)	PFF (3)

## 2020

Stephen Dix Jr. (LB)	RIV (FR-1)
Robert Scott Jr. (OL)	247 (FR-1)
Maurice Smith (OL)	RIV (FR-1)

## 2021

Jermaine Johnson II (DE)	CAMP (1), CBS (1), ESPN (1), AFCA (2), AP (2), FWAA (2), PS (2)
Jammie Robinson	PS (HM)

## 2022

Shyheim Brown (S)	CFN (FR-HM)
Joshua Farmer (DT)	CFN (FR-HM)
Patrick Payton (DE)	CFN (FR-HM)
Jammie Robinson (S)	TA (2), PS (4)
Jared Verse (DE)	TA (1), PS (3)

247-247Sports.com: AAC-All-American Competitor; AAF-All-America Foundation; AFCA-American Football Coaches Association; AP-Associated Press; ATH-Athlon Sports; BR-Bleacher Report; CAMP-Walter Camp; CBS-CBSsports.com; CFN-College Football News; CH-Churchman's; CI-campusinsiders.com; CPFW-College & Pro Football Weekly; DSE-Detroit Sports Extra; ESPN-ESPN.com; FD-Football Digest; FN-Football News; FSN-Fox Sports; FWAA-Football Writers Association of America; GRID-Gridiron; HF-Helms Foundation; HI-Hartford Insurance; KOD-Kodak; LIN-Lindy's; NCAA-NCAA Consensus; NEA-Newspaper Enterprises Association; NIAA-National Interscholastic Athletic Association; NY-New York Daily News; PBW-Paul B. Williams; PFF-Pro Football Focus; PS-Phil Steele; RIV-Rivals.com; SBN-SBNation.com; SC-Scout.com; SH-Scripps Howard; SI-SI.com; SN-The Sporting News; TA-The Athletic; TIME-Time Magazine; UPI-United Press International; US-Universal Sports; USA-USA Today; WMG-Williamson Middle Group; YS-Yahoo Sports

(1) 1st Team; (2) 2nd Team; (3) 3rd Team; (4) 4th Team; (HM) Honorable Mention; (FR) Freshman; (SO) Sophomore; (L) Little All-American; (C) Consensus; (U) Unanimous

# ACADEMIC ALL-AMERICANS

(Selected by the College Sports Information Directors of America)

## FIRST TEAM




**Dustin Hopkins (K)**  
2012




**Chris Hope (FS)**  
2001, 2000



**Daryl Bush (LB)**  
1997, 1996




**Derrick Brooks (OLB)**  
2014 CoSIDA Academic All-American  
Hall of Fame Inductee  
1994



**Rohn Stark (P)**  
1981



**Keith Jones (DB)**  
1980, 1979



**Phil Williams (WR)**  
1979



**Gary Huff (QB)**  
1972

## SECOND & THIRD TEAM ACADEMIC ALL-AMERICANS

**2011**  
SECOND TEAM  
Dustin Hopkins

K

**2008**  
SECOND TEAM  
Myron Rolle

DB

**2005**  
SECOND TEAM  
David Castillo

OL

**1993**  
SECOND TEAM  
Derrick Brooks  
Ken Alexander

OLB  
LB

**1989**  
SECOND TEAM  
Dave Roberts

TE

**1985**  
SECOND TEAM  
Martin Mayhew

DB

**1981**  
SECOND TEAM  
Phil Williams

WR

**1979**  
SECOND TEAM  
Scott Warren

DL

**1970**  
THIRD TEAM  
Joe Strickler

T

## NCAA POST-GRADUATE SCHOLARSHIP



2005 David Castillo  
(C)



2000 Chris Weinke  
(QB)



1997 Daryl Bush  
(LB)



1995 Danny Kanell  
(QB)



1994 Derrick Brooks  
(OLB)




1993 Ken Alexander  
(ILB)



1990 Dave Roberts  
(TE)



1987 David Palmer  
(ILB)



1980 Phil Williams  
(WR)

# SEMINOLE ALL-CONFERENCE

## ACC Player of the Year

Jameis Winston	QB	2013
Chris Weinke	QB	2000
Andre Wadsworth	DE	1997
Danny Kanell	QB	1995
Charlie Ward	QB	1993
Charlie Ward	QB	1992

## ACC Def. Player of the Year

Jermaine Johnson II	DE	2021
DeMarcus Walker	DE	2016
Bjoern Werner	DE	2012
Thad Busby	DT	2003
Andre Wadsworth	DE	1997
Peter Boulware	LB	1996
Derrick Alexander	DE	1994
Derrick Brooks	LB	1993

## ACC Off. Player of the Year

Jameis Winston	QB	2013
Chris Weinke	QB	2000
Thad Busby	QB	1997
Danny Kanell	QB	1995
Charlie Ward	QB	1993

## Jacobs Blocking Trophy Most Outstanding Blocker

Roderick Johnson	OT	2016
Roderick Johnson	OT	2015
Cameron Erving	C/OT	2014
Cameron Erving	OT	2013
Rodney Hudson	OG	2010
Rodney Hudson	OG	2009
Brett Williams	OT	2002
Brett Williams	OT	2001
Tarlos Thomas	OT	2000
Tra Thomas	OT	1997
Clay Shiver	C	1995
Clay Shiver	C	1994

## ACC Rookie of the Year

Deondre Francois	QB	2016
Jameis Winston	QB	2013
Chris Rix	QB	2001
Travis Minor	RB	1997
Tamarick Vanover	WR	1992

## ACC Def. Rookie of the Year

Patrick Payton	DE	2022
Ronald Darby	CB	2012
Xavier Rhodes	CB	2010

## ACC Off. Rookie of the Year

Deondre Francois	QB	2016
Jameis Winston	QB	2013

## ACC Coach of the Year

Bobby Bowden		1997
Bobby Bowden		1993

## All-South Independent Coach of the Year

Bobby Bowden		1979
--------------	--	------

## Jim Tatum Award Top Senior Scholar-Athlete

Dillan Gibbons	OL	2022
Christian Ponder	QB	2010
David Castillo	C	2005
Daryl Bush	DB	1996

## Brian Piccolo Award Most Courageous Player

McKenzie Milton	QB	2021
Chris Thompson	RB	2012
Anquan Boldin	WR	2002
Chris Weinke	QB	1999
Corey Simon	DT	1998
Sam Cowart	LB	1997
Dan Footman	DE	1992

## 2022 All-ACC

<b>FIRST TEAM</b>		
Dillan Gibbons	OG	
Jammie Robinson	S	
Jared Verse	DE	

## SECOND TEAM

Trey Benson	RB	
Robert Scott Jr.	OT	
Jordan Travis	QB	
Johnny Wilson	WR	

## THIRD TEAM

D'Mitri Emmanuel	OG	
<b>HONORABLE MENTION</b>		
Tatum Bethune	LB	
Robert Cooper	RB	
Robert Green	CB	
Fabien Lovett	DT	
Myciah Pittman	SP	
Maurice Smith	C	
Treshaun Ward	RB	

## 2021 All-ACC

<b>FIRST TEAM</b>		
Jermaine Johnson II	DE	
Jammie Robinson	DB	

## THIRD TEAM

Jashaun Corbin	RB	
Keir Thomas	DE	
<b>HONORABLE MENTION</b>		
Robert Cooper	DT	
Dillan Gibbons	OL	
Devontay Love-Taylor	OL	
Fabien Lovett	DT	

## 2020 All-ACC

<b>FIRST TEAM</b>		
Asante Samuel Jr.	CB	
<b>SECOND TEAM</b>		
Marvin Wilson	DT	

## 2019 All-ACC

<b>FIRST TEAM</b>		
Marvin Wilson	DT	
<b>SECOND TEAM</b>		
Cam Akers	RB	
Tamorrion Terry	WR	
Hamsah Nasirildeen	S	

## THIRD TEAM

Asante Samuel, Jr.	CB	
<b>HONORABLE MENTION</b>		
Stanford Samuels III	CB	

## 2018 All-ACC

<b>FIRST TEAM</b>		
Brian Burns	DE	
<b>THIRD TEAM</b>		
Demarcus Christmas	DT	
Nyquan Murray	WR	

## HONORABLE MENTION

Tamorrion Terry	WR	
Marvin Wilson	DT	

## 2017 All-ACC

<b>FIRST TEAM</b>		
Derwin James	DB	
<b>SECOND TEAM</b>		
Alec Eberle	C	
Tarvarus McFadden	DB	

## THIRD TEAM

Cam Akers	RB	
Derrick Nnadi	DT	
<b>HONORABLE MENTION</b>		
Ricky Aguayo	K	

## 2016 All-ACC

<b>FIRST TEAM</b>		
Dalvin Cook	RB	
Roderick Johnson	OL	
DeMarcus Walker	DE	
Tarvarus McFadden	DB	
Derrick Nnadi (C)	DT	

## SECOND TEAM

Travis Rudolph	WR	
Kareem Are	OL	
<b>THIRD TEAM</b>		
Derrick Nnadi (M)	DT	

## HONORABLE MENTION

Ricky Aguayo	K	
Trey Marshall	DB	
Jacob Pugh	LB	
Matthew Thomas	LB	

## 2015 All-ACC

<b>FIRST TEAM</b>		
Roderick Johnson	T	
Dalvin Cook	RB	
Jalen Ramsey	CB	
Roberto Aguayo	K	

## SECOND TEAM

Travis Rudolph	WR	
Kermit Whitfield	WR	
Reggie Northrup	LB	
Nile Lawrence-Stamper	DT	
DeMarcus Walker	DE	

## THIRD TEAM

Kareem Are	G	
Derwin James	S	
Derrick Nnadi	DT	
<b>HONORABLE MENTION</b>		
Cason Beatty	P	
Lamaricus Brutus	S	
Chad Mavety	G	
Terrance Smith	LB	
Kermit Whitfield	SP	

## 2014 All-ACC

<b>FIRST TEAM</b>		
Jameis Winston	QB	
Rashad Greene	WR	
Nick O'Leary	TE	
Cameron Erving	T	
Tre' Jackson	G	
Roberto Aguayo	K	
Mario Edwards Jr.	DE	
Eddie Goldman	DT	
P.J. Williams	CB	
Jalen Ramsey	S	

## SECOND TEAM

Josue Matias	G	
Cameron Erving	C	
Dalvin Cook	RB	
Terrance Smith	LB	

## THIRD TEAM

Bobby Hart	T	
Reggie Northrup	LB	
Ronald Darby	CB	
<b>HONORABLE MENTION</b>		
Rashad Greene	SP	

## 2013 All-ACC

<b>FIRST TEAM</b>		
Jameis Winston	QB	
Devonta Freeman	RB	
Rashad Greene	WR	
Lamaricus Joyner	CB	
Cameron Erving	T	
Tre' Jackson	G	
Bryan Stork	C	

## SECOND TEAM

Roberto Aguayo	K	
Timmy Jernigan	DT	
Nick O'Leary	TE	
Telvin Smith	LB	
Terrence Brooks	S	
Christian Jones	LB	

## THIRD TEAM

Nate Andrews	S	
Kelvin Benjamin	WR	
Josue Matias	G	
Mario Edwards Jr.	DE	
<b>HONORABLE MENTION</b>		
James Wilder Jr.	RB	
Kenny Shaw	WR	
Bobby Hart	T	
Terrance Smith	LB	
P.J. Williams	CB	

## 2012 All-ACC

<b>FIRST TEAM</b>		
Cornellius Carradine	DE	
Bjoern Werner	DE	
Xavier Rhodes	CB	
Lamaricus Joyner	S	
Dustin Hopkins	K	

## SECOND TEAM

E.J. Manuel	QB	
Chris Thompson	RB	
Tre' Jackson	G	
Bryan Stork	C	
Cameron Erving (M)	T	
Timmy Jernigan (C)	DT	
Everett Dawkins	DT	
Christian Jones	LB	

## HONORABLE MENTION

Rashad Greene	WR	
Nick O'Leary	TE	
Cameron Erving (C)	T	

Menelik Watson	T	
Josue Matias	G	
Anthony McCloud	DT	
Vince Williams	LB	
Timmy Jernigan (M)	DT	

## 2011 All-ACC

<b>FIRST TEAM</b>		
Zebrie Sanders	OT	
Dustin Hopkins	K	
Shawn Powell	P	
<b>SECOND TEAM</b>		
Brandon Jenkins	DE	
Lamaricus Joyner	S	

## HONORABLE MENTION

Nigel Bradham	LB	
Everett Dawkins	DT	
Greg Reid	SPC	
Bjoern Werner	DE	

## 2010 All-ACC

<b>FIRST TEAM</b>		
Rodney Hudson	OG	
Brandon Jenkins	DE	
<b>SECOND TEAM</b>		
Xavier Rhodes	CB	
Ryan McMahan	C	

## HONORABLE MENTION

Greg Reid	CB	
-----------	----	--

## 2009 All-ACC

<b>FIRST TEAM</b>		
Rodney Hudson	OG	
<b>SECOND TEAM</b>		
Dekoda Watson	OLB	
Patrick Robinson	CB	
<b>HONORABLE MENTION</b>		
Christian Ponder	QB	
Andrew Datko	OL	
Greg Reid	CB	

## 2008 All-ACC

<b>FIRST TEAM</b>		
Everette Brown	DE	
Graham Gano	PK	
Rodney Hudson	OG	
<b>SECOND TEAM</b>		
Tony Carter	CB	
Michael Ray Garvin	KR	
Myron Rolle	S	

## HONORABLE MENTION

Ryan McMahan	C	
Antone Smith	RB	

## 2007 All-ACC

<b>FIRST TEAM</b>		
Geno Hayes	LB	
<b>SECOND TEAM</b>		
Gary Cismesia	PK	
Rodney Hudson	OG	
<b>HONORABLE MENTION</b>		
Graham Gano	P	
Patrick Robinson	DB	

## 2006 All-ACC

<b>FIRST TEAM</b>		
Buster Davis	LB	
<b>SECOND TEAM</b>		
Greg Carr	WR	
Andre Fluellen	DT	
<b>HONORABLE MENTION</b>		
Chris Davis	WR	
Cory Niblock	OG	
Myron Rolle	S	
Lawrence Timmons	LB	

## 2005 All-ACC

<b>FIRST TEAM</b>		
Brodrick Bunkley	DT	
Greg Carr	WR	
A.J. Nicolson	LB	
Kameron Wimbley	DE	
<b>HONORABLE MENTION</b>		
David Castillo	C	
Ernie Sims	LB	
Pat Watkins	FS	

## 2004 All-ACC

<b>FIRST TEAM</b>		
Alex Barron	OT	
Antonio Cromartie	CB	
Travis Johnson	DT	
<b>SECOND TEAM</b>		
Chauncy Davis	DE	
Bryant McFadden	CB	

Ernie Sims	LB	
Chauncey Stovall	WR	
Leon Washington	RB	
<b>HONORABLE MENTION</b>		
Eric Moore	DE	
A.J. Nicolson	LB	
Pat Watkins	FS	
Ray Willis	OT	

## 2003 All-ACC

<b>FIRST TEAM</b>		
Alex Barron	OT	
Michael Boulware	LB	
Darnell Dockett	DT	
Stanford Samuels	CB	
Craphonso Thorpe	WR	

## SECOND TEAM

David Castillo	C	
Eric Moore	DE	
<b>HONORABLE MENTION</b>		
Jerome Carter	SS	
Matt Meinrod	OG	

## 2002 All-ACC

<b>FIRST TEAM</b>		
Montrae Holland	OG	
Alonzo Jackson	DL	
Brett Williams	OT	
<b>SECOND TEAM</b>		
Anquan Boldin	WR	
Michael Boulware	LB	
Chance Gwaltney	P	
Greg Jones	RB	
Antoine Mirambeau	C	
Kendyll Pope	LB	

## HONORABLE MENTION

Xavier Beitia	PK	
---------------	----	--

## 2001 All-ACC



# SEMINOLE ALL-CONFERENCE

MEDIA

PREVIEW

TEAM

COACHES

REVIEW

HONORS

PROS

RECORDS

FSU

## 1999 All-ACC

<b>FIRST TEAM</b>	
Mario Edwards	CB
Sebastian Janikowski	PK
Jerry Johnson	DL
Tommy Polley	LB
Corey Simon	DL
Tarlos Thomas	OL
Peter Warrick	WR
Peter Warrick	SP
Jason Whitaker	OG
<b>SECOND TEAM</b>	
Brian Allen	LB
Derrick Gibson	DB
Travis Minor	RB
Jamal Reynolds	DE
Eric Thomas	C
Chris Weinke	QB
Brett Williams	OT
<b>HONORABLE MENTION</b>	
Tay Cody	CB
Keith Cottrell	P
Sean Key	FS
Roland Seymour	DE

## 1998 All-ACC

<b>FIRST TEAM</b>	
Ross Brannon	OT
Lamont Green	LB
Sebastian Janikowski	PK
Travis Minor	RB
Corey Simon	DT
Peter Warrick	WR
Jason Whitaker	OG
<b>SECOND TEAM</b>	
Tony Bryant	DE
Tay Cody	CB
Mario Edwards	CB
Dexter Jackson	SS
Myron Jackson	TE
Larry Smith	DL

## 1997 All-ACC

<b>FIRST TEAM</b>	
Thad Busby	QB
Sam Cowart	LB
E. G. Green	WR
Melvin Pearsall	TE
Samari Rolle	CB
Tra Thomas	OT
Andre Wadsworth	DE
<b>SECOND TEAM</b>	
Daryl Bush	LB
Dexter Jackson	SS
Kevin Long	C
Travis Minor	RB
Shevin Smith	FS
Greg Spires	DE
Peter Warrick	WR
Jason Whitaker	OG
Sebastian Janikowski	K
<b>HONORABLE MENTION</b>	
Tay Cody	CB
Peter Warrick	PR

## 1996 All-ACC

<b>FIRST TEAM</b>	
Chad Bates	OG
Peter Boulware	DE
Byron Capers	CB
Andre Cooper	WR
Warrick Dunn	RB
Reinard Wilson	DE
<b>SECOND TEAM</b>	
Thad Busby	QB
Daryl Bush	LB
Todd Fordham	OT
E. G. Green	WR
Walter Jones	OT
Andre Wadsworth	NG
<b>HONORABLE MENTION</b>	
Scott Bentley	PK
James Colzie	CB
Henri Crockett	LB
Dee Feaster	SP
Dexter Jackson	SP
Sean Liss	P
Kevin Long	C
Melvin Pearsall	TE
Shevin Smith	SS
Connell Spain	DT

## 1995 All-ACC

<b>FIRST TEAM</b>	
Andre Cooper	WR
Warrick Dunn	RB
Jesus Hernandez	OT
Danny Kanell	QB
Clay Shiver	C
Lewis Tyre	OG
Reinard Wilson	DE
<b>SECOND TEAM</b>	
Daryl Bush	LB
Byron Capers	CB
E. G. Green	WR
Sean Liss	P
Andre Wadsworth	NG
<b>HONORABLE MENTION</b>	
Peter Boulware	DE
Sam Cowart	LB
Melvin Pearsall	TE
Todd Rebol	LB

## 1994 All-ACC

<b>FIRST TEAM</b>	
Clifton Abraham	CB
Derrick Alexander	DE
Derrick Brooks	OLB
Warrick Dunn	RB
Corey Fuller	CB
Danny Kanell	QB
Kez McCovey	WR
Patrick McNeil	OG
Clay Shiver	C
Lewis Tyre	OG
<b>SECOND TEAM</b>	
Devin Bush	SS
<b>HONORABLE MENTION</b>	
Zack Crockett	RB
Reinard Wilson	DE
Sam Cowart	LB
Sean Hamlet	DB

## 1993 All-ACC

<b>FIRST TEAM</b>	
Clifton Abraham	CB
Derrick Alexander	DE
Ken Alexander	ILB
Derrick Brooks	OLB
Kez McCovey	WR
Corey Sawyer	CB
Clay Shiver	C
Charlie Ward	QB
<b>SECOND TEAM</b>	
Sean Jackson	TB
Lonnie Johnson	TE
Patrick McNeil	OG
<b>THIRD TEAM</b>	
Scott Bentley	PK
Devin Bush	SS
Chris Cowart	OLB
Jon Nance	NG
Lewis Tyre	OG
Tamarick Vanover	WR

## 1992 All-ACC

<b>FIRST TEAM</b>	
Derrick Brooks	OLB
Marvin Jones	ILB
Corey Sawyer	CB
Robert Stevenson	OT
Charlie Ward	QB
<b>SECOND TEAM</b>	
Robbie Baker	C
Leon Fowler	FS
Patrick McNeil	OG
Tamarick Vanover	WR

## 1991 All-South Independent

<b>FIRST TEAM</b>	
Terrell Buckley	CB
Kirk Carruthers	ILB
Marvin Jones	ILB
Amp Lee	TB
Kevin Mancini	OT
Mike Morris	OG
Carl Simpson	DE
Casey Weldon	QB
<b>SECOND TEAM</b>	
Edgar Bennett	FB
Howard Dinkins	OLB
Robert Stevenson	OT

## 1990 All-South Independent

<b>FIRST TEAM</b>	
Lawrence Dawsey	WR
Terrell Buckley	CB
Marvin Jones	ILB
Amp Lee	TB
Mike Morris	OG
<b>SECOND TEAM</b>	
Kirk Carruthers	ILB
Reggie Johnson	TE
Hayward Haynes	OG
Edgar Bennett	FB
Bill Ragans	SS

## 1989 All-South Independent

<b>FIRST TEAM</b>	
Michael Tanks	C
Peter Tom Willis	QB
John Brown	OT
Lawrence Dawsey	WR
Odell Haggins	N
LeRoy Butler	CB
Kirk Carruthers	ILB
<b>SECOND TEAM</b>	
Eric Hayes	DT
Shelton Thompson	OLB

## 1988 All-South Independent

<b>FIRST TEAM</b>	
Terry Anthony	WR
Pai Tomberlin	OT
Jason Kuipers	OG
Odell Haggins	NG
Deion Sanders	CB
<b>SECOND TEAM</b>	
Ronald Lewis	WR
Joey Ionata	OT
Chip Ferguson	QB
Sammie Smith	TB
Steve Gabbard	DT
Kelvin Smith	ILB
Stan Shiver	SS

## 1987 All-South Independent

<b>FIRST TEAM</b>	
Pat Carter	TE
Eric Hayes	DT
Paul McGowan	ILB
Deion Sanders	CB
Derek Schmidt	KS
Sammie Smith	TB
Pai Tomberlin	OT
Terry Warren	OLB
<b>SECOND TEAM</b>	
Odell Haggins	NG
Herb Gainer	SE
Jason Kuipers	OG

## 1986 All-South Independent

<b>FIRST TEAM</b>	
Louis Berry	P
Gerald Nichols	DT
Pat Carter	TE
Paul McGowan	ILB
Deion Sanders	CB
Pat Tomberlin	OT
<b>SECOND TEAM</b>	
Herb Gainer	WR
Fred Jones	ILB
Derek Schmidt	KS

## 1985 All-South Independent

<b>FIRST TEAM</b>	
Louis Berry	P
Jamie Dukes	OG
John Ionata	OT
Hassan Jones	WR
Derek Schmidt	KS
Paul McGowan	ILB
Isaac Williams	DT
<b>SECOND TEAM</b>	
Pai Tomberlin	OG
Victor Floyd	TB
Martin Mayhew	CB
Gerald Nichols	DT

## 1984 All-South Independent

<b>FIRST TEAM</b>	
Greg Allen	RB
Louis Berry	P
Jamie Dukes	OG
Jessie Hester	WR
Derek Schmidt	KS
Henry Taylor	ILB

<b>SECOND TEAM</b>	
John Ionata	OT
Isaac Williams	DT

## 1983 All-South Independent

<b>FIRST TEAM</b>	
Greg Allen	RB
Alphonso Carreker	DT
Tom McCormick	C
<b>SECOND TEAM</b>	
Jamie Dukes	OG
John Ionata	OT
Ken Roe	LB
Weegie Thompson	WR

## 1982 All-South Independent

<b>FIRST TEAM</b>	
Greg Allen	RB
Alphonso Carreker	DT
Harvey Clayton	DB
Tom McCormick	C
Tommy Young	LB
<b>SECOND TEAM</b>	
Larry Harris	DB
Jessie Hester	WR
Kelly Lowrey	QB
Ricky Render	OL
Ken Roe	LB
Ricky Williams	RB

## 1981 All-South Independent

<b>FIRST TEAM</b>	
Jarvis Coursey	DE
Tom McCormick	C
Rohn Stark	P
Barry Voltapetti	OT
<b>SECOND TEAM</b>	
Sam Childers	TE
Garry Futch	DT
James Harris	DB
Mike Whiting	RB
Greg Allen	RB

## 1980 All-South Independent

<b>FIRST TEAM</b>	
Monk Bonasorte	DB
Bobby Butler	DB
Bill Capece	PK
Greg Futch	OG
Reggie Herring	LB
Ken Lanier	OT
Mark Macek	DT
Rohn Stark	P
<b>SECOND TEAM</b>	
Garry Futch	DT
Paul Piurowski	LB
Sam Platt	RB

## 1979 All-South Independent

<b>FIRST TEAM</b>	
Monk Bonasorte	DB
Bobby Butler	DB
Jackie Flowers	WR
Mike Good	OG
Ken Lanier	OT
Scott Warren	DE
Ron Simmons	MG
<b>SECOND TEAM</b>	
Dave Cappelen	PK
Reggie Herring	LB
Jimmy Jordan	QB
Mark Lyles	RB

## 1978 All-South Independent

<b>FIRST TEAM</b>	
Jackie Flowers	WR
Mike Good	OG
Nate Henderson	OT
Willie Jones	DE
Ron Simmons	MG
<b>SECOND TEAM</b>	
Dave Cappelen	KS
Jimmy Jordan	QB

## 1977 All-South Independent

<b>FIRST TEAM</b>	
Wade Johnson	OG
Willie Jones	DE
Larry Key	RB
Mike Shumann	WR
Nai Terry	DB
<b>SECOND TEAM</b>	
Bill Duley	P
Ron Simmons	MG

## 1976 All-South Independent

<b>FIRST TEAM</b>	
Ed Beckman	TE
Jon Thames	OT

## 1975 All-South Independent

<b>FIRST TEAM</b>	
Jeff Gardner	OG
Bobby Jackson	DB
<b>HONORABLE MENTION</b>	
Leon Bright	RB
Aaron Carter	LB
Willie Jones	DT
Larry Key	RB
Lee Nelson	DB
Mike Shumann	WR
Clyde Walker	QB

## 1974 All-South Independent

<b>FIRST TEAM</b>	
Burt Cooper	LB
Mike Shumann	WR
<b>Second Team</b>	
Joe Downey	P
Greg Johnson	DL
Larry Key	RB
<b>HONORABLE MENTION</b>	
Leon Bright	RB
Jeff Gardner	OG
Joe Goldsmith	TE

## 1973 All-South Independent

<b>HONORABLE MENTION</b>	
Don Sparkman	OT

## 1972 All-South Independent

<b>FIRST TEAM</b>	
Phil Arnold	OG
Gary Huff	QB
Hodges Mitchell	RB
Gary Parris	TE
Barry Smith	WR
Larry Strickland	LB
<b>HONORABLE MENTION</b>	
James Thomas	DB

## 1971 All-South Independent

<b>FIRST TEAM</b>	
Rhett Dawson	WR
Frank Fontes	KS
Gary Huff	QB
Larry Strickland	LB
Joe Strickler	DT
James Thomas	DB
<b>HONORABLE MENTION</b>	
Charles Hunt	DL
Bill Shaw	DL
Dan Whitehurst	DL

## 1970 All-South Independent

<b>FIRST TEAM</b>	
Rhett Dawson	WR
Allen Dees	C
Robert McEachern	DL
James Thomas	DB
Tommy Warren	QB
<b>HONORABLE MENTION</b>	
Tom Bailey	RB
Duane Carrell	P
Frank Fontes	KS
Bill Lohse	LB
Eddie McMillian	DB

## 1969 All-South Independent

<b>FIRST TEAM</b>	
Tom Bailey	RB
Bill Cappleman	QB
Bill Lohse	LB
Robert McEachern	DL
Tim Tyson	TE
Ron Wallace	DE

## 1968 All-South Independent

<b>FIRST TEAM</b>	
Bill Cappleman	QB
John Crowe	DB
Jack Fenwick	OT
Dale McCullers	LB
Ron Sellers	FL

# ACC ALL-ACADEMIC TEAM SELECTIONS



2022 Brian Courtney (TE)



2022 Preston Daniel (TE)



2022 Ja'Khi Douglas (WR)



2022 D'Mitri Emmanuel (OL)



2022 Joshua Farmer (DL)



2022 Kevin Knowles II (DB)



2022 James Rosenberry Jr. (LS)



2022 Azareye'h Thomas (DB)



2021-22 Ryan Fitzgerald (K)



2021-22 Dillan Gibbons (OG)



2020-21 Robert Scott, Jr. (OT)



2021 Devontay Love-Taylor (OG)



2020 Jashaun Corbin (RB)



2020 Janarius Robinson (DE)



2019 Ryan Roberts (OT)



2018 Jaiden Lars-Woodbey (DB)



2018 Tre' McKitty (TE)



2017 Mavin Saunders (TE)



2017 Logan Tyler (P)



2016 Landon Dickerson (OG)



2014-15 Ryan Hoefeld (C)



2014 Travis Rudolph (WR)



2013 Jameis Winston (QB)



2013 Nate Andrews (S)



2009-12 Dustin Hopkins (K)



2011 Rashad Greene (WR)



2010-11 Zebbie Sanders (T)



2009-10 EJ Manuel (QB)




2008-10 Christian Ponder (QB)



2008 Andrew Datko (OG)



2008 Kendrick Stewart (DT)



2007 Derek Nicholson (LB)



2006-08 Myron Rolle (RV)



2006 Graham Gano (K/P)



2005-06 Antone Smith (RB)



2005-06 Drew Weatherford (QB)



2003-05 David Castillo (C)



2004 Chris Hall (P)



2004 Wyatt Sexton (QB)



2004 Kamerion Wimbley (DE)



2003 Allen Augustin (LB)



2002-03 Michael Boulware (LB)



2003 Greg Jones (RB)



2003 Bryant McFadden (CB)



2003 Matt Meinrod (OG)



2002 Kevin Emanuel (DE)



2002 Robert Morgan (WR)



2002 Brett Williams (OT)



2001 Marcello Church (LB)



1998-2001 Chris Hope (FS)



2000 Justin Amman (OG)



2000 Jarad Moon (C)



1998-2000 Chris Weinke (QB)



1999 Ryan Sprague (TE)



1998 Keith Cottrell (P)



1998 Jason Whitaker (OL)



1997 E.G. Green (WR)



1996-97 Kevin Long (C)



1997 Andre Wadsworth (DE)



1997 Jerry Johnson (DT)



1994-97 Daryl Bush (LB)



1997 Dexter Jackson (FS)



1996 Warrick Dunn (RB)



1995 Lewis Tyre (OL)



1995 Todd Rebol (LB)



1992-94 Derrick Brooks (LB)



1994 Steve Gilmer (DB)



1993 Clifton Abraham (CB)



1993 Ken Alexander (ILB)



1993 Richard Coes (FS)



1992-93 Charlie Ward (QB)



1992 Robbie Baker (C)



1992 Reggie Freeman (OLB)

MEDIA

PREVIEW

TEAM

COACHES

REVIEW

HONORS

PROS

RECORDS

FSU

# ALL-TIME LETTERMEN

MEDIA

PREVIEW

TEAM

COACHES

REVIEW

HONORS

PROS

RECORDS

FSU

## A

Abbott, Bryce, 1989, 90, 91  
 Abdullah, Khalid, 1995, 96, 97  
 Abraham, Clifton, 1991, 92, 93, 94  
 Abraira, Phillip, 1967, 68, 69  
 Abram, Chad, 2010, 11, 12, 13  
 Adams, Danny, 2013  
 Adams, Hugh, 1948, 49  
 Adams, Kevin, 1991  
 Adams, Lee, 1978, 80  
 Adkison, Tanner, 2019  
 Aguayo, Ricky, 2016, 17, 18, 19  
 Aguayo, Roberto, 2013, 14, 15  
 Aime, Walvenski, 2016, 17, 18  
 Akanbi, Jonathan, 2013  
 Akers, Cam, 2017, 18, 19  
 Alexander, A.J., 2008, 09  
 Alexander, Derrick, 1992, 93, 94  
 Alexander, Ken, 1990, 91, 92, 93  
 Alexander, Mister, 2009, 10  
 Allen, Billy, 1981, 82, 83, 84  
 Allen, Brian, 1997, 98, 99, 00  
 Allen, Clyde, 1990, 91, 92, 93  
 Allen, Dionte, 2009  
 Allen, Glenn, 1949  
 Allen, Greg, 1981, 82, 83, 84  
 Allen, Mike, 1972, 73, 74  
 Allen, Steve, 1990, 91  
 Aloise, Paul, 2013  
 Alvarez, David, 1990  
 Amman, Justin, 1997, 98, 99, 00  
 Amman, Richard, 1969, 70, 71  
 Anderson, Bob, 1972, 73  
 Anderson, Bobby, 1971, 72, 73  
 Anderson, Kasey, 2003  
 Andrews, Dennis, 1994, 95  
 Andrews, Nate, 2013, 14, 15, 17  
 Andrews, Paul, 1959, 60, 61  
 Andrews, Richie, 1987, 88, 89, 90  
 Anthony, Terry, 1986, 87, 88, 89  
 Are, Kareem, 2015, 16  
 Armella, Enzo, 1992, 93, 94  
 Arnold, Jim, 1950, 51, 56, 57  
 Arnold, Mike, 2018, 19  
 Arnold, Phil, 1971, 72, 73  
 Aronson, Zach, 2008, 09  
 Ashley, Tracy, 1981, 82, 83  
 Ashmore, Robert, 1969, 70, 71  
 Askin, Ahmet, 1972, 73, 74  
 Atkins, Dumaka, 2005, 06  
 Augustin, Allen, 2000, 01, 02, 03  
 Avezzano, Joe, 1963, 64, 65

## B

Baggett, Leo, 1954, 55, 56, 58  
 Baggs, Josh, 2001  
 Bagnell, Clare (Bud), 1956, 57, 58  
 Bailey, Tom, 1968, 69, 70  
 Bailey, Winfred, 1962, 63, 64  
 Baker, Robbie, 1989, 90, 91, 92  
 Baker, Sam, 1950  
 Baker, Shannon, 1989, 90, 91, 92  
 Ball, Josh, 2017  
 Ball, Marcus, 2006, 07  
 Bamber, John, 1985  
 Banakas, Chris, 1947, 48, 49  
 Barber, Bob, 1953, 54, 55  
 Barco, Barry, 1983, 84, 85  
 Barnes, Mike, 1976, 77  
 Barnes, Trent, 1980  
 Barnes, Troy, 1954, 55, 56, 57  
 Barnes, Wendell, 1947  
 Barré, Mike, 1990, 92  
 Barron, Alex, 2002, 03, 04  
 Barron, Austin, 2011, 12, 13, 14  
 Barulich, Michael, 2019  
 Barwick, Parrish, 1982, 84, 85, 86  
 Basham, Andrew, 2018  
 Bass, Theron, 1968, 69, 70  
 Bassett, David, 1988, 89, 90  
 Bates, Bob, 1953  
 Bates, Chad, 1993, 94, 95, 96  
 Battaglia, Carmen, 1955, 56, 57  
 Battles, Harold, 1994, 95, 96  
 Beatty, Cason, 2012, 13, 14, 15  
 Becker III, Carlos, 2016, 17, 19, 20  
 Beckman, Ed, 1973, 74, 75, 76  
 Beitia, Xavier, 2001, 02, 03, 04  
 Bell, Atreus, 1998, 99, 00, 01  
 Bell, Bruce, 1973  
 Bell, John, 1958  
 Bell, Wilson, 2015, 16  
 Bellamy, Evan, 2007

Bello, Abdul, 2017, 18, 19  
 Benford, Tony, 1999, 00, 01, 02  
 Bengston, Brian, 1970  
 Benjamin, Kelvin, 2012, 13  
 Benner, Wayne, 1950, 51  
 Bennett, Edgar, 1987, 89, 90, 91  
 Benson, Joe, 1966, 67, 68  
**Benson, Trey, 2022**  
 Bentley, Scott, 1993, 94, 95, 96  
 Berniard, Geoff, 2005, 06  
 Berry, Louis, 1983, 84, 85, 86  
**Bethune, Tatum, 2022**  
 Beville, Steve, 1969  
 Bibent, Maury, 1963, 64, 65  
 Bickford, Roy, 1959, 60, 61  
 Bigbie, Abner, 1957, 59, 60  
 Biletnikoff, Fred, 1962, 63, 64  
 Bisbee, Hamilton, 1954, 55, 56, 57  
 Bishop, William, 1947  
 Black, Jimmy, 1973, 74, 76  
 Blackman, James, 2017, 19  
 Blake, Caleb, 2021  
 Blake, Colin, 2013  
 Blankenship, Buddy, 1965  
 Blatt, Mike, 1965, 66, 67  
 Blazovich, Mike, 1960, 61, 62  
 Bloodworth, Steve, 1983  
 Boatman, Shannon, 2006, 07  
 Bolden, Isalah, 2019  
 Boldin, Anquan, 1999, 00, 02  
 Boldin, Ronald, 1999, 00, 01  
 Bonasorte, Monk, 1977, 78, 79, 80  
 Booker, Lorenzo, 2003, 04, 05, 06  
 Booth, Charles Jr., 1951, 52, 53  
 Boris, Frederick, 1947  
 Boselli, Andrew, 2019  
 Boston, Alex, 2004, 05, 06, 07  
 Boulware, Michael, 2000, 01, 02, 03  
 Boulware, Peter, 1994, 95, 96  
 Bowden, Jeff, 1981, 82  
 Boyer, George, 1952, 53, 56, 57  
 Bradham, Nigel, 2008, 09, 10, 11  
 Bradley, Preston, 1950, 51  
 Bradwell, Chris, 2004  
 Braggins, David, 1965, 66  
 Brannon, Ross, 1997, 98, 99  
 Brannon, Tom, 1979, 80, 81  
 Bratton, Steve, 1971, 72, 73  
 Bredwood, Anthony, 2001, 03  
 Brett, Jeremy, 1996, 97, 98, 99  
 Brewton, Calvin, 2015, 16, 17  
**Briggs Jr., Dennis, 2019, 20, 22**  
 Bright, Justin, 2010, 11, 12  
 Bright, Leon, 1974, 75, 76  
 Bringger, Harry, 1949, 50, 51, 52  
 Brinkley, Larry, 1961, 62, 63  
 Broe, Eric, 2002, 03  
 Bronson, Marion, 1960  
 Brookins, Corey, 2006  
 Brooks, Corey, 1995  
 Brooks, DeCalon, 2018, 19, 21  
 Brooks, Derrick, 1991, 92, 93, 94  
 Brooks, Terrence, 2010, 11, 12, 13  
 Brown, Bill, 1956, 57, 58, 59  
 Brown, Charlie, 1951, 52  
 Brown, Everette, 2006, 07, 08  
 Brown, Gideon, 1995  
 Brown, Herman, 1958  
 Brown, John, 1986, 87, 89  
 Brown, Josh, 2016, 17, 18, 19  
 Brown, Lavon, 1989, 90, 91, 92  
 Brown, Mack, 1972, 73  
 Brown, Milford, 2001  
 Brown, Rufus, 2000, 01, 02, 03  
**Brown, Shyheim, 2022**  
 Brown, Tommy, 1950, 51, 52  
 Browning, Bob, 1947, 48  
 Brownlee, Jarvis, 2021  
 Brownlee, Roger, 1980, 81  
 Broxlie, Shayne, 2012, 13  
 Bruner, Jerry, 1961, 62, 63  
 Brutus, Lamarcus, 2012, 13, 14, 15  
 Bryant, Buddy, 1947, 50, 52, 53  
 Bryant, J.R., 2004, 05, 06, 07  
 Bryant, Keith, 2015  
 Bryant, Phillip, 1985  
 Bryant, Tony, 1997, 98  
 Buchanan, Yohance, 2000, 02  
 Buckley, Terrell, 1989, 90, 91  
 Bugar, Mike, 1965, 67, 68  
 Bunkley, Brodrick, 2002, 03, 04, 05  
 Burkhardt, Bill, 1966  
 Burnett, Ken, 1980, 81, 82  
 Burnett, Kory, 2013

Burnham, Ken, 2018  
 Burnham, Will, 2013  
 Burns, Brian, 2016, 17, 18  
**Burrell, Joshua, 2022**  
 Burston, Darrell, 2003, 05, 06  
 Burt, Bobby, 1968  
 Burton, Clint, 1966, 67, 68  
 Busby, Thad, 1994, 95, 96, 97  
 Bush, Daryl, 1994, 95, 96, 97  
 Bush, Devin, 1992, 93  
 Butler, Bobby, 1977, 78, 79, 80  
 Butler, Leroy, 1987, 88, 89  
 Butts, Marion, 1987, 88

## C

Cahoon, Phil, 1973, 74  
 Calhoun, Charles, 1961, 62, 63  
 Campbell, Allen Dale, 1981, 82  
 Campbell, Bill, 1965, 66  
**Campbell, C.J., 2022**  
 Campbell, Curt, 1950, 51, 52  
 Campbell, Danny, 1992, 93, 94, 95  
 Campbell, George, 2015, 18  
 Camps, Joe, 1974, 75, 76  
**Canfield, Chad, 2003**  
 Capece, Bill, 1978, 79, 80  
 Capers, Byron, 1993, 94, 95, 96  
 Cappelen, Dave, 1976, 77, 78, 79  
 Cappleman, Bill, 1968, 69  
 Carballo, Manny, 1982  
 Carmichael, Jerry, 1997, 98, 99  
 Carnes, George, 1952  
 Carnes, Robert T., 1957  
 Carollo, Phil, 1986, 87, 88  
 Carr, Greg, 2005, 06, 07, 08  
 Carr, Nigel, 2008, 09  
 Carradine, Cornelius, 2011, 12  
 Carreker, Alphonso, 1980, 81, 82, 83  
 Carrell, Duane, 1969, 70, 71  
 Carruthers, Kirk, 1988, 89, 90, 91  
 Carter, Aaron, 1974, 75, 76, 77  
 Carter, Dexter, 1986, 87, 88, 89  
 Carter, Donnie, 2002, 03, 05  
 Carter, Jerome, 2001, 02, 03, 04  
 Carter, Keith, 1986, 87, 88, 89  
 Carter, Pat, 1984, 85, 86, 87  
 Carter, Ruben, 2012, 13  
 Carter, Tony, 2002, 03, 07, 08  
 Carter, Walter, 1976, 77, 78, 79  
 Carter, Wes, 1947  
 Casher, Chris, 2013, 14, 15  
 Cason, Rian, 1999, 00  
 Cassidy, Joe Ben, 1952  
 Castillo, David, 2002, 03, 04, 05  
 Causey, Jim, 1962, 63  
 Caven, Jay, 1976  
 Chambers, Travis, 1995, 96  
 Chaney, James, 1988, 89, 90, 91  
 Chaney, Jeff, 1997, 98, 99, 00  
 Charles, Eli, 2006, 07  
 Charles, Josh, 2001  
 Charles, Robin, 2002  
 Charlton, Kamari, 1995, 96  
 Chaudron, Ralph, 1947, 48, 49  
 Chavers, Lenny, 1981, 83, 84, 85  
 Cherry, Gator, 1976, 77  
 Cheshire, Bill, 1967, 68  
 Childers, Sam, 1978, 79, 80, 81  
 Christmas, Demarcus, 2015, 16, 17, 18  
 Church, Marcello, 2001, 03, 04, 05  
 Cicalese, Pat, 1984  
 Cimorelli, Brett, 2000  
 Cismesia, Gary, 2004, 05, 06, 07  
 Clark, Deondri, 1989, 90, 91, 92  
 Clark, Ed, 1985  
 Clark, Ed, 1989, 90, 92  
 Clark, Lucas, 2015  
 Claude, Jacky, 2004, 05, 06, 07  
 Clayton, Harvey, 1980, 81, 82  
 Clower, Johnny, 1989, 90, 91  
 Cody, Tay, 1997, 98, 99, 00  
 Coes, Richard, 1990, 91, 92, 93  
 Coffield, Randy, 1973, 74, 75  
 Coggin, Redus, 1980, 81, 82  
 Coker, Jacob, 2012, 13  
 Coker, Kirk, 1984, 85  
 Coleman, James, 2003, 04, 05  
 Coleman, Jerry, 1981, 82  
 Coleman, Jug, 1948  
 Coles, Laveranus, 1996, 97, 98  
 Colley, Chad, 2010, 11  
 Collier, Cornelius, 2000  
 Collier, Danny, 1980

Colzie, James, 1993, 94, 95, 96  
 Commack, Avis, 2010, 11  
 Compton, Sean, 2006  
 Cone, Ken, 1959, 60  
 Conley, Parker, 2013  
 Conoly, Forrest, 1992, 93, 94, 95  
 Conrad, Bobby, 1958  
 Conrad, Harold, 1947  
 Conway, Pat, 1964, 65, 66  
 Cook, Dalvin, 2014, 15, 16  
 Cooper, Andre, 1993, 94, 95, 96  
 Cooper, Burt, 1972, 73, 74  
 Cooper, Omarion, 2021, 22  
 Cooper, Robert, 2018, 19, 21, 22  
 Coppess, Ron, 1974  
 Corbin, Jashaun, 2021  
 Corcoran, Dan, 1976  
 Corlew, Tim, 1988  
 Corral, Kent, 1971  
 Corso, Lee, 1953, 54, 55, 56  
 Cosentino, J.J., 2015, 16, 17  
 Costello, Jim, 1947  
 Cottrell, Keith, 1997, 98, 99  
**Courtney, Brian, 2022**  
 Coursey, Jarvis, 1978, 79, 80, 81  
 Cowart, Chris, 1991, 92, 93  
 Driver, Sam, 1993, 94, 95, 97  
 Cox, Billy, 1966, 67, 68  
 Cox, Gene, 1955  
 Craig, John, 1954, 55, 56, 58  
 Crawford, Vernon, 1995, 96  
 Crenshaw, Bob, 1952, 53, 54, 55  
 Crews, Tasean, 2013  
 Crockett, Henri, 1993, 94, 95, 96  
 Crockett, Zack, 1992, 94  
 Cromartie, Antonio, 2003, 04  
 Crona, Joe, 1947  
 Crowe, Andy, 1992, 93, 94, 95  
 Crowe, John, 1966, 67, 68  
 Cullom, Bill, 1954  
 Culmer, Array, 2018  
 Curchin, Jeff, 1968, 69  
 Cushnie, Marcus, 2021

## D

D'alessandro, George, 1963, 64, 65  
 D'amico, James, 1994, 95  
 Daly, Bill, 1961, 62, 63  
 Dane, Doug, 1973, 74, 75, 77  
 Daniel, Jim, 1959, 60, 61  
**Daniel, Preston, 2021, 22**  
 Daniels, Dan, 1971  
 Daniels, DJ, 2022  
 Darby, Ronald, 2012, 13, 14  
 Darling, Devard, 2000  
 Darling, Devaughn, 2000  
 Darsey, Bruce, 1960, 61, 62  
 Datto, Andrew, 2008, 09, 10, 11  
 Davis, Bo, 1958  
 Davis, Bob, 1983  
 Davis, Brandon, 2008, 09  
 Davis, Brian, 1985, 86, 88  
 Davis, Buster, 2003, 04, 05, 06  
 Davis, Chauncey, 2003, 04  
 Davis, Chris, 2003, 04, 05, 06  
 Davis, Darish, 1981, 82  
 Davis, Ed, 1971, 72, 73  
 Davis, George, 1969  
 Davis, Jerome, 1976  
 Davis, John, 1989, 90, 91, 92  
 Davis, Lemuel, 1947  
 Davis, Myles, 2013  
 Davis, Pat, 2006, 08  
 Davis, Terry, 1993  
 Davison, Mike, 1972, 73, 74  
 Dawkins, Bill, 1948, 49, 50, 51  
 Dawkins, Everett, 2009, 10, 11, 12  
 Dawsey, Lawrence, 1987, 88, 89, 90  
 Dawson, Bill, 1962, 63, 64  
 Dawson, Rhett, 1969, 70, 71  
 Dean, B.J., 2002, 03, 04, 05  
 Decosmo, James, 1947  
 Dees, Allen, 1970, 71, 72  
 DeFrancesco, Frank, 1959, 61  
 Dell, Cliff, 1995  
 Dellenbach, Dax, 2010, 11, 12  
**DeLoach, Kalen, 2019, 21, 22**  
 Dely, Aaron, 1992, 93, 94, 95  
 Demaria, John Jr., 1970, 71, 72  
 Demps, Gerald, 2010, 12, 13  
 Dennis, Wendell, 1950  
 Denson, Dwayne, 1984  
 Dent, Adarius, 2018, 19

**Dent, Akeem, 2019, 21, 22**  
 Dent, Greg, 2010, 11, 12  
 Deremer, Jeff, 1990, 91  
 Dickerson, London, 2016  
 Clifton, Clifton, 2003, 04  
 Dienger, Aaron, 1995  
 Dillberry, Jason, 1990  
 Diltsaver, Ed, 1947  
 Dimare, Scott, 1986, 88  
 Dinkins, Howard, 1988, 89, 90, 91  
 Dix, Stephen Jr., 2021  
 Dixon, Reggie, 1989, 90, 91  
 Dobbie, Josh, 2008  
 Dobosz, Stan, 1952, 53, 56, 57  
 Dockett, Darnell, 2000, 01, 02, 03  
 Dodge, Dedrick, 1986, 87, 88, 89  
 Donaldson, Carver, 1997, 99, 00, 01  
 Donaldson, John, 1992, 93  
 Donatelli, Donald, 1959, 60, 61  
 Dorsey, Char-Ron, 1997, 98, 99, 00  
 Dotson, Meiko, 2021  
**Douglas, Ja'Khi, 2021, 22**  
**Douglas, Markeston, 2022**  
 Doumar, Phillip, 2012, 13  
 Dowell, J. D., 1983, 84  
 Downey, Joe, 1972, 73, 74  
 Driver, Bill, 1950, 51, 52  
 Duckworth, Bob, 1949  
 Dugans, Ron, 1995, 96, 98, 99  
 Duhart, Otis, 1997, 98, 00  
 Dukes, Jamie, 1982, 83, 84, 85  
 Duley, Bill, 1975, 76, 77  
 Dunbar, Emanuel, 2007  
 Dunham, Matt, 2006, 09, 10  
 Dunn, Warrick, 1993, 94, 95, 96  
 Durden, Cory, 2018, 19, 20  
 Durden, Reggie, 1998, 99

## E

Eaford, John, 1984, 86  
 Eagerton, Terry, 1967, 68  
 Eason, Chuck, 1966, 67, 68  
 Easterling, Taiwan, 2008, 09, 10  
 Eberle, Alec, 2015, 16, 17, 18  
 Edwards, Jack, 1962, 63, 64  
 Edwards, Jr., Mario, 2012, 13, 14  
 Edwards, Mario, 1995, 96, 98, 99  
 Ehler, Howard, 1963, 64, 65  
 Ekonomou, Nick, 1988, 89  
 El Shahawy, Magdi, 1987, 88  
 Elam, Bobby, 1972, 73  
 Elder, Robert, 2021  
 Eliog, Ukeme, 2013  
 Elliot, Chuck, 1966, 67, 68  
 Elliot, Javien, 2015  
 Elliot, Robert, 1955, 56  
 Ellison, Omar, 1992, 93, 94  
 Emanuel, Kevin, 2000, 01, 02, 03  
**Emanuel, D'Mitri, 2022**  
 Erving, Cameron, 2011, 12, 13, 14  
 Espenshig, Jack, 1958, 59  
**Estes, Bryson, 2022**  
 Eubanks, Norman, 1948, 49, 50  
 Everett, Jimmy, 1972, 73, 74, 75

## F

Fagan, Cyrus, 2017, 18, 19  
 Fagg, De' Cody, 2005, 06, 07  
 Fahrnkruug, Jacob, 2011, 13  
 Faircloth, Garrett, 2010, 11  
 Falvo, Tony, 1974, 75  
**Farmer, Joshua, 2022**  
 Feamster, Tom, 1954, 55  
 Feaster, Dee, 1995, 96, 97, 98  
 Featherston, Lorenzo, 2014, 15  
 Feely, Eddie, 1960, 61, 62  
 Fegers, Bob, 1947  
 Felder, Kenny, 1990, 91  
 Fenner, Lane, 1966, 67  
 Fenwick, Jack, 1967, 68  
 Ferguson, Charles, 1978  
 Ferguson, Chip, 1985, 86, 87, 88  
 Ferguson, Matt, 1990  
 Ferrell, Marvin, 1990, 92, 93  
 Fick, Happy, 1960  
 Flichcock, John, 1948  
 Fiore, Dano, 1971  
**Fitzgerald, Ryan, 2021, 22**  
 Fivash, Bobby, 1951, 52, 53  
 Flasher, Tim, 1984  
 Flath, John, 1990, 91, 92  
 Fleming, Larry, 1993, 94

# ALL-TIME LETTERMEN

MEDIA

PREVIEW

TEAM

COACHES

REVIEW

HONORS

PROS

RECORDS

FSU

Fleming, Pete, 1958  
 Flowers, Jackie, 1976, 77, 78, 79  
 Floyd, Don, 1962, 63, 64  
 Floyd, Jason, 1995, 97, 98  
 Floyd, Victor, 1985, 86, 87, 88  
 Floyd, William, 1991, 92, 93  
 Fluellen, Andre, 2004, 05, 06, 07  
 Fojtik, Brad, 1982, 83  
 Folsom, Gary, 1950  
 Fontes, Frank, 1970, 71  
 Footman, Dan, 1991, 92  
 Forbes, Jesse, 1977  
 Ford, Davy, 1997, 99, 00  
 Ford, Marcus, 2006  
 Ford, Trevor, 2005  
 Fordham, Todd, 1993, 94, 95, 96  
 Forehand, Jack, 1961  
 Fortson, Jarmon, 2008, 09  
 Fountain, Bob, 1956, 57, 58  
 Fowler, Leon, 1989, 90, 91, 92  
 Fox, Ed, 1948  
 Foy, Walter, 1948, 49  
 Frady, John, 2004, 05, 06, 07  
 Francois, Deondre, 2016, 18  
 Franklin, Jeremy, 2006  
 Franklin, Nick, 1998, 99, 00  
 Freeman, Corian, 1987, 88, 89, 90  
 Freeman, Devonta, 2011, 12, 13  
 Freeman, Reggie, 1989, 90, 91, 92  
 Frey, Greg, 1993, 94, 95  
 Frier, Matt, 1990, 91, 92, 93  
 Frier, Todd, 1996, 97, 98, 99  
 Frith, Ethan, 2016, 17  
 Fucarino, Dan, 1975  
 Fuller, Corey, 1990, 91, 92, 94  
 Fuller, Quashon, 2021  
 Furlong, Will, 2008  
 Futch, Garry, 1979, 80, 81  
 Futch, Greg, 1977, 78, 79, 80

## G

Gabbard, Stephen, 2014, 15, 16, 17  
 Gabbard, Steve, 1985, 86, 87, 88  
 Gainer, Amari, 2019, 21, 22  
 Gainer, Herb, 1984, 85, 86, 87  
 Gallon, Rodney, 2005, 06, 07  
 Galloway, Ed, 1992  
 Ganguzza, A.J., 2009  
 Gano, Graham, 2005, 06, 07, 08  
 Gant, Brendan, 2019, 21, 22  
 Garcia, Joseph, 2019  
 Gard, Daniel, 2009  
 Gardner, Jeff, 1973, 74, 75  
 Gardner, Talman, 1999, 00, 01, 02  
 Garvin, Michael Ray, 2005, 06, 07, 08  
 Garvin, Terry, 1964, 65  
 Gavin, Keith, 2016, 17, 18, 19  
 Gavin, Stan, 1982  
 Gaydos, Kent, 1969, 70, 71  
 Gehres, Josh, 2010, 12  
 Giardino, Wayne, 1964, 65, 66  
 Gibbons, Dillan, 2021, 22  
 Gibbs, Eric, 1990, 91, 92  
 Gibbs, Shane, 1970, 71, 72  
 Gibson, Derrick, 1997, 98, 99, 00  
 Gibson, Vince, 1954, 55  
 Gilbert, Leonard, 1947  
 Gilbert, James, 1978, 79, 80, 81  
 Gildea, Steve, 1968, 69, 70  
 Gilman, Brent, 1968, 69  
 Gilmer, Steve, 1991, 92, 94  
 Givens, Louis, 2008, 09  
 Gladden, Don, 1950  
 Glass, Chip, 1966, 67, 68  
 Glass, Mike, 1970, 71, 72  
 Glauser, Daniel, 2012  
 Glenn, Billy, 1992, 93, 94  
 Glenn, Lamarr, 1995, 96, 97, 98  
 Glennon, Grant, 2018, 19, 20  
 Glisson, Guy, 1969, 70, 71  
 Glosson, Doug, 1973  
 Goggans, Chase, 2006  
 Goldman, Eddie, 2012, 13, 14  
 Goldsmith, Joe, 1972, 73, 74  
 Golightly, Randy, 2000  
 Golsen, Everett, 2015  
 Good, Mike, 1976, 77, 78, 79  
 Goodman, Richard, 2005, 06, 07, 09  
 Goss, Jalen, 2019, 21  
 Graganella, Jim, 1983  
 Graham, Billy, 1953, 54  
 Graham, Charlie, 2006, 07  
 Graham, Jerry, 1956, 57, 58

Grant, Anthony, 2018  
 Grant, Donald, 1947, 48  
 Grant, Hank, 1995, 96  
 Grant, Kevin, 1986, 87, 89  
 Gray, Darryl, 1982, 84, 85  
 Gray, Eddie, 1950  
 Gray, Hector, 1978, 79  
 Gray, Mike, 1968  
 Green, Christian, 2011, 12, 13, 14  
 Green, Dennis, 1996  
 Green, E.G., 1994, 95, 96, 97  
 Green, Forrest, 1996  
 Green, Jermaine, 1993, 95  
 Green, Lamont, 1995, 96, 97, 98  
 Green, Larry, 1964, 66, 67  
 Green, Marlin, 1995  
**Green, Renardo, 2019, 21, 22**  
 Green, Ryan, 2013, 14, 16, 17  
 Green-McKnight, Jadarious, 2020  
 Greene, Danny, 1973  
 Greene, Rashad, 2011, 12, 13, 14  
 Greenlee, Antwane, 2008  
 Grenn, Bob, 1953, 54  
 Grenn, Carl, 1953, 54  
 Gridley, Buddy, 1969, 70, 71  
 Griffin, Chris, 1973, 74, 75  
 Griffin, Paul, 2007, 08  
 Griffith, Josh, 2020  
 Griffith, Kevin, 1983  
 Griffith, Christian, 2015  
 Griggley, Terry, 1984  
 Crimes, Fred, 1959, 60, 61  
 Griner, John, 1952, 53, 54, 55  
 Grossman, Rin, 1949  
 Grothaus, Parker, 2019, 21  
 Guerrier, Dulack, 1992, 93, 94  
 Guion, Letroy, 2005, 06, 07  
 Gunter, Bill, 1967, 68  
 Gunter, Cliff, 1961, 62, 64  
 Gurr, Doug, 1966, 67, 68  
 Guthrie, Grant, 1967, 68, 69  
 Gwaltney, Chance, 2000, 01, 02

## H

Hadley, John, 1985, 86, 87, 88  
 Haggins, Jarred, 2010, 11, 12, 14  
 Haggins, Odell, 1986, 87, 88, 89  
 Hall, Chris, 1989, 92  
 Hall, Chris, 2003, 04, 05  
 Hall, Kyler, 2001, 02, 03, 05  
 Hall, Phillip, 1982, 83  
 Hall, Randy, 1968, 69  
 Hallback, Robert, 2004, 05, 06  
 Hamilton, Michael, 1999  
 Hamlet, Sean, 1993, 94, 95, 96  
 Hammond, Kim, 1966, 67  
 Hammond, Robert, 1994, 95, 96  
 Hanks, David, 1977  
 Hanna, Warren, 1981, 82  
 Hanson, Irwin, 1949  
 Haplea, Kevin, 2012, 14  
 Hardage, Nate, 2003  
 Hardrick, Matt, 2006  
 Hardy, Jack, 1958, 59, 60  
 Harley, Jajuan, 2009  
 Harlee, John, 1961, 62  
 Harlow, Brian, 1982  
 Harmeling, John, 1973, 76  
 Harp, Herbert, 1982, 83  
 Harp, Thomas, 1986, 87  
 Harrell, Damian, 1995, 97  
 Harrington, Patrick, 2005  
 Harris, Felix, 1990, 91, 92  
 Harris, James, 1979, 80, 81  
 Harris, Larry, 1980, 81, 82  
 Harris, Maurice, 2009  
 Harris, Mike, 2010, 11  
 Harris, Wes, 1986  
 Harrison, Bruce, 1974, 75, 77  
 Harrison, Ja'Vonn, 2014, 15  
 Harrison, Tre'Shaun, 2018, 19  
 Hart, Bobby, 2011, 12, 13, 14  
 Hart, Ken, 1966, 67, 68  
 Hart, Warren, 1990, 91  
 Haulstead, Willie, 2009, 10, 12  
 Hayes, Eric, 1986, 87, 88, 89  
 Hayes, Felton, 1985, 86, 87, 88  
 Hayes, Geno, 2005, 06, 07  
 Haynes, Hayward, 1988, 89, 90  
 Heath, Mike, 1992  
 Heaven, Donald, 1997, 98, 99, 00  
 Hebron, Tim, 1985, 86  
 Heggie, Bruce, 1983, 84, 85, 86

Heggins, Jimmy, 1974, 75, 76, 77  
 Heinz, Matt, 2002  
 Helton, Keyshawn, 2018, 19, 21  
 Henderson, Gerald, 1955, 56, 57  
 Henderson, Mario, 2003, 04, 05, 06  
 Henderson, Nate, 1977, 78  
 Henderson, Pete, 1998, 99  
 Hendley, Jim, 1984, 85, 86  
 Henry, Ferrell, 1961, 62, 63  
 Henry, Gary, 1978, 79, 80, 82  
 Henry, Ira, 2021  
 Henry, Tommy, 1990, 91, 92  
 Henry-Kennon, Andrew, 2003  
 Henshaw, Matt, 2002, 03, 04, 05  
 Henson, Bill, 1970, 71  
 Hermann, Dick, 1962, 63, 64  
 Hernandez, Jesus, 1992, 93, 94, 95  
 Herring, Reggie, 1978, 79, 80  
 Herring, Zane, 2022  
 Hester, Jesse, 1981, 82, 83, 84  
 Hester, Ron, 1980, 81  
 Hetzel, Jared, 2001, 02  
 Hewitt, Ted, 1948, 49, 50  
 Hiatt, Phill, 1968  
 Hicks, Dan, 2010, 11, 13  
 Hillabrand, Tom, 1960, 61, 62  
 Hinson, Ron, 1958, 59  
 Hodlish, Myles, 2004, 05  
 Hoefeld, Ryan, 2014, 15, 16  
 Holland, Melvin, 1994  
 Holland, Montrae, 1999, 00, 01, 02  
 Holm, Desmond, 2013, 14  
 Holloman, Darrin, 1984, 85, 86  
 Holloman, Tanner, 1985, 86  
 Holloway, Sedrick, 2006, 07, 08  
 Holmes, Scott, 1992  
 Holt, Joe, 1953, 54, 55, 56  
 Holton, Steve, 1957  
 Hood, Larry, 1961  
 Hooks, Jim, 1957, 58, 59  
 Hope, Chris, 1998, 99, 00, 01  
 Hopkins, Dustin, 2009, 10, 11, 12  
 Horner, Alonzo, 1992, 93  
 Hornbrook, Alex, 2019  
 Hosack, John, 1965, 66  
 Hoskins, Ro'Derrick, 2014, 15, 16, 17  
 Houllis, Anthony, 2004, 05, 06, 07  
 Houpe, Gene, 1988, 89, 90  
 Houston, Rick, 1980  
 Howard, Abdul, 1997, 99, 00, 01  
 Howard, Charles, 2000, 01, 03, 04  
 Howell, Bobby, 1970  
 Hudson, Jerel, 1999, 00, 01, 02  
 Hudson, Rodney, 2007, 08, 09, 10  
 Huey, Mac, 1950, 51, 52  
 Huff, Gary, 1970, 71, 72  
 Huggelt, Ernie, 1950, 51  
 Hughes, Bill, 1968  
 Hughes, Patrick, 1998, 99, 01, 02  
 Hughey, Harry, 1947  
 Humes, Earl, 1973, 74  
 Humphrey, Deon, 1995, 96, 97, 98  
 Hunt, Charlie, 1970, 71, 72  
 Hunter, Ivory Joe, 1976, 77, 79  
 Hunter, Tyler, 2011, 12, 14, 15  
 Hurst, John, 1966

## I

Ingram, Clay, 1996, 97, 98, 99  
 Ingram, Kenny, 2007, 08  
 Ionata, Joe, 1986, 87, 88  
 Ionata, John, 1982, 83, 84, 85  
 Irons, Paul, 2001, 02, 03, 04  
 Italiano, Nelson, 1950, 51, 52  
 Izzo, Ryan, 2015, 16, 17

## J

Jackson, Alonzo, 1999, 00, 01, 02  
 Jackson, Bobby, 1974, 75, 76, 77  
 Jackson, Dexter, 1995, 96, 97, 98  
 Jackson, Dontavious, 2016, 17, 18, 19  
 Jackson, Genmaro, 1999, 00, 01  
 Jackson, Jamar, 2008, 09  
 Jackson, Jared, 2015, 16, 17  
 Jackson, Jarrett, 2021, 22  
 Jackson, Leru, 1983  
 Jackson, Malique, 2014, 15, 16, 17  
 Jackson, Myron, 1995, 96, 97, 98  
 Jackson, O.J., 1999, 00, 01  
 Jackson, Sean, 1990, 91, 92, 93  
 Jackson, Tre', 2011, 12, 13, 14  
 Jacobi, Howard, 1971, 72  
 Jacobs, Charlie, 1954, 56

Jacobs, Greg, 1984  
 Jacobs, Jerry, 1952, 53, 54, 55  
 James, Corey, 1990, 92  
 James, Derwin, 2015, 17  
 Janikowski, Sebastian, 1997, 98, 99  
 Jarrett, James, 1969, 70, 71  
 Jax, Garth, 1982, 83, 84, 85  
 Jay, Travis, 2021  
 Jenije, Ochuko, 2007, 08, 09, 10  
 Jenkins, Brandon, 2009, 10, 11, 12  
 Jennings, Bradley, 1998, 99, 00, 01  
 Jernigan, Timmy, 2011, 12, 13  
 Jeune, Jean, 1998, 99, 00  
 Johnson, Beaveon, 2019, 21  
 Johnson, Brad, 1988, 89, 90, 91  
 Johnson, Charlie, 1949  
 Johnson, Dallas, 1995  
 Johnson, Eddie, 1952, 53, 55, 56  
 Johnson, Greg, 1973, 74, 75  
 Johnson, Hardis, 1979, 80  
 Johnson, Homes, 1979  
 Johnson, Jermaine II, 2021  
 Johnson, Jerry, 1996, 97, 98, 99  
 Johnson, Lonnie, 1990, 91, 92, 93  
 Johnson, Reggie, 1987, 88, 89, 90  
 Johnson, Roderick, 2014, 15, 16  
 Johnson, Tim, 1994, 95  
 Johnson, Tony, 1981, 82, 83  
 Johnson, Travis, 2001, 02, 03, 04  
 Johnson, Wade, 1974, 76, 77  
 Johnson, Wayne, 1967, 68, 69  
 Johnston, Duke, 1967, 68, 69  
 Jones, Aaron, 2005  
 Jones, Bob, 1972, 73, 74  
 Jones, Cedric, 1981, 82, 83, 84  
 Jones, Christian, 2010, 11, 12, 13  
 Jones, Cletis, 1983, 84, 85  
 Jones, Donovan, 1965, 67  
 Jones, Fred, 1983, 84, 85, 86  
 Jones, Fredrick, 2015, 16, 17, 18  
 Jones, Greg, 2000, 01, 02, 03  
 Jones, Hassan, 1982, 83, 84, 85  
 Jones, Isalah, 2013  
 Jones, Jared, 1998, 99  
**Jones, Jarrion, 2021, 22**  
 Jones, Jerry, 1965, 66, 67  
 Jones, Keith, 1978, 79, 80  
 Jones, Keith, 1990  
 Jones, Larry, 1973  
 Jones, Marvin, 1990, 91, 92  
 Jones, Phil, 1973, 74, 75  
 Jones, Ty, 2009, 10, 11  
 Jones, Walter, 1996  
 Jones, Willie, 1975, 76, 77, 78  
 Jones, Willie, 2002, 04, 05  
 Jordan, Jimmy, 1976, 77, 78, 79  
 Joyner, Joe, 1975, 76  
 Joyner, Lamar, 2010, 11, 12, 13

## K

Kaindoh, Joshua, 2017, 18, 20  
 Kaiser, Randy, 1973, 74  
 Kaleikini, Joey, 2001, 02, 03  
 Kalenich, Steve, 1950, 51, 52, 53  
 Kalfas, Chris, 1947, 48  
 Kanell, Danny, 1992, 93, 94, 95  
 Karlowicz, John, 1951  
 Kavanaugh, Bob, 1958  
 Keane, Tommy, 2006  
 Keen, Chris, 1990, 91  
 Keith, Stu, 1956, 58  
 Kelly II, Derrick, 2015, 16, 17, 18  
 Kendall, Dick, 1948  
 Kendra, Dan, 1996, 97, 99  
 Kendrick, Dub, 1948, 49, 50  
 Kernon, Barrett, 2015  
 Kerr, Armani, 2020  
 Kerr, Jeremy, 2014, 15, 16  
 Kerr, Vincent, 2015  
 Kestner, Ken, 1958, 59, 60  
 Key, Larry, 1974, 75, 76, 77  
 Key, Sean, 1995, 96, 98, 99  
 Keyes, Robert, 1976  
 Kicklighter, Charles, 1955  
 Kilby-Lane, Sh'mar, 2015  
 Kimber, Bill, 1957, 58  
 Kincaid, Mike, 1975, 76, 77, 78  
 Kinderman, Keith, 1961, 62  
 King, Grady, 1977, 78, 79  
 King, Phillip, 1990  
 King, Ronnie, 1952, 53, 54  
 Kinnan, Joe, 1966, 67  
 Kinsey, Rocky, 1982, 83, 84

Kissam, Larry, 1965, 66  
 Kissner, Mike, 1974, 75, 76  
 Klesius, Steve, 1959, 60, 61  
 Kloros, Jeff, 1961  
 Knight, Mack, 1990, 91, 93  
**Knowles, Kevin, 2021, 22**  
 Knox, Kevin, 1990, 91, 92, 93  
 Kolbus, Marty, 1966  
 Kornegay, Mikhail, 2004, 05, 06  
 Kourtzidis, Christo, 2012  
 Kratzert, Bill, 1947  
 Kuipers, Jason, 1986, 87, 88

## L

Laborn, Khalan, 2019  
 LaCivita, Bryan, 2013, 15, 16, 17  
 Lamb, Ray, 1958, 59, 60  
 Lampkin, Benjamin, 2006, 07, 08  
 Lanahan, John, 1969, 70, 71  
 Lane, Ermon, 2014, 15, 16, 17  
 Lane, Jerry, 1957  
**Lang, Joe, 2021**  
 Lanier, Ken, 1977, 78, 79, 80  
 Lars-Woodbey, Jaiden, 2018, 20  
 Lasane, Bruce, 1987, 88, 89  
 Laureano, Juan, 1992, 93, 94, 95  
 Lawrence-Stample, Nile, 2012, 13, 14, 15  
 Lawson, Roosevelt, 2005, 06, 07, 08  
 Lazzaro, Greg, 1976, 77  
 Lee, Amp, 1989, 90, 91  
 Lee, Bill, 1960  
 Lee, Xavier, 2005, 06, 07  
 Leggett, Jeff, 1974, 75, 76  
 Leon, Anthony, 2007  
 Leonard, Bud, 1953, 54, 55, 56  
 Leonard, Rick, 2014, 15, 16, 17  
 Leonhart, Louis, 1952  
 Levenberry, E.J., 2013, 14  
 Levings, John, 1960, 61, 62  
 Levy, Lenny, 1958  
 Lewis, Barry, 1971, 72, 73  
 Lewis, Cornelius, 2005  
 Lewis, Marcus, 2015, 16  
 Lewis, Ronald, 1986, 87, 88, 89  
 Librizzi, Tony, 1995  
 Liss, Sean, 1993, 94, 95, 96  
 Little, Ja'Baris, 2008, 09, 10, 11  
 Lockard, Ed, 1950  
 Loftin, Jim, 1962, 63  
 Logan, Randy, 1968, 69  
 Lohse, Bill, 1968, 69, 70  
 Lombardi, Carmine, 1950  
 Loner, Frank, 1966, 67, 68  
 Long, Kevin, 1994, 95, 96, 97  
 Long, Marcus, 1993, 95, 96  
 Long, Rendell, 1994, 95  
 Lopez, Pablo, 1984, 85  
 Loucks, Garry, 1972  
 Love-Taylor, Devontay, 2021  
 Lovelady, Sterling, 2012, 13  
**Lovett, Fabien, 2021, 22**  
 Lowe, Ron, 1969  
 Lowrey, Kelly, 1981, 82, 83  
 Lualien, Eric, 1989  
 Kalfas, Chris, 1947, 48  
 Luc, Jeff, 2010, 11  
 Lucas, Dontae, 2019, 20  
 Lundstrom, Brad, 1989, 90  
**Lundy, DJ, 2021, 22**  
 Lunford, Ronnie, 2003, 04, 05  
 Lurie, Howard, 1964, 65  
 Lyles, Mark, 1976, 77, 78, 79  
 Lyons, Bobby, 2017  
 Lyons, Tyrell, 2014  
 Lytton, A.J., 2018, 19

## M

Macek, Mark, 1977, 78, 79, 80  
 Mack, Kim, 1982, 83, 84  
 Mackenzie, Dale, 1962, 63, 64  
 MacLean, Ken, 1947, 48, 49  
 Madden, John, 1978, 79, 80  
 Maddox, Nick, 1999, 00, 01, 02  
 Maeder, Chad, 1999, 00, 01  
 Magalski, Paul, 1969, 70, 71  
 Maguire, Sean, 2013, 14, 15, 16  
 Maher, Rich, 1999  
 Majors, Joe, 1957, 58, 59  
 Makowiecki, Al, 1953, 54  
 Malkiewicz, James, 1972, 73  
 Malone, Byrne, 1997, 98  
 Maloy, Rudy, 1973, 74, 75, 76  
 Malby, Duke, 1949, 50  
 Mancini, Kevin, 1988, 89, 90, 91

# ALL-TIME LETTERMEN

MEDIA

PREVIEW

TEAM

COACHES

REVIEW

HONORS

PROS

RECORDS

FSU

Mangan, Bob, 1963, 64, 65  
 Mangum, Corey, 2006, 07, 08, 09  
 Mankins, Jim, 1965, 66  
 Mann, Ed, 1952  
 Manning, Lou, 1953  
 Manuel, Bo, 1947, 48, 49  
 Manuel, E.J., 2009, 10, 11, 12  
 Marcus, Frank, 1948  
 Marcus, Joe, 1948, 49  
 Marlon, Tyrant, 1992, 93, 94, 95  
 Marshall, Trey, 2014, 15, 16, 17  
 Martin, Jared, 2005  
 Martin, Tommy, 2019, 20  
 Martinez, Corey, 2015  
 Mason, Bill, 1988, 89, 90  
 Massey, Harry, 1953, 54  
 Massey, Jim, 1963, 64, 65  
**Mastromanno, Alex, 2021, 22**  
 Mathieson, Steve, 1974, 75, 76  
 Mathis, Mario, 2017  
 Matias, Josue, 2011, 12, 13, 14  
 Matt, Prince, 1982, 83  
 Matthews, D.J., 2017, 18, 19  
 Matthews, Jay Mac, 1965, 66  
 Mavety, Chad, 2015  
 May, Monte, 1948, 49, 50  
 May, Robert, 2001, 02  
 Mayhew, Marlin, 1984, 85, 86, 87  
 McAllister, Demonte, 2010, 11, 12, 13  
 McCall, Sam, 2022  
 McClain, Malik, 2021, 22  
 McClellion, Jargues, 2021, 22  
 McCloud, Anthony, 2010, 11, 12  
 McClure, Dan, 1947  
 McClure, Darius, 2005, 06, 07, 08  
 McConaughay, John, 1960, 61, 62  
 McCorkel, Shawn, 1997, 98  
 McCormick, Gene, 1958, 59  
 McCormick, Tom, 1981, 82, 83  
 McCorvey, Errol, 1989, 90, 91  
 McCorvey, Kez, 1991, 92, 93, 94  
 McCoy, Jerome, 1984  
 McCrary, Brian, 1982, 83, 84  
 McCray, Moses, 2008, 09, 2011  
 McCray, William, 1997, 98, 00, 01  
 McCullers, Dale, 1966, 67, 68  
 McDaniel, Damon, 2006  
 McDaniel, Jacobbi, 2009, 10, 11, 13  
 McDonald, Camren, 2018, 19, 21, 22  
 McDonald, Jimmy, 1952  
 McDougal, Tom, 1973  
 McDowell, Bill, 1963, 64, 65  
 McDowell, Gene, 1960, 61, 62  
 McDuffie, Wayne, 1964, 66, 67  
 McEachern, Robert, 1968, 69, 70  
 McFadden, Bryant, 2001, 02, 03, 04  
 McFadden, Tarvarus, 2015, 16, 17  
 McGee, Joe, 1956, 57, 58  
 McGill, Eric, 1990, 91, 92  
 McGowan, Mike, 1972  
 McGowan, Paul, 1984, 85, 86, 87  
 McGrew, Sam, 2002, 03, 04, 05  
 McGriff, D'Anfernee, 2019  
 McIntosh, Toddrick, 1990, 91, 92, 93  
 McKinnie, J. W., 1969, 70, 71  
 McKinnon, Bobby, 1973, 74, 75  
 McKinnon, Dennis, 1980, 81, 82  
 McKitty, Tre', 2017, 18, 19  
 McLaren, Scottie, 1990  
 McLean, John, 1980, 81, 82, 83  
 McLean, Richard, 1967  
 McLean, Scott, 1979, 80, 81  
 McLendon, Derrick, 2021, 22  
 McMahan, Ryan, 2007, 08, 09, 10  
 McManus, Danny, 1985, 86, 87  
 McMillan, Charles, 1947  
 McMillan, Eddie, 1970, 71, 72  
 McMillan, Jack, 1947  
 McMillon, Tiger, 1991, 92, 94  
 McNease, Y.C., 1961, 62  
 McNeil, Kevin, 2008  
 McNeil, Patrick, 1991, 92, 93, 94  
 McPherson, Adrian, 2001  
 McPhillips, Billy, 1973, 74, 75, 76  
 McRae, Jaleel, 2019, 20  
 Meeks, Bobby, 2002, 03, 04  
 Meirrod, Matt, 2002, 03, 05  
 Melton, Leonard, 1947, 48, 49  
 Menendez, Bob, 1966, 67  
 Merna, John, 1988  
**Menzer, Malakai, 2022**  
 Merritt, Dorsey, 1952  
 Merson, Bob, 1980, 81, 82  
 Merson, Scott, 1982

Meseroll, Mark, 1976, 77  
 Meseroll, Scott, 1973, 74  
 Messam, Wayne, 1993, 95, 96  
 Messer, Doug, 1961, 62, 63  
 Messinese, Jimmy, 1952, 53  
 Metts, Buck, 1953, 54, 55, 56  
 Meyer, Carl, 1958, 59, 60  
 Meyers, Kyle, 2016, 17, 18  
 Middlebrooks, D.L., 1947  
 Miles, David, 1971, 72  
 Miller, Fred, 1972, 74, 75  
 Miller, Walt, 1950  
 Milligan, Pat, 1981, 82, 83  
 Millon, McKenzie, 2021  
 Mincey, Justin, 2006, 07, 08, 09  
 Mindlin, Jeremy, 1978, 79  
 Minnis, Marvin "Snoop", 1997, 98, 99, 00  
 Minor, Roger, 1970, 71  
 Minor, Travis, 1997, 98, 99, 00  
 Minshew, Cole, 2016, 17, 18, 19  
 Mirambeau, Antoine, 1999, 00, 01, 02  
 Mitchell, Jr., Derrick, 2013, 14, 15  
 Mitchell, Doug, 1969  
 Mitchell, Hodges, 1972, 73  
 Mitchell, Sean, 1996  
 Mobley, Orson, 1982  
 Moffet, Neely, 2005, 06, 07, 08  
 Montera, Travis, 1996  
 Montgomery, George, 1969  
 Montgomery, Hal, 1966, 67, 68  
 Montgomery, John, 1969, 70, 71  
 Moody, Brent, 2006, 07  
 Moody, Nick, 2009, 10, 11, 12  
 Moon, Jarad, 1997, 98, 99, 00  
 Moore, Eric, 2001, 02, 03, 04  
 Moore, Greg, 1999  
 Moore, Paul, 1988, 89, 90, 91  
 Moore, Ron, 1959  
 Moore, Ron, 1983  
 Moorer, Tyrell, 2019  
 Moran, Terry, 1958, 59  
 Moremen, Bill, 1965, 66, 67  
 Morgan, Robert, 1998, 99, 00, 02  
 Morrical, Jerry, 1949  
 Morrill, Ted, 1952  
 Morris, Dan, 1983, 84  
 Morris, Mike, 1988, 89, 90, 91  
 Moschella III, John, 2018  
 Mosley, Ted, 1967, 68  
 Moss, Anthony, 1987, 88, 89, 90  
 Mottow, Justin, 2017  
 Mowatt, Zeke, 1980, 81, 82  
 Mowrey, Dan, 1991, 92, 93, 94  
 Munroe, Art, 1969, 70  
 Munyon, Matt, 2000  
 Murdock, Les, 1963, 64  
 Murphy, John, 1972, 73, 74  
 Murray, Garrett, 2020  
 Murray, Nyqwan, 2015, 16, 17, 18  
 Musselman, Bill, 1954, 56, 57  
 Mustain, Don, 1959  
 Myers, Brandon, 1999, 00, 01

**N**

Nabers, Gabe, 2017, 18, 19  
 Nance, Jon, 1990, 92, 93  
 Napier, Marlon, 2003  
 Narramore, Lee, 1964  
 Nasirildeen, Hamsah, 2017, 18, 19, 20  
 Neal, Chaz, 2019, 20  
 Nellums, Bob, 1956, 57  
 Nelson, Lee, 1974, 75  
 Newberry, Giorgio, 2012, 13, 14, 15  
 Newell, Greg, 1984, 85, 86, 87  
 Newman, Josh, 2015  
 Newton, Patrick, 2000, 01, 02  
 Niblock, Cory, 2003, 04, 05, 06  
 Nichols, Gerald, 1982, 84, 85, 86  
 Nicholson, A.J., 2002, 03, 04, 05  
 Nicholson, Derek, 2005, 06, 07, 08  
 Nicklaus, Steve, 1983  
 Nnadi, Derrick, 2014, 15, 16, 17  
 Norris, Brent, 1971  
 Norris, D.J., 2004, 05, 06  
 Northrup, Reggie, 2012, 13, 14, 15

**O**

O'Connell, Bob, 1950  
 Odum, Billy, 1954, 55, 56  
 Oglesby, Paul, 1972  
 Merritt, Dorsey, 1952  
 O'Leary, Nick, 2011, 12, 13, 14  
 Olsen, Jim, 1953, 54  
 O'Malley, Tom, 1985, 86, 87, 88

O'Neal, Earl, 1950, 51, 52  
 O'Neal, Kenny, 2005  
 O'rear, Rick, 1971, 72  
 Orelus, Henry, 2010  
 Orlando, Mark, 1973  
 Osei, Claudius, 2001, 02, 03, 04  
 Osha, Dwight, 1949, 50  
 Osimen, Peter, 2019  
 Ostaszewski, Henry, 1988, 89, 90, 91  
 Ostaszewski, Joe, 1988, 89, 90, 91  
 Osteen, Billy, 1947  
 Outzen, Marcus, 1997, 98, 99, 00  
 Overby, Roger, 1974, 75, 77  
 Overmyer, David, 2004, 05, 06, 07  
 Owens, Gerald, 1992  
 Owens, Rod, 2005, 07, 08, 09

**P**

Pacifico, Al, 1953, 54, 55, 56  
 Page, Mike, 1967  
 Paige, Lee, 1982  
 Palcic, Gary, 1966, 67, 68  
 Palermo, John, 1972, 73  
 Palmer, David, 1984, 85, 86, 87  
 Palmer, Sterling, 1990, 91, 92  
 Panton, Pete, 1983, 84, 85  
 Parchment, Andrew, 2021  
 Parish, Wyatt "Red", 1947, 48, 49  
 Parker, Chris, 1988, 89  
 Parker, Clint, 1970, 71  
 Parker, Preston, 2006, 07, 08  
 Parks, John, 1985, 86  
 Parks, Terrance, 2009, 10, 11  
 Parris, Gary, 1970, 71, 72  
 Parrish, Joe, 1963, 64, 65  
 Parrish, Lemar, 1999  
 Parvin, Daniel, 2009  
 Pasquale, Paul, 1958  
 Passwaters, Earl, 1972, 73  
 Patrick, Jacques, 2015, 16, 17, 18  
 Patterson, Jimmy, 1992  
 Patti, Nick, 2015, 16  
 Paul, Herbans, 2017  
 Pauldo, Willie, 1990  
**Payton, Patrick, 2022**  
 Pearsall, Melvin, 1994, 95, 96, 97  
 Pederson, Don, 1968, 69, 70  
 Peirce, Jason, 1990, 92  
 Pell, John, 1968, 69  
 Pender, Mario, 2014  
 Pendleton, Larry, 1966, 67, 68  
 Pennie, Charles, 1965, 66  
 Pennie, Frank, 1963, 64, 65  
 Peters, Josh, 2015, 17  
 Peterson, Dick, 1948, 49, 50  
 Petko, Joe, 1963, 64, 65  
 Phillips, Da'Vante, 2015, 16  
 Phillips, Lorenzo, 2015  
 Philp, Gerald, 1956, 57  
 Pickard, Fred, 1957, 58, 59  
 Pickens, Chuck, 1967  
 Pierre, Edwin, 2006  
 Pinckney, Maurice, 1989, 90  
 Piquion, Ray, 2002, 03, 04  
 Pittman, John, 1967, 68  
 Pittman, Julian, 1994, 95, 96  
 Pittman, Myach, 2022  
 Pitts, David, 1964  
 Piurowski, Caz, 2006, 07, 08, 09  
 Piurowski, Paul, 1977, 78, 79, 80  
 Plante, Colton, 2015, 16  
 Platt, Sam, 1978, 79, 80  
 Player, Scott, 1991  
**Poitier, Kentron, 2021, 22**  
 Polak, Nat, 1952  
 Polley, Tommy, 1997, 98, 99, 00  
 Ponder, Cameron, 2013  
 Ponder, Christian, 2007, 08, 09, 10  
 Ponder, David, 1980, 81, 82, 83  
 Pope, Edwin, 1965, 66  
 Pope, Kendrick, 2000, 01, 02, 03  
 Pope, Melvin, Jr., 1957  
 Poppell, Jason, 1995, 96  
 Porter, Dave, 1974, 75, 76  
 Pounds, Greg, 1972, 73  
 Powell, Cliff, 1950  
 Powell, Don, 1952, 53, 54, 55  
 Powell, Eric, 2000, 02  
 Powell, Shawn, 2008, 09, 10, 11  
 Prescott, Billy, 1976  
 Preston, Rock, 1994, 95, 96  
 Prestwood, Tom, 1972  
 Prinzi, Vic, 1954, 55, 56, 58

Prior, Brad, 1976  
 Pritchett, Ed, 1963, 64, 65  
 Proctor, C.N., 1947  
 Proctor, William Lee, 1955  
 Propette, Kevin, 1995, 96  
 Prouse-Lackey, Izaiah, 2018  
 Pruetle, Jamie, 1995  
 Pryor, Lonnie, 2009, 10, 11, 12  
 Pugh, Jacob, 2014, 15, 16, 17

**Q**

Quigley, Bill, 1947, 48  
 Quigley, Ed, 1947  
 Quinn, John, 1949

**R**

Rabon, Billy, 1952  
 Rackley, Theon, 1996, 97, 98, 99  
 Ragans, Bill, 1987, 88, 89, 90  
 Ragins, Smokey, 1973, 74, 75  
 Rainey, Reese, 1971  
 Ramsey, Greg, 1977, 78, 79  
 Ramsey, Jalen, 2013, 14, 15  
 Rasul, Amir, 2016, 17, 18  
 Ratliff, Floyd, 1967  
 Ratliff, Ron, 1970, 71, 72  
**Ray, Malcolm, 2021, 22**  
 Rebol, Todd, 1992, 93, 94, 95  
 Reclor, Wyatt, 2021, 22  
 Reddick, Ernie, 1948, 49  
 Reed, Bert, 2008, 09, 10, 11  
 Reid, Gordy, 2003  
 Reid, Greg, 2009, 10, 11  
 Reid, Willie, 2002, 03, 04, 05  
 Reliford, Beau, 2009, 10, 11  
 Render, Ricky, 1981, 82, 83  
 Rendina, Mike, 1981, 82  
 Renn, Bobby, 1956, 57, 58  
 Reslivo, Sam, 1981, 82, 83  
 Revell, Chris, 2012  
 Revell, Elton, 1965  
 Reynolds, Burt, 1954  
 Reynolds, Detroit, 1973, 74, 75, 76  
 Reynolds, Jamal, 1997, 98, 99, 00  
 Reynolds, Ryan, 2003  
 Rhodes, Bill, 1966, 67, 68  
 Rhodes, Billy, 1995, 96, 97, 98  
 Rhodes, Bobby, 1996, 97, 98, 99  
 Rhodes, Xavier, 2010, 11, 12  
 Rice, Barry, 1968, 69, 70  
 Rice, Beryl, 1968, 69, 70  
 Rice, Emmett, 2016, 17, 19, 21  
 Richardson, Bill, 1985  
 Richardson, D'Vontrey, 2008  
 Richardson, Ed, 1977, 78, 79  
 Riddings, Jeff, 1974, 75, 76  
 Riggs, Marty, 1985, 86, 87  
 Riley, Eric, 1981, 83, 84  
 Riley, Phillip, 1993, 94, 95  
 Rimby, Bill, 1969, 70, 71  
 Riopelle, Jerry, 1983, 84  
 Riser, Butch, 1966  
 Risk, Alan, 1975, 76  
 Rivas, Vic, 1974, 75, 76  
 Rix, Chris, 2001, 02, 03, 04  
 Roberson, James, 1991, 92, 93, 94  
 Roberson, Ulysses, 1983, 84  
 Roberts, Dave, 1987, 88, 89, 90  
 Roberts, Gene, 1961, 62  
 Roberts, Marlon, 1961, 62, 63  
 Roberts, Oscar, 1971, 72  
 Roberts, Pete, 1965, 66, 67  
 Roberts, Rod, 2008  
 Roberts, Ryan, 2019  
 Robinson, Chuck, 1961, 62, 63  
 Robinson, Dominic, 2001, 02, 03, 04  
 Robinson, Jaime, 2006, 07, 08, 09  
 Robinson, Jammie, 2021, 22  
 Robinson, Janarius, 2017, 18, 19, 20  
 Robinson, Patrick, 2006, 07, 08, 09  
 Robinson, Terry, 1985  
**Rodemaker, Tate, 2022**  
 Rodrigue, Ted, 1954, 55, 56, 57  
 Roe, Ken, 1981, 82, 83  
 Rogers, Ramon, 1958, 59  
 Rolle, Myron, 2006, 07, 08  
 Rolle, Samari, 1994, 95, 96, 97  
 Romeo, Tony, 1958, 59, 60  
 Root, Matt, 2004, 05  
 Rose, Daron, 2007  
**Rosenberry, James, 2021, 22**  
 Ross, Brian, 2004  
 Ross, Gerard, 2003, 04, 05

Ross, Grady, 1989, 90  
 Ross, Keith, 1985, 86, 87, 88  
 Rountree, Phil, 1947  
 Rouse, Fred, 2005  
 Roye, Orpheus, 1994, 95  
 Rozman, Pappy, 1958  
 Ruble, Brock, 2015, 16, 17  
 Rudolph, Travis, 2014, 15, 16  
 Rushing, Tom, 1975, 76, 77  
 Russom, Kenneth, 1960, 61, 62  
 Rust, Benny, 1969, 70  
 Ryan, Eric, 1980, 81, 82

**S**

Salva, Mark, 1984, 85, 86, 87  
 Sam, Lorne, 2003, 04  
 Sam, P.K., 2001, 02, 03  
 Sammons, Mike, 1969, 70  
 Samuel Jr., Asante, 2018, 19, 20  
 Samuels III, Stanford, 2017, 18, 19  
 Samuels, Stanford, 2000, 01, 02, 03  
 Sanborn, Garrison, 2005, 06, 07  
 Sanders, Chip, 1976, 77, 78  
 Sanders, Delon, 1985, 86, 87, 88  
 Sanders, Tracy, 1985, 86, 87, 88  
 Sanders, Troy, 1989, 90, 91, 92  
 Sanders, Zebrie, 2008, 09, 10, 11  
 Sanderson, Rhonne, 2009, 10  
 Saunders, Mavin, 2015, 16, 17  
 Saunders, Troy, 1995, 96, 97, 98  
 Sawyer, Bill, 1974, 75, 76  
 Sawyer, Brian, 2000, 01, 02, 03  
 Sawyer, Corey, 1992, 93  
 Scharf, Mitch, 1997  
 Schergen, Joseph, 2019  
 Schiltrack, Scott, 1988  
 Schmelz, Bob, 1948, 49, 50, 51  
 Schmidt, Brian, 1973, 74, 75, 76  
 Schmidt, Derek, 1984, 85, 86, 87  
 Schomburger, Ron, 1954, 55, 56, 57  
 Schrenker, Dave, 1985, 86  
 Schuchts, Bart, 1986, 87  
 Scott, Arthur, 1976, 78, 79, 80  
 Scott, Brady, 2018, 19, 21  
 Scott, Carlton, 1984  
 Scott, Kendrick, 1992, 93, 94  
**Scott, Robert, 2021, 22**  
 Scott, Sean, 2015  
 Scott, Stanley, 1983, 84, 85  
 Sellers, Don, 1960  
 Sellers, Mike, 1950, 51  
 Sellers, Ron, 1966, 67, 68  
 Selvidio, P.J., 2002  
 Senior, Corey, 1988  
 Sexton, Billy, 1973  
 Sexton, Wyatt, 2003, 04  
 Seymour, Roland, 1997, 98, 99, 00  
 Shanks, Justin, 2013, 14, 15, 16  
 Shaw, Bill, 1969, 70, 71  
 Shaw, Joslin, 2005, 06, 07  
 Shaw, Kenny, 2010, 11, 12, 13  
 Shaw, Mike, 2001, 02  
**Sheffield, Deonte, 2019, 20**  
 Shelton, Eric, 2001  
 Sheppard, John, 1956, 57, 58  
 Sherman, Travis, 1993, 94, 95  
 Shinholser, Jack, 1963, 64, 65  
 Shively, Randy, 1972  
 Shiver, Clay, 1992, 93, 94, 95  
 Shiver, Stan, 1985, 86, 87, 88  
 Shumann, Mike, 1973, 74, 75, 77  
 Simmons, Ron, 1977, 78, 79, 80  
 Simon, Corey, 1996, 97, 98, 99  
 Simpson, Carl, 1990, 91, 92  
 Sims, Ernie, 1977, 78, 80, 81  
 Sims, Ernie, 2003, 04, 05  
 Sims, Jim, 1960, 61, 62  
 Sims, Marcus, 2006, 08  
 Singletary, J. Keith, 1975, 76  
 Skaggs, Raymond, 1998  
 Slaton, Paul, 1957  
 Slay, Steve, 1962  
 Slicker, Tom, 1960, 61, 62  
 Smiley, Anthony, 1983, 84  
 Smiley, Debralee, 2010, 12  
 Smith, Abe, 1976, 77  
 Smith, Antone, 2005, 06, 07, 08  
 Smith, Barry, 2010, 71, 72  
 Smith, Eric, 1991, 92, 93, 94  
 Smith, Keelin, 2012, 13, 14, 15  
 Smith, Kelvin, 1987, 88, 89  
 Smith, Kendall, 2007, 08, 09, 10  
 Smith, Larry, 1996, 97, 98

# ALL-TIME LETTERMEN

MEDIA

PREVIEW

TEAM

COACHES

REVIEW

HONORS

PROS

RECORDS

FSU

Smith, Leroy, 2001, 02, 03, 04  
 Smith, Marquette, 1991, 93  
**Smith, Maurice, 2021, 22**  
 Smith, Mike, 1978, 79, 80  
 Smith, Rodney, 2009, 10, 11, 12  
 Smith, Sammie, 1986, 87, 88  
 Smith, Shevin, 1994, 95, 96, 97  
 Smith, Telvin, 2010, 11, 12, 13  
 Smith, Terrance, 2012, 13, 14, 15  
 Smith, Tony, 1982, 84, 85  
 Smith, Travis, 2002  
 Smith, Willie, 2016  
 Snell, David, 1970, 71, 72  
 Snider, Blake, 2009  
 Snipes, Roosevelt, 1983, 84  
 Snyder, Dave, 1961, 62, 63  
 Solomon, Jesse, 1984, 85  
 Southwood, Keith, 1984, 85  
 Sowers, Craig, 1970  
 Spain, Connell, 1993, 94, 95, 96  
**Spann, Deuce, 2022**  
 Sparkman, Don, 1971, 72, 73  
 Spires, Greg, 1994, 95, 96, 97  
 Spivey, John, 1957, 58, 59  
 Spooner, Phil, 1962, 64, 65  
 Sprague, Ryan, 1997, 98, 99, 00  
 Spurlock, David, 2008, 09, 10, 11  
 Staab, Ray, 1953, 54, 55  
 Stallworth, David, 1989, 90, 91  
 Stanley, Jacob, 2010, 11  
 Stark, Jon, 1993, 94  
 Stark, Rohn, 1978, 79, 80, 81  
 Steed, Jack, 2016  
 Stein, Jesse, 2003  
 Stephens, Demetro, 1995, 96, 97, 98  
 Stephens, John, 1964, 65, 66  
 Stevens, Toshmon, 2009, 10, 11, 12  
 Stevenson, Freddie, 2013, 14, 15, 16  
 Stevenson, Robert, 1989, 90, 91, 92  
 Stewart, Alan, 1987, 88, 89  
 Stewart, Kendrick, 2006, 07, 08, 09  
 Stewart, Mike, 1976, 77  
**Stickle, David, 2022**  
 Stiehl, Eric, 1984, 85, 86  
 Stockstill, Rick, 1979, 80, 81  
 Stockton, Andy, 1974, 75  
 Stokes, Jay, 1969, 70, 71  
 Stork, Bryan, 2010, 11, 12, 13  
 Stovall, Chauncey, 2003, 04  
 Strauss, Buddy, 1948, 49  
 Strickland, Dan, 1958  
 Strickland, Larry, 1970, 71, 72  
 Strickland, Oliver, 1989  
 Strickler, Joe, 1969, 70, 71  
 Stringer, Germaine, 1996, 97, 98, 99  
 Stroud, Todd, 1983, 84, 85  
 Sudder, Rich, 1992  
 Sumner, Avery, 1962, 63, 64  
 Sumner, Walter, 1966, 67, 68  
 Suratt, Joe, 2005, 06  
 Surrency, Corey, 2008  
 Sutton, Lenny, 1986  
 Swantic, Len, 1953, 54, 55, 56  
 Sweat, Josh, 2015, 16, 17  
 Swoszowski, Bob, 1958, 59, 60  
 Sytsma, Henry, 1962  
 Szczepanik, Vic, 1949, 50, 51, 52

## T

Taccetta, Jeff, 2009  
 Tanks, Michael, 1986, 87, 88, 89  
 Tate, Auden, 2015, 16, 17  
 Tatum, Malcolm, 1999, 00, 01, 02  
 Taylor, Henry, 1981, 82, 83, 84  
 Taylor, Jimmy Lee, 1951, 52, 53, 54  
 Taylor, Levonta, 2016, 17, 18, 19  
 Taylor, Rick, 1983  
 Taylor, Thurston, 1965, 66, 67  
 Tensi, Steve, 1962, 63, 64  
 Terrell, Nigel, 2012, 13  
 Terry, Nat, 1976, 77  
 Terry, Tamorrion, 2018, 19, 20  
 Thacker, Bud, 2006, 07, 08, 09  
 Thames, Jon, 1973, 74, 75, 76  
 Tharpe, Al, 1947  
 Thaxton, Jae, 2004, 05, 06  
 Thomas, Adonis, 2017, 18, 19  
**Thomas, Azareye'h, 2022**  
 Thomas, Bob, 1956  
 Thomas, Clevan, 1997, 98, 99, 00  
 Thomas, Clint, 1950  
 Thomas, Curtis, 1985, 86  
 Thomas, Danny, 1968, 69

Thomas, Eric, 1983, 84, 85  
 Thomas, Eric, 1996, 97, 98, 99  
 Thomas, Gerry, 1991  
 Thomas, Homer, 1980  
 Thomas, James, 1970, 71, 72  
 Thomas, Jermaine, 2008, 09, 10, 11  
 Thomas, Keir, 2021  
 Thomas, Matthew, 2014, 16, 17  
 Thomas, Rudy, 1974, 75, 76  
 Thomas, Tarlos, 1998, 99, 00  
 Thomas, Tra, 1994, 95, 96, 97  
 Thompson, Chris, 2009, 10, 11, 12  
 Thompson, Jim, 1982, 83, 84  
 Thompson, Roy, 1951, 52  
 Thompson, Shelton, 1986, 87, 88, 89  
 Thompson, Tru, 2019, 20  
 Thompson, Warren, 2019, 20  
 Thompson, Weegie, 1981, 82, 83  
 Thorpe, Craphonso, 2001, 03, 04  
 Tillman, George, 1960  
 Timmons, Lawrence, 2004, 05, 06  
**Toafili, Lawrence, 2021, 22**  
 Todd, Donovan, 2013  
 Tomberlin, Pat, 1985, 86, 87, 88  
 Tomeo, Charles, 1996  
 Tonga, Joe, 2008  
 Tony, Greg, 2000  
 Torres, Adam, 2018  
 Trado, Jim, 1954  
 Trancygler, Ed, 1960, 61  
**Travis, Jordan, 2019, 21, 22**  
 Trickett, Clint, 2011, 12  
 Tulloch, David, 1996, 97  
 Tully, Bob, 1951  
 Tully, Jack, 1947, 48  
 Turk, Richard, 1950, 51, 52  
 Turneline, Jazston, 2022  
**Turner, Byron, 2022**  
 Tural, Eric, 1990, 91  
 Tuten, Rick, 1986, 87  
 Tye, Will, 2011  
 Tyler, Logan, 2016, 17, 18  
 Tyre, Bill, 1961, 62  
 Tyre, Lewis, 1992, 93, 94, 95  
 Tyson, Jim, 1968, 69, 70

## U

Ulmer, Al, 1957, 58, 59  
 Unglaub, Kurt, 1976, 77, 78, 80  
 Upshur, Naseir, 2016, 17, 18  
 Urich, Bob, 1965  
 Urow, Michael, 2015  
 Urquhart, Whitney, 1948, 49

## V

Valente, Dale, 1995  
**Vance, Greedy, 2022**  
 Vanover, Tamarick, 1992, 93  
 Verbinski, Joe, 1959, 60, 61  
 Verdell, Toddrick, 2006, 07, 08  
**Verse, Jared, 2022**  
 Versprille, Pat, 1955, 56  
 Vickers, Johnathan, 2014, 15, 17, 18  
 Vohun, Frank, 1967, 68, 69  
 Voltapetli, Barry, 1980, 81

## W

Wachtel, John, 1961, 63, 64  
 Wade, Cameron, 2009  
 Wadsworth, Andre, 1994, 95, 96, 97  
 Waisome, Nick, 2011, 12, 13, 14  
 Waldrop, Ben, 1998  
 Walker, Chris, 1996, 97, 98, 99  
 Walker, Clyde, 1975, 76, 77  
 Walker, David, 1995  
 Walker, DeMarcus, 2013, 14, 15, 16  
 Walker, Fabian, 2002, 03  
 Walker, Javon, 2000, 01  
 Walker, Stan, 1967, 68, 69  
 Wall, Toledo, 1993  
 Wallace, Jonathan, 2012, 13  
 Wallace, Lou, 1957  
 Wallace, Ron, 1968, 69, 70  
 Wallace, Wade, 1978, 79  
 Waller, H.T., 1966  
 Ward, B.J., 2001, 02, 03  
 Ward, Charlie, 1989, 91, 92, 93  
 Ward, Treshaun, 2021, 22  
 Warner III, Leonard, 2017, 18, 19, 22  
 Warner, Brandon, 2006  
 Warren, David, 1997, 98, 99, 00  
 Warren, Scott, 1976, 77, 78, 79

Warren, Terry, 1984, 85, 86, 87  
 Warren, Tommy, 1967, 68, 70  
 Warrick, Peter, 1996, 97, 98, 99  
**Washington, Darius, 2021, 22**  
 Washington, Leon, 2002, 03, 04, 05  
 Washington, Torrance, 2002  
 Watkins, Pat, 2002, 03, 04, 05  
 Watson, Dekoda, 2006, 07, 08, 09  
 Watson, John, 1947  
 Watson, Menelik, 2012  
 Weatherford, Drew, 2005, 06, 07, 08  
 Weaver, Billy, 1954, 55, 56, 57  
 Weaver, Lee, 1999, 00  
 Webb, La'Damian, 2020  
 Weeks, Keith, 2013, 14, 15, 16  
 Weinke, Chris, 1997, 98, 99, 00  
 Weldon, Casey, 1988, 89, 90, 91  
 Wells, Chuck, 1985  
 Wells, Rodney, 1994, 95  
 Werner, Bjoern, 2010, 11, 12  
 Wesley, Gil, 1977, 78, 79  
 Wessel, Joe, 1982, 83, 84  
**West, Jackson, 2021**  
 West, Tom, 1962, 63, 64  
 Westbrook, A.J., 2015, 16, 17, 18  
 Wetherell, T.K., 1965, 66, 67  
 Wettstein, Max, 1963, 64, 65  
 Wheeler, Tom, 1982, 83  
 Whigham, Frank, 1970, 71  
 Whipkey, Jarred, 2006  
 Whitaker, Jason, 1996, 97, 98, 99  
 White, Gaylon, 1984, 85, 86  
 White, Markus, 2008, 09, 10  
 White, Marquez, 2013, 14, 15, 16  
 White, Randy, 1985, 86, 87  
 White, Tom, 1969, 70  
 White, Zaguandre, 2018  
 Whitehead, Bud, 1958, 59, 60  
 Whitehead, Willie, 1960  
 Whitehurst, Dan, 1970, 71, 72  
 Whitfield, Kermit, 2013, 14, 15, 16  
 Whiting, Mike, 1978, 79, 80, 81  
 Whitmer, Bob, 1951  
 Whittington, David, 1988  
 Widner, Terry, 1982, 83  
 Wilder, Jr., James, 2011, 12, 13  
 Wilkerson, Jalen, 2017  
 Wilkins, Randy, 1998, 99, 00  
 Williams, Alphonso, 1985, 86, 87, 88  
 Williams, Anthony, 1986  
 Williams, Arthur, 2015, 16, 17, 18  
 Williams, Blair, 1981, 82  
 Williams, Brett, 1999, 00, 01, 02  
 Williams, Brian, 1980, 82, 83, 84  
 Williams, Dayne, 1986, 87, 88  
 Williams, D.J., 2021  
 Williams, Del, 1964, 65, 66  
 Williams, Dick, 1947  
 Williams, Eric, 1984, 85, 86, 87  
 Williams, Isaac, 1982, 83, 84, 85  
 Williams, Jauan, 2018, 19  
 Williams, Karlos, 2011, 12, 13, 14  
 Williams, P.J., 2012, 13, 14  
 Williams, Phil, 1978, 79, 80, 81  
 Williams, Pooh Bear, 1993, 95, 96  
 Williams, Rhodney, 1993  
 Williams, Ricky, 1979, 80, 81, 82  
 Williams, Roger, 2004, 05, 06, 07  
 Williams, Sidney, 2021, 22  
 Williams, Steven, 2015, 16  
 Williams, Todd, 1999, 00, 01, 02  
 Williams, Vince, 2008, 10, 11, 12  
 Williams, Waldo, 1975, 76  
**Williamson, Darion, 2021, 22**  
 Williamson, Larry, 1965, 66  
 Willis, Lloyd, 2021, 22  
 Willis, Peter Tom, 1986, 88, 89  
 Willis, Ray, 2001, 02, 03, 04  
 Wilmot, Horace, 1983  
 Wilson, Jesus, 2013, 14, 15, 16  
**Wilson, Johnny, 2022**  
 Wilson, Jordan, 2021  
 Wilson, Marvin, 2017, 18, 19, 20  
 Wilson, Ontario, 2018, 19, 21, 22  
 Wilson, Reinard, 1993, 94, 95, 96  
 Wimberly, John, 1990, 92  
 Wimbley, Kamerion, 2002, 03, 04, 05  
 Winston, Jameis, 2013, 14  
 Wodrich, Bob, 1950, 51, 52  
 Womble, Jeff, 2000, 01, 02, 03  
 Wood, Cedric, 2019  
 Woodall, Colton, 2013  
 Woodham, Al, 1952  
 Woodham, Wally, 1977, 78, 79

## X

Xanders, Brian, 1992

## Y

Yarborough, Craig, 2009  
 Yeldell, Bill, 1968  
 Yeomans, Tony, 1986, 87, 88, 89  
 Young, Javon, 2015  
 Young, Jordan, 2019, 21  
 Young, Tommy, 1981, 82

## Z

Zaffran, Ted, 1969, 70  
 Zann, Vincent, 2009, 10  
 Zion, Harvey, 1966, 67, 68

Current players in bold.

# ALL-TIME JERSEY NUMBERS

MEDIA

PREVIEW

TEAM

COACHES

REVIEW

HONORS

PROS

RECORDS

FSU

**0**  
Jashaun Corbin (20, 21)  
Fabien Lovett (20, 21, 22)  
Ja'Khi Douglas (22)

**1**  
Frank Fontes (71)  
Ahmet Askin (73, 74)  
Keith Singletary (75)  
Dave Cappelen (76, 77, 78, 79)  
Rick Taylor (80)  
Eric Thomas (81, 82, 83, 84, 85)  
Scott DiMare (86, 87, 88)  
Shannon Baker (89, 90, 91, 92)  
Andre Cooper (93, 94, 95, 96)  
Sam Cowart (97)  
Reggie Durden (98, 99)  
Jeff Chaney (00)

Craphonso Thorpe (01, 02, 03, 04)  
Fred Rouse (05)  
Brandon Warren (06)  
Xavier Lee (07)  
Corey Surrency (08)  
Alex Jones (09, 10)  
Mike Harris (10, 11)  
Kelvin Benjamin (11, 12, 13)  
Tyler Hunter (12, 13, 14, 15)  
Ermon Lane (14, 15)  
Levonita Taylor (16, 17, 18, 19)  
James Blackman (17, 18, 19, 20)  
Emmett Rice (20, 21)  
D.J. Williams (21)  
Jarques McClellan (22)  
Winston Wright Jr. (22)

**2**  
Reggie Webb (80)  
Steve Nicklaus (81, 82, 83, 84)  
Ronnie Andrews (85)  
Deion Sanders (85, 86, 87, 88)  
Grady Ross (89)  
Eric Turrall (89)  
Clifton Abraham (90, 91, 92, 93, 94)  
Samari Rolle (95, 96, 97)  
RETIRED for  
Deion Sanders (95)

**3**  
Duane Carrell (70, 71)  
Joe Downey (72, 73, 74)  
Bill Duley (75, 76, 77)  
Rohn Stark (78, 79, 80, 81)  
Hassan Jones (82)  
Herb Galner (83, 84, 85, 86, 87)  
Rick Tulen (86)  
Richie Andrews (87)  
Leon Fowler (88, 89, 90, 91, 92)  
Jeff Metarko (92)  
Scott Bentley (93, 94, 95, 96)  
Tres Walton (96, 97, 98)  
Malcolm Tatum (98, 99, 00, 01, 02)  
Leon Washington (03, 04, 05)  
Myron Rolle (06, 07, 08)  
E.J. Manuel (08, 09, 10, 11, 12)  
Justin Bright (09, 10, 11, 12)  
Ronald Darby (13, 14)  
Bobo Wilson (13, 14, 15, 16)  
Derwin James (15, 16, 17)  
Cam Akers (17, 18, 19)  
Jarvis Brownlee (20, 21)  
Bryan Robinson (20, 21)  
Trey Benson (22)  
Kevin Knowles II (22)

**4**  
Rick Houston (79)  
Chris Gerbasí (80)  
Jessie Hester (81, 82, 83, 84)  
Peter Tom Willis (85, 86, 87, 88, 89)  
Marquette Smith (91)  
Corey Fuller (92, 93, 94)  
Troy Saunders (95, 96, 97, 98)  
Anquan Boldin (99, 00, 01, 02)  
Cornelius Collier (01)  
P.K. Sam (03)  
Jarrel Simpson (04)  
Kenny O'Neal (04, 05)  
Mikhail Komegay (06)  
Tony Carter (07, 08)  
Terrance Parks (09, 10, 11)  
Brandon Jenkins (12)  
Chris Thompson (12)  
Gregorio Newberry (13, 14, 15)  
Dalvin Cook (14, 15, 16)  
Tarvarus McFadden (16, 17)  
Khalan Laborn (17, 18, 19)  
Cyrus Fagan (20)  
Alex Eleyssam (20)  
Keir Thomas (21)  
Jordan Wilson (21)  
Kalen DeLoach (22)  
Myciah Pittman (22)

**5**  
Weegie Thompson (79)  
Joe Wessel (82, 83, 84)  
Mike Lively (84)  
Chip Ferguson (85, 86, 87, 88)  
Pete Prinzl (88)  
Kenny Felder (89, 90, 91)  
Gerry Thomas (92)  
Jason Powers (92)  
Jon Stark (93, 94)  
Theon Rackley (95, 96, 97, 98, 99)  
Phillip Bryant (85, 86)  
Ed Smith (87)  
Richie Andrews (88, 89, 90)  
Dan Mowrey (90, 91, 92, 93, 94)  
Travis Chambers (95)  
Cliff Dell (95)  
Greg Reid (09, 10, 11)  
Jameis Winston (12, 13, 14)  
Reggie Northrup (13, 14, 15)  
Da'Vante Phillips (15, 16, 17)  
Dontavious Jackson (16, 17, 18, 19)  
Tamorrien Terry (20)  
Hansah Nasirideen (20)  
Brendan Gant (21)  
Deuce Spann (22)  
Jared Verse (22)

**6**  
Dennis McKinnon (79, 80, 81, 82)  
Louis Berry (83, 84, 85, 86)  
LeRoy Butler (87, 88, 89)  
Carl Simpson (88)  
Grady Ross (90)  
Steve Gilmer (90, 91, 92, 93, 94)  
Harold Wright (93)  
Troy Saunders (94)  
Robert Hammond (95, 96, 97)  
Derrick Gibson (97, 98, 99, 00)  
Greg Jones (01, 02, 03)  
Willie Jones (04, 05)  
Chase Walker (05)  
Marcus Gadson (06)  
Antone Smith (06, 07, 08)  
Venture Walkins (08)  
Ryan Becker (09)  
Gerald Demps (09, 10, 11)  
Nick Waisome (11, 12, 14)  
Dan Hicks (12, 13)  
Larry Lawson (13)  
Ryan Green (14)  
Everett Golson (15)  
Matthew Thomas (15, 16, 17)  
Malik Henry (16)  
Tre' McCrifty (17, 18, 19)  
Jaiden Lars-Woodbey (19, 20)  
Keyshawn Helton (20, 21, 22)  
Dennis Briggs, Jr. (21, 22)

**7**  
Mike Smith (78, 79, 80)  
Mike Rendina (81, 82, 83)  
Barry Barco (83, 84, 85)  
Ronald Lewis (86, 87, 88, 89)  
Eric Turrall (90, 91)  
Jon Stark (92)  
Aaron Dely (92, 93, 94, 95)  
Billy Brown (95)  
Germaine Stringer (96)  
Laveranues Coles (96, 97, 98, 99)  
Rufus Brown (99, 00, 01, 02, 03)  
Buster Davis (04, 05, 06)  
Marcus Ball (07)  
Christian Ponder (08, 09, 10)  
Christian Jones (10, 11, 12, 13)  
Mario Pender (12, 13, 14, 15)  
Kermit Whitfield (13)  
Matthew Thomas (14)  
Ryan Green (15, 16, 17)  
Ermon Lane (16, 17)  
D.J. Matthews (19, 20)  
Jarrian Jones (20, 21, 22)  
Andrew Parchment (21)

**8**  
Eric Riley (80, 81, 82, 83, 84)  
Scott Johnston (85)  
Terry Anthony (86, 87, 88, 89)  
Rick Stockstill (77, 78, 79, 80, 81)  
Kirk Coker (83, 84, 85)  
Wes Hardin (86)  
Alan Stewart (86, 87)  
Casey Weldon (87, 88, 89, 90, 91)  
Devin Bush (92, 93, 94)  
Dexter Jackson (95, 96, 97, 98)  
Adrian Jones (98, 99, 00)  
Gerard Ross (01, 02, 03, 04, 05)  
Drew Weatherford (04, 05, 06, 07, 08)  
Tim Orange (09, 10)  
Vince Williams (09, 10, 11, 12)  
Ethan Gilbert (11)  
Sean Maguire (12)  
John Franklin (13, 14)  
Derrick Mitchell (13, 14, 15)  
Jalen Ramsey (14, 15)  
Kermit Whitfield (14, 15, 16)

Nyqwan Murray (17, 18)  
Stanford Samuels (17, 18, 19)  
Renardo Green (20, 21)  
La'Damian Webb (20)  
Treshaun Ward (21, 22)  
Renardo Green (22)

**9**  
Greg Thompson (79, 80, 81)  
Warren Hanna (81, 82)  
Steve Bloodworth (83)  
John Ricciardi (84)  
Phillip Bryant (85, 86)  
Ed Smith (87)  
Richie Andrews (88, 89, 90)  
Dan Mowrey (90, 91, 92, 93, 94)  
Travis Chambers (95)  
Cliff Dell (95)  
Manual Zubiria (95)  
Peter Warrick (95, 96, 97, 98, 99)  
Reggie Northrup (13, 14, 15)  
Kendyll Pope (00, 01, 02, 03)  
Xavier Lee (04, 05, 06)  
Richard Goodman (07, 08, 09)  
Kevin Campbell (09)  
Clint Trickett (10, 11, 12)  
Carlos Williams (11, 12, 13, 14)  
Josh Sweat (15, 16, 17)  
Jacques Patrick (15, 16, 17, 18)  
Malke Dotson (20, 21)  
Lawrence Toafili (20, 21, 22)  
Derrick McLendon II (22)

**10**  
Clint Thomas (50)  
Russ Sorgen (51)  
Billy Kelley (52)  
Billy Odum (54)  
Vic Prinzl (55, 56, 58)  
Bob Stephens (59)  
Ed Trancygler (60, 61)  
Kim Hammond (64)  
Mike Walker (79)  
Chris Frongilo (80)  
Bob Davis (80, 81, 82, 83, 84)  
Ben Thompson (84, 85, 86)  
Felton Cook (86)  
Corian Freeman (86, 87, 88, 89, 90)  
Derrick Brooks (91, 92, 93, 94)  
Dan Kendra (95, 96, 97, 98, 99)  
Rich Maher (99)  
Stanford Samuels (00, 01, 02, 03)  
Lorne Sam (04)  
Geno Hayes (05, 06, 07)  
D'Vontrey Richardson (08)  
Chad Colley (08)  
Nick Moody (09, 10, 11, 12)  
Marvin Bracy (12)  
E.J. Levenberry (13, 14)  
Sean Maguire (13, 14, 15, 16)  
Calvin Brewton (15, 16, 17, 18)  
Bailey Hockman (17, 18)  
Anthony Grant (18, 19)  
Gino English (19)  
Kevon Glenn (19, 20)  
D.J. Daniels (20)  
McKenzie Milton (21)  
Jammie Robinson (21, 22)  
AJ Duffy (22)

**11**  
George Cave (47)  
Dudley Thomas (50)  
Roy Thompson (51, 52)  
Lee Corso (53, 54)  
Ted Rodrigue (56, 57)  
H.T. Waller (64)  
Kim Hammond (65, 66, 67)  
Rick Anderson (68)  
Duane Carrell (69)  
Frank Fontes (70)  
Fred Geisler (71, 72)  
Ahmet Askin (72)  
Jimmy Everett (73, 74, 75)  
Ryals Lee (76)  
Rick Stockstill (77, 78, 79, 80, 81)  
Kirk Coker (83, 84, 85)  
Wes Hardin (86)  
Alan Stewart (86, 87)  
Casey Weldon (87, 88, 89, 90, 91)  
Devin Bush (92, 93, 94)  
Dexter Jackson (95, 96, 97, 98)  
Adrian Jones (98, 99, 00)  
Gerard Ross (01, 02, 03, 04, 05)  
Drew Weatherford (04, 05, 06, 07, 08)  
Tim Orange (09, 10)  
Tom Price (53)  
Jerry Henderson (56, 57)  
Frank Springer (60)  
Eddie Feely (60, 61, 62)  
Jim Massey (63, 64, 65)  
Phil Hlatt (66)  
Bill Cappelman (66, 67, 68, 69)

**12**  
Beans Stephens (47)  
Wendell Dennis (50)  
Buddy Bryant (51, 52, 53)  
Leo Brooks (52)  
Don McCormick (54)  
Len Swantic (55, 56)  
Gene McCormick (57, 58, 59)  
Charlie Alexander (60)  
John Harlike (61, 62)  
Tony Gero (63, 64, 65)  
Bill Burkhardt (66)  
Rick Anderson (67)  
Phil Hlatt (67, 68)  
Frank Whigham (69, 70, 71)  
Mike Cadwell (72)  
Bobby Baker (73)  
Kevin Gabriel (73)  
Pat O'Leary (74)  
Steve Mathieson (74, 75, 76)  
Wally Woodham (77, 78, 79)  
Kelly Lowrey (80, 81, 82, 83)  
J.P. Connolly (84, 85, 86)  
Rick Tulen (87)  
Ray Gibson (88)  
Alan Stewart (88, 89)  
Matt Frier (89, 90, 91, 92, 93)  
Matt McLeod (92)  
Thad Busby (94, 95, 96, 97)  
Abdual Howard (97, 98, 99, 00, 01)  
Fabian Walker (02, 03)  
Gary Cisnesia (04, 05, 06, 07)  
Damon McDaniel (06, 07)  
Nigel Carr (08, 09)  
Parker Conley (11)  
Jarred Haggins (11, 12, 13, 14)  
Reggie Northrup (12)  
Matthew Thomas (13)  
Hunter DeWitt (13)  
Rocky Bonasorte (15)  
Arthur Williams (15, 16, 17)  
DeJandre Francois (15, 16, 17, 18)  
A.J. Lyton (18, 19)  
Alex Hornbrook (19)  
Chubba Purdy (20, 21)  
Demorie Tale (20, 21)  
Joshua Burrell (22)  
Jarrett Jackson (22)  
Dylan McNamara (22)

Warren Thompson (19, 20)  
Jermaine Johnson II (21)  
Malik McClain (21, 22)  
La'Damian Webb (20)  
Sam McCall (22)

**13**  
Bo Manuel (47)  
Tal Henry (50)  
George Carnes (51)  
Ted Morrill (52)  
Ed Cluser (52)  
W.L. Harper (53)  
Pat Versprille (55)  
Joe Majors (57, 58, 59)  
Happy Fick (60, 61)  
Steve Tensi (62, 63, 64)  
Kelly Lowrey (79)  
Kim Mack (80, 81, 82, 83, 84)  
Chris Lundahl (85)  
Dexter Carter (86, 87, 88, 89)  
Mike Barre (90, 91, 92)  
Mack Knight (90, 91, 92)  
Danny Kanell (92, 93, 94, 95)  
Marvin Minnis (96, 97, 98, 99, 00)  
Jared Hetzel (01, 02)  
Antonio Cromatie (03, 04, 05)  
Tommy Keane (04, 05)  
Preston Parker (06)  
Brandon Paul (07)  
Nigel Bradham (08, 09, 10, 11)  
Ashuwa Richardson (09)  
Rashed Gholston (10, 11, 12, 13, 14)  
Ronald Darby (12)  
Jalen Ramsey (13)  
Ja'Von Harrison (14, 15, 16)  
Marcus Lewis (15)  
Lawrence Dawsey (16, 17)  
Joshua Kaindoh (17, 18, 19, 20)  
Caleb Ward (18, 19)  
Jordan Travis (19, 20, 21, 22)  
Omarion Cooper (22)

**14**  
Don Grant (47)  
Ray Inlow (50)  
AI Garrett (51)  
Tom Massey (51)  
Robert Barnes (52)  
Joe Ben Cassidy (52)  
Tom Price (53)  
Jerry Henderson (56, 57)  
Frank Springer (60)  
Eddie Feely (60, 61, 62)  
Jim Massey (63, 64, 65)  
Phil Hlatt (66)  
Bill Cappelman (66, 67, 68, 69)

**15**  
Phil Rountree (47)  
Don Thinton (50)  
Jack Tinney (50)  
Manuel Moshonas (51)  
James Hall (52)  
Jose Martinez (52)  
Fred Dollar (53)  
George Norman (55)  
Bobby Renn (56, 57)  
Roy Rickford (59, 60, 61)  
Jim Seaward (62)  
Jim Massey (62)  
Russ Fischer (63)  
Pat Conway (64, 65, 66)  
Charlie Huggins (66)  
Tommy Warren (67, 68, 69, 70)  
Pat O'Leary (73)  
Brad Prior (74)  
Gary Halfacre (74)  
Jimmy Jordan (76, 77, 78, 79)  
Dominick Snead (80)  
Anthony Smiley (80, 83, 84)  
Lee Paige (81, 82)  
Terry Robinson (85)  
Gary Snells (86)  
Bill Mason (86, 87)  
Bill Ragans (86, 87, 88, 89, 90)  
Devin Bush (91)  
Gerry Thomas (91)  
Phillip Riley (93, 94, 95)  
Mario Edwards (96, 97, 98, 99)  
William Walker (00)  
Fabian McCray (01)  
Robin Charles (02)  
Chris Davis (02)  
Chauca Stovall (03, 04)  
Tony Carter (05, 06)  
Tommy Keane (06)  
Ochuko Jenjie (07, 08, 09, 10)  
Andrew Nowels (08)  
Brandon Parks (10)  
Greg Dent (11, 12, 13)  
Mario Edwards (12, 13, 14)  
Ryan Green (13)  
Matthew Finn (13)  
Travis Rudolph (14, 15, 16)  
Tarvarus McFadden (15)  
Tarlos Becker (16, 17, 18, 19, 20)  
Carmourion Terry (17, 18, 19)  
Gino English (20, 21, 22)  
Jarques McClellan (21)  
Tatum Bethune (22)

**16**  
Ralph Chaudron (47)  
Tommy Owen (50, 51)  
Peter Roberts (52)  
Ed Mann (52, 53)  
Bill Weaver (54)  
Ron Williams (57)  
Ed Pritchett (62, 63, 64, 65)  
Gary Palcic (66, 67, 68)  
Brian Bengtson (69)  
David Barnes (69)  
Randy Shively (70)  
Billy Sexton (73)  
Jimmy Black (74, 75, 76)  
Steve Dykes (77)

George Davis (68)  
Dan Forey (70)  
Frank Deming (71, 72)  
Robbie Keyes (73)  
Billy Prescott (73, 74, 76)  
Ryals Lee (77)  
Blair Williams (79, 80, 81, 82)  
Greg Handzel (83)  
Danny McManus (84, 85, 86, 87)  
Brad Johnson (87, 88, 89, 90, 91)  
Jeff McCrone (91, 92, 93)  
Thad Busby (93)  
Willie McBride (93)  
Marc Donaldson (94)  
Charles Tomeo (94, 95)  
Tony Librizzi (95)  
Richard Brown (95)  
Marcus Outzen (96, 97, 98, 99, 00)  
Matt Henshaw (01, 02, 03, 04, 05)  
Anthony Breadwood (02)  
Christian Ponder (06, 07)  
Ricardo Cannon (09)  
Ridge Read (11)  
Jacob Coker (11, 12, 13)  
Andrew Zloch (12)  
Nick Waisome (13)  
DeShawn Simpkins (14)  
Javien Elliott (14, 15)  
Jake Rizco (16, 17)  
Kyle Meyers (17, 18, 19)  
Deonte Sheffield (17, 18, 19, 20)  
Nolan McDonald (18)  
Jaleel McRae (20)  
Marcus Cushnie (21)  
Johnny Wilson (22)

**17**  
Jack McMillan (47)  
George Kinnear (50)  
Warren Cobb (50)  
Tom Sebring (51)  
Billy Barr (52)  
Bill McLellan (52)  
Dick Whittington (54)  
Marty Kolbus (65, 66)  
Mike Page (67, 68)  
Frank Whigham (68)  
Jackie Spear (69)  
Gary Loucks (72, 73)  
Ron Coppess (74)  
Wally Woodham (75)  
Bill Capece (77, 78, 79, 80)  
Bruce Shoemaker (81, 82)  
Eric Manqham (83)  
J.P. Connolly (83)  
Jeff Williams (83, 84, 85, 86, 87)  
Tim Corlew (88)  
Charlie Ward (89, 90, 91, 92, 93)  
RETIRED for  
Charlie Ward (93)  
Jalen Ramsey (95)\*\*  
*\*received special permission to wear on kick returns*

**18**  
Billy Parker (47)  
Fred Moates (50)  
Charlie Booth (51, 52)  
Buck Melts (53, 54)  
Clint Burgle (66, 67, 68)  
Kent Gaydos (69, 70, 71)  
Mark Orlando (72, 73, 74)  
Clyde Walker (75, 76, 77)  
Joe Moss (79)  
Weegie Thompson (80, 81, 82, 83)  
Derek Schmidt (84, 85, 86, 87)  
Lavon Brown (88)  
John Davis (89, 90, 91, 92)  
Mike Heath (92)  
Sean Hamlet (93, 94, 95, 96)  
Sean Key (97, 98, 99)  
Yohance Buchanan (00, 01, 02)  
Greg Tony (01)  
Lorne Sam (03)  
J.R. Bryant (04, 05, 06, 07)  
Brent Moody (05)  
Greg Carr (08)  
Duslin Hopkins (09, 10, 11, 12)  
Jayvon Young (13)  
Christian Griffith (13, 14)  
Ro'Derrick Hoskins (13, 14, 15, 16, 17)  
Auden Tate (15, 16, 17)  
Warren Thompson (18)  
D'Anfernee McGriff (19)  
Travis Jay (19, 20, 21, 22)  
Tate Rodemaker (20, 21, 22)

**19**  
Leonard Melton (47)  
Phil Alvers (50, 51)  
Earl Brown (51)  
Ken Bazo (52)  
Pappy Rozman (52)  
Bob Green (53, 54)  
Peter Roberts (52)  
Phil Abraira (67, 68, 69)  
Jack Maynard (69, 74)  
Gary Huff (70, 71, 72)  
Brad Prior (76)  
Kurt Unglaub (76, 77, 78, 79, 80)  
Pat Milligan (81, 82, 83)  
Greg Jacobs (84)  
Sam Zigelboim (84)  
John Parks (85, 86, 87)  
John Wiberly (88, 89, 90, 91, 92)  
Pete Prinzl (92)

Jeff A. Ledbetter (80)  
Scott Evans (80)  
Rick Taylor (81, 82, 83)  
Tracy Sanders (84, 85, 86, 87, 88)  
Richard Coes (89, 90, 91, 92, 93)  
Marlin Green (94)  
Sean Key (95, 96)  
Chris Weinke (97, 98, 99, 00)  
Chris Rix (00, 01, 02, 03, 04)  
Burt "Buddy" Reynolds (57)  
Mikhail Komegay (05)  
Jared Whipkey (06)  
D'Vontrey Richardson (06, 07)  
Brent Moody (06, 07)  
Mister Alexander (08, 09, 10)  
Robert Aguayo (12, 13, 14, 15)  
Ukeme Elligwe (12)  
Dorsey Moore (12)  
Clay Pickler (13)  
J.J. Cosentino (14, 15, 16, 17)  
Jacob Pugh (14, 15, 16, 17)  
Alex Eleyssam (18, 19)  
Cory Durden (18, 19, 20)  
Corey Wren (20, 21)  
Hunter Washington (21)  
Malik Feaster (22)

**20**  
Wendell Barnes (47)  
Ernie Reddick (48, 49)  
Tommy Brown (50, 51, 52)  
Wesley Hildon (53)  
Lee Corso (55, 56)  
Burt "Buddy" Reynolds (57)  
Bobby Renn (58)  
Willie Whitehead (59, 60)  
Dave Snyder (61, 62, 63)  
James Esco (68)  
Chris Corral (68)  
Danny Thomas (68, 69)  
David Snell (70, 71, 72)  
Mike Shumann (73, 74, 75, 77)  
Jeff Ector (79)  
Ken Burnett (80, 81, 82)  
Jerome McCoy (83)  
Roosevelt Snipes (83, 84, 85)  
Keith Ross (85, 86, 87, 88)  
Clyde Allen (89, 90, 91, 92, 93)  
James Colize (94, 95, 96)  
Vamez Gooch (97)  
Raymont Skaggs (98, 99)  
Nick Maddox (99, 00, 01, 02)  
Torrance Washington (03, 04)  
Anthony Houllis (04)  
James Robinson (05, 06, 07, 08, 09)  
Eli Tatum (10)  
Daniel Monroe (10, 11)  
Lamaricus Joyner (10, 11, 12, 13)  
Alfredo Davis (14)  
Trey Marshall (14, 15, 16, 17)  
Bobby Lyons (14, 15, 16, 17)  
Jaiden Lars-Woodbey (18)  
Keyshawn Helton (18, 19)  
Kalen DeLoach (19, 20, 21)  
C.J. Campbell (21)  
Azare'e'h Thomas (22)

**21**  
Wes Carter (47)  
Ralph Chaudron (48, 49)  
Gary Folsom (50, 51)  
Don Smith (52)  
John Griner (52, 53, 54)  
Billy Odum (55, 56)  
Bob Carnes (57, 58)  
Don Mustain (59, 60)  
Larry Brinkley (61, 62, 63)  
Donovan Jones (64, 65, 66, 67)  
Terry Eagerton (66)  
John Pell (68, 69)  
Joe Goldsmith (71, 72, 73, 74)  
Lloyd Kelly (75, 76)  
Bobby Butler (77, 78, 79, 80)  
John Piurowski (82, 83)  
Dwayne Denson (84, 85)  
Rocky Hanna (85)  
John Hadley (86, 87, 88)  
Maurice Pinckney (89, 90)  
Chris Hall (91, 92)  
Rick Sudder (91, 92)  
James Colize (93)  
Arthur Gares (93)  
Deon Humphrey (94, 95, 96, 97, 98)  
Talman Gardner (99, 00, 01, 02)  
Dominic Robinson (03, 04)  
Trevor Ford (04, 05)  
Patrick Robinson (06, 07, 08, 09)  
Debrale Smiley (10, 11, 12)  
Avis Comcack (11)  
Chris Casher (12, 13, 14, 15)  
Lucas Clark (14, 15)  
Logan Viter (16, 17, 18, 19)  
Marvin Wilson (17, 18, 19, 20)  
Darion Williamson (20, 21, 22)  
Greedy Vance Jr. (22)

**22**  
Harry Hughey (47)  
George Morgan (48)  
John Quinn (49)  
Eddie Gray (50)  
Gerald Smith (51)  
Dan Samatovich (52)

# ALL-TIME JERSEY NUMBERS

MEDIA

PREVIEW

TEAM

COACHES

REVIEW

HONORS

PROS

RECORDS

FSU

Lindy Willis (52)  
Carl Green (53, 54)  
Buck Metts (55, 56)  
Lenny Levy (57, 58)  
Ken Russum (60, 61, 62)  
Murry Bibent (63, 64, 65)  
Chuck Eason (66, 67, 68)  
Doug Mitchell (69)  
Ron Ratliff (69)  
Barry Smith (70, 71, 72)  
John Howerton (73)  
Bobby McKinnon (73, 74, 75)  
Mike Barnes (76, 77)  
Homes Johnson (78, 79)  
Hardis Johnson (79, 80, 81)  
Phillip Hall (82, 83, 84)  
Curtis Thomas (85, 86, 87)  
Edgar Bennett (87, 88, 89, 90, 91)  
Marquette Wamer (92, 93)  
Pooh Bear Williams (94, 95, 96)  
Davy Ford (97, 98, 99, 00, 01)  
Anthony Bredwood (01)  
Ryan Reynolds (02)  
Pat Walkins (02, 03, 04, 05)  
Marlon Napier (03, 04)  
Korey Mangum (06, 07, 08, 09)  
Corey Edinger (09)  
Telvin Smith (10, 11, 12, 13)  
Ridge Read (12)  
Johnathan Vickers (14)  
Tyrell Lyons (14, 15)  
Amir Rasul (16, 17, 18)  
Adonis Thomas (17, 18, 19)  
Ja'Khl Douglas (20, 21)  
T.J. Davis (20, 21)  
C.J. Campbell (22)

**23**

Clyde Stanaland (47)  
Leonard Melton (48, 49)  
Bob McGinnis (49)  
Jim Arnold (50, 51)  
Fred Greene (52)  
Sonny Titus (53)  
Harm Bisbee (54)  
Jerry Henderson (55)  
Hal Cummings (56)  
John Sheppard (56, 57, 58)  
Ralph Parkman (60)  
Jack Forehand (61)  
Jim Loftin (62, 63)  
T.K. Wetherell (64)  
Wayne Giardino (64, 65, 66)  
Bobby Lent (67)  
Chuck Pickens (68)  
Don Pederson (68, 69, 70)  
David Eddy (71)  
Lester Payton (72)  
Chris Griffin (73, 74, 75)  
Jackie Flowers (76, 77, 78, 79)  
Homes Johnson (80)  
Tracy Ashley (81, 82, 83)  
Jerome McCoy (84)  
Pat White (85, 86, 87)  
Ray Gibson (86)  
Brady Jones (88)  
Bryce Abbott (88, 89, 90, 91)  
Eric Black (92)  
Shawn Gay (93)  
Byron Capers (93, 94, 95, 96)  
Mitch Scharf (97)  
Travis Minor (97, 98, 99, 00)  
Jerome Carter (01, 02, 03, 04)  
Antone Smith (05)  
Roosevelt Lawson (06, 07, 08)  
Chris Thompson (09, 10, 11)  
Gerald Demps (12, 13)  
Jared Armstrong (12, 13)  
Jeri-Twan Smith (14)  
Freddie Stevenson (14, 15, 16)  
Herbans Paul (16)  
Ricky Aguayo (16, 17, 18, 19)  
Hamsah Nasirudin (17, 18, 19)  
Tre Young (20)  
Sidney Williams (20, 21, 22)

**24**

Ronald Melton (47)  
Don Grant (48)  
Irwin Hanson (49)  
Mac Huey (66, 67, 68)  
Jerry Jacobs (52, 53, 54)  
Billy Atkins (56)  
Jerry Philp (57)  
Ken Cone (58, 59, 60)  
Buddy Yarbrough (61)  
Charles Story (62)  
John Roberts (62)  
Mario DeLiberty (63)  
Ken Frazier (63)  
Elton Revell (64, 65)  
Walt Sumner (66, 67, 68)  
John Lanahan (69, 70, 71)  
Andy Stockton (73, 74, 75)  
Mike Kincaid (76, 77, 82)  
Harvey Clayton (79, 80, 81, 82)

Darrin Holloman (83, 84, 85, 86)  
Paul Moore (87)  
Sam Lopez (88)  
Mike Harris (88, 89, 90, 91, 92)  
Rock Preston (93, 94, 95, 96)  
Jeff Chaney (97, 98, 99)  
Slade Douglas (00)  
B.J. Ward (00, 01, 02, 03, 04)  
Darius McClure (05, 06, 07, 08)  
Lonnie Pryor (09, 10, 11, 12)  
Terrance Smith (11, 12, 13, 14, 15)  
Matthew McNulty (13, 14)  
Marcus Lewis (16)  
Cyrus Fagan (17, 18, 19)  
Cedric Vincent (20)  
Jadarius Green-McKnight (20, 21)  
Mike Roussos (22)

**25**

Billy Bishop (47)  
Ted Hewitt (48, 49, 50)  
Joe Robinson (51)  
Tom Dellahan (52)  
Wayne Hodges (52)  
Bob Taylor (52)  
Joe Holt (53, 54)  
Burt "Buddy" Reynolds (55)  
Pat Versprille (56)  
Fred Pickard (57)  
Carl Meyer (58, 60)  
Richie Weber (61)  
Murry Bibent (62)  
Earl Hawkins (62)  
Fred Biletnikoff (63, 64)  
T.J. Davis (20, 21)  
Fred Biletnikoff (64)

**26**

Jack Watson (47)  
Jim Burke (48)  
Dan Mady (49)  
Bob O'Connell (50)  
George Graham (51)  
George Carnes (52)  
Charlie Jacobs (53, 54)  
Billy Weaver (55, 56, 57)  
Bud Whitehead (58, 59, 60)  
Keith Kinderman (61, 62)  
Bill Henderson (63)  
Dave Hall (64)  
Butch Riser (64)  
Bill Campbell (64, 65, 66)  
Hal Hodges (67)  
Robert Ashmore (68)  
Barry Wenhold (69)  
J.T. Thomas (70, 71, 72)  
Mike Harder (73)  
Donnie Holley (73, 74)  
Hector Gray (75)  
Joe Joyner (75, 76)  
Jesse Forbes (77)  
Sterling Johnson (77)  
Willie Flowers (78)  
Wade Wallace (78, 79)  
Carl Armstrong (80)  
Greg Allen (81, 82, 83, 84)  
Alphonso Williams (85, 86, 87, 88)  
Efferin Macon (89)  
Tyronne Buckner (89)  
Erorl McCorvey (89, 90, 91)  
Shawn Gay (92)  
Harold Battles (92, 93, 94, 95, 96)  
Atreus Bell (98, 99, 00, 01)  
Willie Reid (02, 03, 04, 05)  
Anthony Leon (06, 07)  
A.J. Alexander (08, 09, 10)  
Arrington Jenkins (11)  
Xavier Pryce (11)  
P.J. Williams (12, 13, 14)  
Johnathan Vickers (15, 16, 17, 18)  
DeCalon Brooks (17)  
Joseph Schergen (17)  
Asante Samuel (18, 19, 20)  
Bryson Hill (20)  
Kevin Knowles II (21)  
Caziah Holmes (22)  
Dwayne Wells Jr. (22)

**27**

Harold Conrad (47)  
Billy O'Steen (48)  
Louie Sutton (49)  
Preston Bradley (50, 51, 52)  
Eddie Dykes (52)  
Sam Platt (78, 79, 80)  
Gene Cox (55)  
Stan Dobosz (56, 57)  
Jack Espenshig (58, 59)  
Don Davis (60)  
Joby Kidd (60)  
Tom Haney (61)  
Phil Spooner (62, 63, 64, 65)  
Billy Richardson (64)  
Doug Mitchell (68)

Arthur Munroe (69, 70, 71)  
Mike McGowan (72)  
Ken Johnson (73)  
Mike Harder (74)  
Vic Fowler (75, 76, 77)  
Pat Tesesco (77)  
Michael Whiting (78, 79, 80, 81)  
Lenx Jackson (82, 83)  
Randy White (83)  
Victor Floyd (84, 85, 86, 87, 88)  
Terrell Buckley (89, 90, 91)  
Brian Xanders (92)  
Rodney Wells (93, 94, 95)  
Tay Cody (96, 97, 98, 99, 00)  
Claudius Osei (01, 02, 03, 04)  
Pat Davis (05)  
Russell Ball (05, 06, 07)  
Jesse Outlaw (06)  
John McKnight (06)  
Terrance Parks (08)  
Xavier Rhodes (09, 10, 11, 12)  
Jordan Stanley (10)  
Chris Brown (12)  
Marquez White (13, 14, 15, 16)  
Tyria Withers (17)  
Zaquandre White (17, 18)  
Ontaria Wilson (17, 18)  
Akeem Dent (19, 20, 21, 22)  
Fernando Padron (20)

**28**

Addison Meade (47)  
Tiff Goza (49)  
Pat Harris (50)  
Bobby Fiveash (51, 52, 53)  
Stephen Dean (55)  
Larry Weber (56)  
Wes Minton (56, 57)  
Pete Overton (57)  
Jim Hooks (58)  
Wayne Shewey (58)  
Al Beccaccio (60)  
Jerry Gray (60)  
Don Floyd (61)  
Winfred Bailey (62, 63, 64)  
Alan LaMarche (64)  
T.K. Wetherell (65, 66, 67)  
John Lanahan (68)  
Robert Ashmore (69, 70, 71)  
Mike Davison (72, 73, 74)  
Jessie Corner (74)  
Jerome Davis (76)  
Keith Jones (78, 79, 80)  
Rocky Kinsey (81, 82, 83, 84)  
Dedrick Dodge (85, 86, 87, 88, 89)  
Corey Fuller (90, 91)  
Sean Hamlet (92)  
Warrick Dunn (93, 94, 95, 96)  
Chris Hope (98, 99, 00, 01)  
Ryan Reynolds (01)  
Lorenzo Booker (02, 03, 04, 05, 06)  
Pat Davis (07)  
Dionte Allen (07, 08, 09)  
Nigel Terrell (11, 12, 13)  
Emmanuel Johnson (14)  
Malique Jackson (14, 15, 16, 17)  
Gilbert Henric (16, 17)  
D'Marcus Adams (18, 19)  
DeCalon Brooks (18, 19, 20, 21)  
Reggie Harden (20)  
Brendan Gant (22)

**29**

Jim DeCosmo (47)  
Ted Martin (48)  
Charlie Johnson (49)  
Sumter Powell (49)  
Ernie Huggett (50, 51)  
Hal Powell (52)  
Bill Swilley (54)  
Carmen Battaglia (55, 56)  
Pappy Rozman (57)  
Ron Hinson (69)  
Tom Hillabrand (60, 61, 62)  
Joe Huxel (63)  
Joe Petko (63, 64, 65)  
Bill Moremen (64)  
John Hurst (66)  
Skip Lewis (66)  
Doug Mitchell (67)  
Chuck Pickens (67)  
Benny Rust (68, 69, 70)  
Jim Dundala (71)  
Dano Fiore (71, 72)  
Fred Miller (72, 73, 74, 75)  
Ernie Washington (77)  
Sam Platt (78, 79, 80)  
Mike Whigham (81, 82)  
Brian Harlow (82, 83)  
Barry Ward (84)  
Bill Richardson (85)  
Lawrence Dawsey (86, 87, 88, 89, 90)  
Scott Player (91)  
Sean Liss (92, 93, 94, 95, 96)  
Billy Richardson (93)  
Farrell Spensor (93)  
Shevin Smith (94)  
Bill Gramatica (96)

**30**

Red Parish (47)  
Dick Kendall (48)  
Vic Szczepanik (49, 50, 51, 52)  
Hobo Ackerman (54)  
Bill Moremen (65, 66, 67)  
Barry Wenhold (68)  
Tom Bailey (68, 69, 70)  
Reese Rainey (69)  
Brent Norris (71, 72)  
John Kilmurray (73)  
Lester Payton (73)  
Steve Hanks (73)  
Jeff Leggett (74, 75, 76)  
Nat Italiano (77)  
Keith Kennedy (77, 78, 79)  
Larry Harris (80, 81, 82, 83)  
Terry Griggley (84, 85)  
Tanner Holloman (85, 86)  
Stanley Hall (87)  
Tommy Henry (88, 89)  
Chris Keen (90)  
O'Mar Ellison (90, 91, 92, 93, 94)  
Jeremi Rudolph (95)  
Shevin Smith (95, 96, 97)  
Damon Carroll (97)  
Stanford Samuels (98, 99)  
Brandon Myers (98, 99)  
Leroy Smith (00)  
Patrick Newton (00, 01, 02)  
Ryan Reynolds (03)  
Lamar Lewis (04, 05)  
Pat Davis (06, 08)  
Derek Nicholson (07, 08)  
Jajuan Harley (09, 10)  
Tyler Hunter (11)  
Ryan DiMarco (11, 12)  
Colin Blake (12, 13, 14)  
K.J. Pittman (13)  
Sh'Mar Kilby-Lane (15, 16)  
Jalen Wilkerson (17)  
Tommy Martin (17, 18, 19, 20)  
Quashon Fuller (19, 20, 21)  
D.J. Daniels (21, 22)

**31**

Jack Tully (47)  
Dick Peterson (48, 49, 50)  
Jimmy Lee Taylor (51, 52, 53, 54)  
Billy Cox (65)  
Bill Gunter (66, 67, 68)  
Paul Magalski (69, 70, 71)  
Mark Dowey (72)  
Jeff Chestnut (72)  
Randy Kaiser (72, 73, 74)  
Vivie Falana (74)  
Gator Cherry (75, 76, 77, 78, 79)  
Ernie Sims (80)  
Billy Allen (81, 82, 83, 84)  
Michael Tanks (85)  
Stanley Hall (86)  
Marion Butts (87, 88)  
Laron Brown (89, 90, 91, 92)  
Pooh Bear Williams (93)  
Joe Lamarr (94, 95, 96, 97, 98)  
Bryant McFadden (00)  
Dominic Robinson (01)  
Thomas Clayton (02)  
Roger Williams (03, 04)  
Joe Manning (05)  
Toddrick Verdell (06, 07, 08)  
Venture Watkins (09)  
Terrence Brooks (10, 11, 12, 13)  
Ryan Feely (14, 15)  
Colin Blake (15)  
Tres Copeland (15)  
Vincent Kerr (15)  
Omari Albert (16)  
Kris Dixon (16, 17, 18)  
Ellis Singletary (79, 80)  
Raymond Woodie (19, 20)  
Jaden Floyd (21)  
Demorie Tate (22)

**32**

Ed Ouligley (47)  
Red Parish (48, 49)

Tommy Polley (97, 98, 99, 00)  
P.J. Selvidio (01)  
Willie Jones (01, 02, 03)  
Mikhal Konegay (04)  
Tony Carter (04)  
Chris Martin (04)  
Michael Ray Garvin (05, 06, 07, 08)  
Joche Norona (07)  
Kendall Smith (09, 10)  
Chris Finn (10)  
Eric Beverly (11)  
Lennox Kennedy (11)  
Dillon Kidd (11, 12)  
Nate Andrews (13, 14, 15, 16, 17)  
D.J. Matthews (17, 18)  
Isaiah Bolden (18, 19, 20)  
Tre Young (19)  
Alex Mastromanno (21, 22)  
Rodney Hill (22)

Red Parish (47)  
Dick Kendall (48)  
Vic Szczepanik (49, 50, 51, 52)  
Hobo Ackerman (54)  
Bill Moremen (65, 66, 67)  
Barry Wenhold (68)  
Tom Bailey (68, 69, 70)  
Reese Rainey (69)  
Brent Norris (71, 72)  
John Kilmurray (73)  
Lester Payton (73)  
Steve Hanks (73)  
Jeff Leggett (74, 75, 76)  
Nat Italiano (77)  
Keith Kennedy (77, 78, 79)  
Larry Harris (80, 81, 82, 83)  
Terry Griggley (84, 85)  
Tanner Holloman (85, 86)  
Stanley Hall (87)  
Tommy Henry (88, 89)  
Chris Keen (90)  
O'Mar Ellison (90, 91, 92, 93, 94)  
Jeremi Rudolph (95)  
Shevin Smith (95, 96, 97)  
Damon Carroll (97)  
Stanford Samuels (98, 99)  
Brandon Myers (98, 99)  
Leroy Smith (00)  
Patrick Newton (00, 01, 02)  
Ryan Reynolds (03)  
Lamar Lewis (04, 05)  
Pat Davis (06, 08)  
Derek Nicholson (07, 08)  
Jajuan Harley (09, 10)  
Tyler Hunter (11)  
Ryan DiMarco (11, 12)  
Colin Blake (12, 13, 14)  
K.J. Pittman (13)  
Sh'Mar Kilby-Lane (15, 16)  
Jalen Wilkerson (17)  
Tommy Martin (17, 18, 19, 20)  
Quashon Fuller (19, 20, 21)  
D.J. Daniels (21, 22)

Buddy Bryant (47)  
Bo Manuel (48, 49)  
James McKeown (50)  
Bob Wodrich (50, 51, 52)  
Bruce Pacetti (53)  
Gene Cox (54)  
Butch Riser (65, 66)  
Grant Guthrie (67, 68, 69)  
Clint Parker (70)  
Steve Hardin (71)  
Mack Brown (72)  
Rudy Thomas (73, 74, 75, 76)  
James Harris (78, 79, 80, 81)  
Pat Cicalese (82, 83)  
Terry Robinson (84)  
Bill Richardson (84)  
Sammie Smith (85, 86, 87, 88)  
Dominic Ross (89)  
David Dees (89, 90)  
Tiger McMillon (90, 91, 92, 93, 94)  
Dee Feaster (95, 96, 97, 98)  
Lemar Parrish (99, 00, 01)  
Greg Tony (00)  
Willie Reid (01)  
Leon Washington (02)  
Kashey Anderson (03)  
Jermaine McArroy (03)  
Jamaal Edwards (04, 05, 06, 07)  
Ty Jones (08, 09, 10, 11)  
Xavier Pryce (12)  
Kevin Haplea (12, 13, 14)  
Freddie Stevenson (13)  
Jonathan Hernandez (13)  
Colton Plante (15, 16, 17)  
Kameron House (17)  
Amari Gainer (18, 19, 20, 21, 22)

J.P. Love (47)  
Bob Case (48)  
Billy Kelly (49)  
Wade Watford (49)  
Dick Turk (50, 51, 52)  
Ron Schomburger (54)  
Frank Loner (65)  
Ron Sellers (66, 67, 68)  
RETIRED for Ron Sellers (68)  
Ernie Sims (03, 04, 05)

**34**  
J.P. Love (47)  
Bob Case (48)  
Billy Kelly (49)  
Wade Watford (49)  
Dick Turk (50, 51, 52)  
Ron Schomburger (54)  
Frank Loner (65)  
Ron Sellers (66, 67, 68)  
RETIRED for Ron Sellers (68)  
Ernie Sims (03, 04, 05)

**35**  
Bob Fegers (47)  
Bill Ouligley (48)  
Dan McClure (49)  
Bill Hingson (49)  
Pten Phelps (50)  
Steve Kalenich (50, 51, 52, 53)  
Tommy Bouchias (54)  
Vic Prinzi (54)  
Mike Gosack (65, 66)  
John Gray (67, 68, 69, 70)  
Randy Shively (71, 72)  
Brooks Burroughs (73)  
Leon Bright (74, 75, 76)  
Ernie Sims (77, 78, 81)  
Ellis Singletary (79, 80)  
Horace Wilmont (82, 83)  
John Hadley (84, 85)  
Lenny Sutton (86)  
Chris Parker (87, 88, 89, 90)  
Sean Jackson (91, 92, 93)  
Dante Snodgrass (93)

Bill Driver (50, 51)  
Lou Leonhardt (52)  
Fred Twomey (53)  
Tad Rodrigue (54)  
Billy Richardson (65, 66)  
Ted Archer (66)  
Barry Wenhold (67)  
Ed Chereskoff (67, 68, 69)  
Eddie Davis (69)  
Ed Davis (71, 72, 73)  
Mike Barnes (74, 75)  
Greg Ramsey (77, 78, 79)  
Darish Davis (80, 81)  
Martin Mayhew (83, 84, 85, 86, 87)  
Paul Moore (88, 89, 90, 91)  
Zack Crockett (92, 93, 94)  
Khalid Abdullah (95, 96, 97)  
Clay Terrell (98)  
Quinton Callum (98)  
Jean Jeune (98, 99, 00)  
Leroy Smith (01, 02, 03, 04)  
Joe Surratt (05, 06, 07, 08)  
Brandon Simmons (10)  
Sean Tidmus (11, 12)  
James Wilder (11, 12, 13)  
Larry Lawson (14)  
Tres Copeland (14)  
Steven Williams (14, 15, 16)  
Array Culmer (16, 17, 18)  
Gabe Nabers (18, 19)  
Stephen Dix Jr. (20, 21, 22)  
Jeremiah Gledrys (22)

**36**  
Joe Crona (47, 48)  
Bob Waff (49)  
Ed Lockard (50, 51)  
Bobby Ammons (52)  
Gerald Davies (53)  
Bill Brown (54)  
Fred Olear (70, 71, 72)  
Doug Glosston (73)  
Jimmy Heggins (74, 75)  
Chip Sanders (76, 77, 78)  
Cliff Holiday (79, 80, 81, 82)  
Jim Graganella (83)  
Cleveland McNabb (84)  
Eric Stiehl (84, 85, 86)  
Kelvin Smith (87, 88, 89, 90)  
Kevin Adams (90)  
Ken Alexander (90, 91, 92, 93)  
James D'Amico (94)  
Dennis Andrews (94, 95)  
Vannez Gooch (96)  
William McCray (97, 98, 99, 00)  
James Buchanan (01, 02)  
P.J. Selvidio (02)  
James Coleman (03, 04, 05)  
Dekoda Watson (06, 07, 08, 09)  
Jere Daniels (05)  
George Gould (72)  
Steve Vickers (73)  
Ralph Pettrillo (73)  
Jeff Ridings (74, 75, 76)  
Reggie Herring (77, 78, 79, 80)  
Manny Carballo (81, 82)  
Mike Hutto (83)  
Ron Moore (84)  
Brian Davis (84, 85, 86, 87, 88)  
Ed Clark (88, 89, 90, 91, 92)  
Melvin Pearsall (93)  
Hank Grant (94, 95, 96, 97)  
Ryan Sprague (98)  
Chad Maeder (99, 00, 01)  
Marcello Church (02, 03, 04, 05)  
Ochuko Jenile (06)  
Bernard Brinson (07)  
Rod Roberts (07)  
Tavares Pressley (08, 09, 10)  
Jeff Taccetta (09)  
Nick Myers (10)  
Chad Colley (11)  
Jared Trenton (11)  
David Tyrrell (11)  
Donovan Todd (12)  
Hart Hayes (12)  
Justin Allred (13)  
Bryan LaCivita (13)  
Mitchell Zak (14)  
Claudio Williams (16, 17, 18)  
DeAndre Emeric (19)  
Josh Griffin (20)  
Vance Nicklaus (21, 22)  
Jaden Floyd (22)

**37**  
Bill Fannin (47)  
Whitley Urquhart (48, 49)  
Dick Sutherland (50)  
Johnny Sheppard (51)  
Jeff Taccetta (09)  
Harry Massey (53, 54)  
Oscar Roberts (71, 72)  
Jesse Forbes (73)  
Walt McCully (73)  
Danny Greene (74)  
Ralph Pettrillo (74)  
Greg Ramsey (75)  
Chip Sanders (75)  
Mike Smith (77)  
Greg Cary (79, 80)  
John Feagin (81, 82)  
Cleveland McNabb (83)  
Stan Shiver (84, 85, 86, 87, 88)  
Mack Knight (89)  
Kevin Miller (89)  
Sean Jackson (90)  
Chris Keen (91, 92)  
Jeremy Morris (93)  
Kendrick Scott (93, 94)  
Dallas Johnson (95)  
Marcus Bullock (95, 96)  
Shawn McCorkel (96, 97, 98)  
Forrest Green (99)  
Pete Henderson (97)  
Chance Gwaltney (99, 00, 01, 02)  
Chase Gossage (03, 04, 05, 06)  
Rodney Gallon (04, 05, 06, 07)  
Zach Hobby (08)  
Ed imeokparia (08, 09, 10)  
Nathan Brazeau (09, 10, 11)  
Keelin Smith (11, 12, 13, 14, 15)  
Austin Stowers (12)  
Cameron Budde (13)  
Brandyn Musgrave (13, 14)  
Tom DeLopez (64)  
Lee Narramore (64)  
Mike Blatt (65, 66, 67)  
Duane Carrell (68)  
Brent Gilman (68, 69)  
Eddie McMillan (70, 71, 72)  
Ben Graham (73)

**38**  
Lem Davis (47)  
Jack Tully (48)  
Bob Tully (49, 51)  
Walt Miller (50)  
Tommy Betts (50)  
Fred Kendall (52)  
Keith Garman (52)  
Buzzy Lewis (71, 72, 73)  
Mike Kincaid (75)  
Larry Ellison (77)  
Kelly Burney (78, 79, 80)  
Ken Roe (81, 82, 83)  
Paul McGowan (84, 85, 86, 87)  
Jason Carr (88)  
David Bassett (89, 90)  
Scott Holmes (91, 92, 93)  
Dan LaRose (93)  
Mike Miranda (94)  
Mario Edwards (95)  
Rendell Lion (95)  
Sebastian Janikowski (97, 98, 99)  
Greg Jones (00)  
Paul Irons (01, 02, 03, 04)  
Clarence Ward (05)  
Sean Compton (06, 07)  
Jermaine Thomas (08, 09, 10, 11)  
Darren Edwards (09, 10)  
Jonathan Akanbi (12, 13)  
Cason Beatty (12, 13, 14, 15)  
Izaiah Prouse-Lackey (16, 17, 18)  
Treshaun Ward (19, 20)  
Malakai Menzer (20)  
Shyheim Brown (21, 22)

**39**  
Truby Shaw (47)  
Bill Dawkins (48, 49, 50, 51)  
Sy Masarsky (49)  
Eddie Johnson (52, 53)  
Jere Daniels (54)  
George Gould (72)  
Steve Vickers (73)  
Ralph Pettrillo (73)  
Jeff Ridings (74, 75, 76)  
Reggie Herring (77, 78, 79, 80)  
Manny Carballo (81, 82)  
Mike Hutto (83)  
Ron Moore (84)  
Brian Davis (84, 85, 86, 87, 88)  
Ed Clark (88, 89, 90, 91, 92)  
Melvin Pearsall (93)  
Hank Grant (94, 95, 96, 97)  
Ryan Sprague (98)  
Chad Maeder (99, 00, 01)  
Marcello Church (02, 03, 04, 05)  
Ochuko Jenile (06)  
Bernard Brinson (07)  
Rod Roberts (07)  
Tavares Pressley (08, 09, 10)  
Jeff Taccetta (09)  
Nick Myers (10)  
Chad Colley (11)  
Jared Trenton (11)  
David Tyrrell (11)  
Donovan Todd (12)  
Hart Hayes (12)  
Justin Allred (13)  
Bryan LaCivita (13)  
Mitchell Zak (14)  
Claudio Williams (16, 17, 18)  
DeAndre Emeric (19)  
Josh Griffin (20)  
Vance Nicklaus (21, 22)  
Jaden Floyd (22)

**40**  
Bob Lanigan (47)  
J.P. Love (48)  
Joe Marcus (49)  
Don Gladden (50)  
Marvin Molnow (51)  
Frank Henico (52)  
Shawn McCorkel (96, 97, 98)  
Eugene Phillips (53)  
Vince Gibson (54)  
Larry Cummings (56)  
Terrell Teague (57, 58)  
Paul Pasquale (58)  
Doug Williams (60)  
Jack Forehand (60)  
Buck Carlton (61)  
Doug Messer (61, 62, 63)  
Tom DeLopez (64)  
Lee Narramore (64)  
Mike Blatt (65, 66, 67)  
Duane Carrell (68)  
Brent Gilman (68, 69)  
Eddie McMillan (70, 71, 72)  
Ben Graham (73)



# ALL-TIME JERSEY NUMBERS

MEDIA

PREVIEW

TEAM

COACHES

REVIEW

HONORS

PROS

RECORDS

FSU

Bobby Jackson (74, 75, 76, 77)  
Ozzie Harrell (78)  
Gary Henry (78, 79, 80, 81, 82)  
Wayne Jones (81)  
Greg Newell (83, 84, 85, 86, 87)  
David Bassett (88)  
David Stallworth (88, 89, 90, 91)  
Alonzo Horner (92, 93)  
Lamont Green (94, 95, 96)  
Tony Bryant (97, 98)  
Allen Augustin (00, 01, 02, 03)  
Darius McClure (04)  
Roosevelt Lawson (05)  
Matt Dunham (06, 07, 08, 09, 10)  
Rod Roberts (08)  
Jonathan Akanbi (11)  
Kendall Fullington (11, 12, 13)  
Danny Adams (12, 13, 14)  
Parker Conley (13)  
Nick Patti (14, 15, 16)  
Ken Burnham (15, 16, 17, 18)  
Dwight Lomax (17)  
Ethan Umstead (19, 20)  
Jordan Wilson (20)  
Jordan Eubanks (21)  
Jordan McCaslin (22)

**41**

C.E. Silas (47)  
Bob Browning (48)  
Wayne Hosafros (48)  
Dwight Osha (49, 50)  
Vern Freeze (51)  
B.F. Garrett (52)  
Benny Fancher (53)  
Pat Versprille (54)  
Joe Holt (55, 56)  
Dink Lawrence (58)  
Nehmy Schou (59, 60)  
Bill Tinsley (60)  
Gene Roberts (61, 62, 63)  
Bob Menendez (64, 65)  
John Crowe (66, 67, 68)  
Bill Yeldell (68)  
Calvin Patterson (69)  
Johnny Martin (70)  
Mark Reeves (72)  
Phil Cahoon (73, 74)  
Gary Woolford (75, 76)  
Joe Demarest (77)  
Everett DeVeaue (78)  
Tommy Young (79, 80)  
Cedric Jones (81, 82, 83, 84)  
Ed Clark (85, 86, 87)  
Chris Hall (88, 89)  
Tommy Henry (90, 91, 92)  
Phillip Simpson (93)  
Jason Poppell (94)  
Marlin Green (95)  
Brian Allen (96)  
Ben Waltrip (98)  
Lee Weaver (99, 00, 01)  
Kyler Hall (01, 02, 03, 04, 05)  
Sedrick Holloway (06)  
Kendall Smith (07, 08)  
James Escó (99)  
Chad Abram (10, 11, 12, 13)  
Owen Harris (12)  
Donovan Todd (13)  
Cameron Budde (14)  
Lorenzo Featherston (14, 15)  
Jack Steed (16)  
Zachary Weber (17)  
Michael Barulich (18)  
Joseph Garcia (18)  
Nolan McDonald (19)  
Grant Glennon (20)  
Ben Ostaszewski (20)  
Joe Lang (21)  
AJ Cottrill (22)

**42**

Dan McClure (47)  
Walter Foy (48, 49)  
George Edmiston (49)  
Nelson Italiano (50, 51, 52)  
Rod Ward (54)  
John Griner (55)  
Frank Scheible (56)  
Carmen Battaglia (57)  
Pappy Rozman (58)  
Paul Andrews (59, 60, 61)  
Ralph Norman (62)  
Dave Hall (63)  
Les Murdock (63, 64)  
Alan LaMarche (65)  
Bill Cheshire (67, 68, 69)  
Ron Ratliff (70, 71, 72)  
Joe Blizzard (73)  
Ben Camps (73, 74, 75, 76)  
Hector Gray (77)  
Monk Bonasorte (77, 78, 79, 80)  
Ouent Reed (81)  
Cletis Jones (82, 83, 84, 85)  
Reno Fells (86)  
Felton Cook (87)  
John Merna (87, 88)

Amp Lee (89, 90, 91)  
Mike Gibson (92)  
Jermaine Green (93, 94, 95)  
Kwaesi Palmer (96, 97)  
Jerel Hudson (98, 99, 00, 01, 02)  
Anthony Bredwood (03)  
Kenny Ingram (04, 05)  
Sedrick Holloway (07, 08)  
Marcus Gadson (08)  
Ronald Brilzius (09, 10)  
Cory Cox (11)  
Lamarus Brutus (11, 12, 13, 14, 15)  
Shayne Broxsie (13)  
Isaiah Denman (16)  
Richard Garzola (17)  
Garrett Murray (18, 19, 20, 21, 22)  
Jaleel McRae (19, 21)  
Deonte Williams (20)  
Harold Stubbs IV (22)

**43**

Ken MacLean (47, 48, 49)  
Dick Turk (49)  
Wayne Benner (50, 51)  
Roland Moore (52)  
Buddy Newsome (52)  
Bob Barber (53, 54)  
Emil Abood (55, 56)  
Lou Manning (57)  
Fred Pickard (58, 59)  
John McConaughay (60, 61)  
Dick Radtzenzel (61)  
George D'Allesandro (62)  
Howard Ehler (63, 64, 65)  
Hal Montgomery (66, 67, 68)  
John Montgomery (69, 70, 71)  
Earl Humes (72, 73, 74)  
Hector Gray (78, 79)  
Homer Thomas (80)  
Brian McCrary (81, 82, 83, 84)  
Reno Fells (85)  
LeRoy Butler (86)  
John Wyche (86)  
Ray Gibson (87)  
Bill Mason (88, 89, 90)  
Eric Smith (91, 92, 93, 94)  
Ronney Daniels (95)  
Jason Poppell (95, 96)  
Bill Gramatica (97)  
Billy Rhodes (98)  
Randy Goughly (99, 00, 01)  
Bryce Cox (01)  
Torrance Washington (02)  
Gordy Reid (03)  
Joe Manning (04)  
John Peacock (04)  
Graham Gano (05, 06, 07, 08)  
Vincent Zann (07, 08)  
Anthony Porterfield (09, 10, 11, 12)  
Nigel Terrell (10)  
Glenn Hall (11)  
Frank Nicholas (11, 12)  
Peter Ciappetta (13)  
Desmond Hollin (13, 14)  
Ebo Entsuah (13, 14)  
Xavier Hurge (15, 16)  
Jake Duff (16, 17)  
Joseph Schergen (18, 19)  
Keoki Abasiol (20)  
Jaylon McCluster (20, 21)  
Mac Chiumento (22)

**44**

Bill Benz (47)  
Buddy Strauss (48, 49)  
Mike Sellers (50, 51)  
Ray Inlow (52)  
Gene Kahlich (52)  
Bud Leonard (53, 54, 55)  
Eddie Johnson (56, 57)  
Jim Calhoun (58, 59)  
Ed Parker (60)  
Marion Roberts (61, 62, 63)  
Jim Mankins (65, 66)  
John Pittman (67)  
Buddy Gridley (69, 70, 71)  
Hodges Mitchell (72, 73)  
Larry Key (74, 75, 76, 77)  
Ricky Williams (79, 80, 81, 82)  
Chuck Wells (83, 84, 85, 86)  
Pete Pappas (85)  
John Wyche (87, 88, 89, 90)  
William Floyd (91, 92, 93)  
Daryl Bush (94, 95, 96, 97)  
Bradley Jennings (98, 99, 00, 01)  
Sam McGrew (02, 03, 04, 05)  
Sean Compton (05)  
Marcus Ball (06)  
Erik Stapleton (07)  
Maurice Harris (07, 08, 09)  
Ricky Yates (09)  
Will Tye (10, 11, 12)  
Derek Williams (11, 12)  
Cameron Ponder (13, 14)  
DeMarcus Walker (13, 14, 15, 16)  
Chandler Marshall (17)

Grant Glennon (18, 19)  
Brendan Gant (19, 20)  
Joshua Farmer (21, 22)

**45**

Fred Schneider (47)  
Al Tharpe (48)  
Sedrick Holloway (48)  
Curt Campbell (49, 50, 51, 52)  
Bob Bates (53)  
Bob Morris (54)  
Roger Brownlee (79, 80, 81)  
Isaac Williams (82, 83, 84, 85)  
Reggie Johnson (86, 87)  
Kirk Carruthers (88, 89, 90, 91)  
Henri Crockett (92, 93, 94, 95, 96)  
Lamont Green (97, 98)  
Darnell Dockett (99, 00, 01, 02, 03)  
Chad Canfield (04)  
Charlie Graham (05, 06, 07)  
Michael Hellman (08)  
Shawn Powell (08, 09, 10, 11)  
Jim Dolan (11)  
Nathan Slater (12, 13)  
Will Burnham (12, 13, 14)  
Buddy Newsome (14, 15, 16, 17)  
Demetrius Artis (18)  
Tyler Gilroy (19)  
Preston Daniel (20, 21, 22)  
Tylus Hancock (20, 21)  
Danj Altine (22)

**46**

Chris Kalfas (47)  
Joe Marcus (48)  
Johnny Thombleson (48)  
Frank Marcus (49)  
Jack Phillips (50)  
Gene Bridges (51)  
Tom Nadrick (51)  
Stan Dobosz (52, 53)  
Burt "Buddy" Reynolds (54)  
John Crowe (66, 67, 68)  
Arthur Munroe (68)  
Brian Bengtson (70, 71)  
David Miles (72, 73)  
Detroit Reynolds (73)  
Lee Nelson (74, 75)  
Ivory Joe Hunter (76, 77, 78, 79)  
Mark Rodrigue (80, 81)  
Stuart Wyatt (82, 83, 84)  
Felton Hayes (84, 85, 86, 87)  
Ray Bell (89)  
Keith Jones (90)  
Derrick Clark (91)  
Phil Labedzki (92)  
Travis Sherman (92, 93, 94, 95)  
Tommy Poley (96)  
Michael Hamilton (98, 99)  
Gennaro Jackson (00, 01)  
Nate Hardage (02, 03)  
Barry Wright (04, 05)  
Anthony Houllis (05, 06, 07)  
Antonio White (07)  
Vince Williams (08)  
Vincent Zann (09, 10)  
Jonathan Johnson (10, 11, 12)  
Joe Harmon (11, 12)  
Paul Aloise (13)  
Kain Daub (14)  
Jayon Young (14, 15)  
Daniel Maddox (16)  
John Moschella (17, 18)  
D.J. Lundy (20, 21, 22)  
David Slickle (20)

**49**

Charles McMillan (47)  
Dan McClure (48)  
Dick Williams (48)  
Harry Bringer (49, 50, 51, 52)  
Ivin Barwick (52)  
Sonny Shroyer (53)  
Leon Bryant (54)  
Terry Eagerton (67, 68)  
Guy Glisson (69, 70, 71)  
Bill Johnson (72)  
Bruce Bell (73)  
Brooks Burroughs (74)  
Steve Vickers (75)  
Ernie Washington (76)  
David Hanks (77, 78)  
Ken Burnett (79)  
Herbert Butler (80)  
Tony Smith (81, 82, 84, 85)  
Dayne Williams (86, 87, 88)  
Jason Peirce (89, 90, 91, 92)  
David Walker (93)  
Eric Black (93)  
John McCorvey (94)  
James D'Amico (95)  
Bobby Rhodes (96, 97, 98, 99)  
Brett Cimorelli (00, 01, 02, 03)  
Brandon Myers (01, 02)  
Chad Canfield (03)  
Joe Surratt (04)  
Anthony Kelly (05, 06, 07)  
Jonathan Person (06, 07)  
Benjamin Lampkin (06, 07, 08)  
Brandon Jenkins (09, 10, 11)  
Donald Chenault (12)  
Colton Woodall (12, 13)  
Jake Romano (13)  
Andre Walker (14)  
Jonathan Hernandez (14, 15)  
Brandyn Musgrave (15)  
N'Namdi Green (16)  
Cedric Wood (16, 17, 18, 19)  
Alex Mastromanno (20)  
James Rosenberry Jr. (21, 22)

**47**

Al Tharpe (47)  
Monte May (48, 49, 50)  
Bill Whaley (51, 52)  
Willie Gardner (54)  
Joe Benson (66, 67, 68)  
George Davis (69, 70)  
Chip Harris (70)  
David McNish (71)  
Brian Bengtson (72)  
David McGinn (73)  
Joe Joyner (74)  
Nat Terry (74, 75, 76, 77)  
Tim Koehnemann (78)  
Bryan Cobb (79, 80)  
Brian Williams (80, 81, 82, 83, 84)  
Stuart Wyatt (85)  
Kevin Grant (85, 86, 87, 88, 89)  
William Floyd (90)  
James Roberson (91, 92, 93, 94)  
Vernon Crawford (95, 96)  
Keith Cottrell (97, 98, 99, 00)  
Xavier Beitia (01, 02, 03, 04)  
Corey Mangum (05)  
Mister Alexander (06, 07)  
Mick Moody (08)  
Michael Schill (09)  
Jonathan Wallace (09, 10)

Tank Sessions (10, 11)  
Cory Cox (12)  
Kory Burnett (13)  
Stephen Gabbard (14, 15, 16, 17)  
Joseph Garcia (17, 19)  
Carter Boatwright (20, 21)  
Marshall Hillaman (20, 21)  
Jimmy Casey (22)

**48**

Jim Costello (47)  
Layman Bond (48)  
Bob Johnson (49)  
Raulie Raulerson (49)  
George Storey (50)  
Ronnie King (51)  
Troy Barnes (52)  
Len Swantic (53, 54)  
James Jarrett (68, 69, 70, 71)  
Randy Coffield (72)  
Don Huzzie (72)  
Mike Norman (72)  
Ralph Petrillo (72)  
Rocky Graziano (73)  
Larry Jones (74)  
Greg Pittman (74)  
Mark Lyles (76, 77, 78, 79)  
Prince Matt (80, 81, 82, 83, 84)  
David Palmer (84, 85, 86, 87)  
Frank Romeo (87, 88)  
Willie Pauldo (89, 90, 91)  
Todd Rebol (92, 93, 94, 95)  
Bryne Malone (96, 97, 98)  
Alonzo Jackson (99, 00, 01, 02)  
Chris Hall (03, 04, 05)  
Ricardo Wright (06, 07, 08, 09)  
Daniel Gard (09, 10)  
Jeff Luc (10, 11)  
Glenn Hall (12)  
Dixon Phillips (12)  
Dorsey Moore (13, 14)  
Johnnie St. Louis (13, 14)  
Vernon Norwood (15, 16)  
Ben Hoyle (17)  
Armani Kerr (18, 19)  
Caden Cunningham (20)  
Jarrett Jackson (20, 21)  
Jackson West (21, 22)

Charles McMillan (47)  
Dan McClure (48)  
Dick Williams (48)  
Harry Bringer (49, 50, 51, 52)  
Ivin Barwick (52)  
Sonny Shroyer (53)  
Leon Bryant (54)  
Terry Eagerton (67, 68)  
Guy Glisson (69, 70, 71)  
Bill Johnson (72)  
Bruce Bell (73)  
Brooks Burroughs (74)  
Steve Vickers (75)  
Ernie Washington (76)  
David Hanks (77, 78)  
Ken Burnett (79)  
Herbert Butler (80)  
Tony Smith (81, 82, 84, 85)  
Dayne Williams (86, 87, 88)  
Jason Peirce (89, 90, 91, 92)  
David Walker (93)  
Eric Black (93)  
John McCorvey (94)  
James D'Amico (95)  
Bobby Rhodes (96, 97, 98, 99)  
Brett Cimorelli (00, 01, 02, 03)  
Brandon Myers (01, 02)  
Chad Canfield (03)  
Joe Surratt (04)  
Anthony Kelly (05, 06, 07)  
Jonathan Person (06, 07)  
Benjamin Lampkin (06, 07, 08)  
Brandon Jenkins (09, 10, 11)  
Donald Chenault (12)  
Colton Woodall (12, 13)  
Jake Romano (13)  
Andre Walker (14)  
Jonathan Hernandez (14, 15)  
Brandyn Musgrave (15)  
N'Namdi Green (16)  
Cedric Wood (16, 17, 18, 19)  
Alex Mastromanno (20)  
James Rosenberry Jr. (21, 22)

Charles McMillan (47)  
Dan McClure (48)  
Dick Williams (48)  
Harry Bringer (49, 50, 51, 52)  
Ivin Barwick (52)  
Sonny Shroyer (53)  
Leon Bryant (54)  
Terry Eagerton (67, 68)  
Guy Glisson (69, 70, 71)  
Bill Johnson (72)  
Bruce Bell (73)  
Brooks Burroughs (74)  
Steve Vickers (75)  
Ernie Washington (76)  
David Hanks (77, 78)  
Ken Burnett (79)  
Herbert Butler (80)  
Tony Smith (81, 82, 84, 85)  
Dayne Williams (86, 87, 88)  
Jason Peirce (89, 90, 91, 92)  
David Walker (93)  
Eric Black (93)  
John McCorvey (94)  
James D'Amico (95)  
Bobby Rhodes (96, 97, 98, 99)  
Brett Cimorelli (00, 01, 02, 03)  
Brandon Myers (01, 02)  
Chad Canfield (03)  
Joe Surratt (04)  
Anthony Kelly (05, 06, 07)  
Jonathan Person (06, 07)  
Benjamin Lampkin (06, 07, 08)  
Brandon Jenkins (09, 10, 11)  
Donald Chenault (12)  
Colton Woodall (12, 13)  
Jake Romano (13)  
Andre Walker (14)  
Jonathan Hernandez (14, 15)  
Brandyn Musgrave (15)  
N'Namdi Green (16)  
Cedric Wood (16, 17, 18, 19)  
Alex Mastromanno (20)  
James Rosenberry Jr. (21, 22)

Charles McMillan (47)  
Dan McClure (48)  
Dick Williams (48)  
Harry Bringer (49, 50, 51, 52)  
Ivin Barwick (52)  
Sonny Shroyer (53)  
Leon Bryant (54)  
Terry Eagerton (67, 68)  
Guy Glisson (69, 70, 71)  
Bill Johnson (72)  
Bruce Bell (73)  
Brooks Burroughs (74)  
Steve Vickers (75)  
Ernie Washington (76)  
David Hanks (77, 78)  
Ken Burnett (79)  
Herbert Butler (80)  
Tony Smith (81, 82, 84, 85)  
Dayne Williams (86, 87, 88)  
Jason Peirce (89, 90, 91, 92)  
David Walker (93)  
Eric Black (93)  
John McCorvey (94)  
James D'Amico (95)  
Bobby Rhodes (96, 97, 98, 99)  
Brett Cimorelli (00, 01, 02, 03)  
Brandon Myers (01, 02)  
Chad Canfield (03)  
Joe Surratt (04)  
Anthony Kelly (05, 06, 07)  
Jonathan Person (06, 07)  
Benjamin Lampkin (06, 07, 08)  
Brandon Jenkins (09, 10, 11)  
Donald Chenault (12)  
Colton Woodall (12, 13)  
Jake Romano (13)  
Andre Walker (14)  
Jonathan Hernandez (14, 15)  
Brandyn Musgrave (15)  
N'Namdi Green (16)  
Cedric Wood (16, 17, 18, 19)  
Alex Mastromanno (20)  
James Rosenberry Jr. (21, 22)

Charles McMillan (47)  
Dan McClure (48)  
Dick Williams (48)  
Harry Bringer (49, 50, 51, 52)  
Ivin Barwick (52)  
Sonny Shroyer (53)  
Leon Bryant (54)  
Terry Eagerton (67, 68)  
Guy Glisson (69, 70, 71)  
Bill Johnson (72)  
Bruce Bell (73)  
Brooks Burroughs (74)  
Steve Vickers (75)  
Ernie Washington (76)  
David Hanks (77, 78)  
Ken Burnett (79)  
Herbert Butler (80)  
Tony Smith (81, 82, 84, 85)  
Dayne Williams (86, 87, 88)  
Jason Peirce (89, 90, 91, 92)  
David Walker (93)  
Eric Black (93)  
John McCorvey (94)  
James D'Amico (95)  
Bobby Rhodes (96, 97, 98, 99)  
Brett Cimorelli (00, 01, 02, 03)  
Brandon Myers (01, 02)  
Chad Canfield (03)  
Joe Surratt (04)  
Anthony Kelly (05, 06, 07)  
Jonathan Person (06, 07)  
Benjamin Lampkin (06, 07, 08)  
Brandon Jenkins (09, 10, 11)  
Donald Chenault (12)  
Colton Woodall (12, 13)  
Jake Romano (13)  
Andre Walker (14)  
Jonathan Hernandez (14, 15)  
Brandyn Musgrave (15)  
N'Namdi Green (16)  
Cedric Wood (16, 17, 18, 19)  
Alex Mastromanno (20)  
James Rosenberry Jr. (21, 22)

Chris Banakas (47)  
Dub Kendrick (48, 49, 50)  
Ralph Atwell (51)  
Nat Polak (51, 52)  
Gerald Rooks (53)  
Leo Baggett (54)  
Bob Crenshaw (55)  
Bo Davis (56)  
Paul Slaton (57)  
Ken Kestner (58)

Bill Brown (59)  
Bruce Darsey (60, 61)  
Billy Joe James (66)  
Dick Johnson (67)  
Dale McCullers (67, 68)  
Dan Whitehurst (69, 70, 71, 72)  
Bert Cooper (73)  
Tom Cooper (73)  
Dan Fucarino (74)  
Bill Sawyer (74, 75, 76)  
Ron Simmons (77, 78, 79, 80)  
J.D. Dowell (81)  
Ron Moore (82, 83)  
Doug Hill (83)  
Don Desenko (84, 85)  
Steve Sellers (85)  
John Brown (86, 87, 88, 89)  
RETIRED for  
Ron Simmons (88)

**51**

Ed Dilsaver (47)  
Norman Eubanks (48, 49, 50)  
George Kirby (51)  
Bobby Walker (51)  
Don Powell (52, 53, 54)  
Hobo Ackerman (55)  
Bob Pope (56)  
Ramon Rogers (57)  
Bo Davis (58)  
Jim Worthington (59)  
Larry Hood (60, 61)  
Y.C. McNease (62)  
Wallace Cooley (62)  
Joe Avezzano (63, 64, 65)  
John Richardson (66)  
Bill Hughes (67, 68, 69)  
Robert Carden (70)  
Bobby Howell (70, 71)  
John Henry Davis (72)  
Dan Fucarino (73)  
Mitch Skinner (73)  
Ricky Blythe (74)  
Aaron Carter (74, 75, 76, 77)  
James Gilbert (78, 79, 80, 81)  
Richard Cullifer (82, 83, 84)  
Marty Riggs (84, 85, 86, 87)  
Robbie Baker (88, 89, 90, 91, 92)  
Kevin Long (93, 94, 95, 96, 97)  
Ronald Boldin (98, 99, 00, 01)  
Lee Weaver (02)  
Roster Davis (02, 03)  
Joe Thaxton (04, 05, 06)  
Randall Cox (07)  
Jeremiah Thompson (07, 08)  
Aaron Gresham (08, 09)  
Giorgio Newberry (11, 12)  
Bobby Hart (11, 12, 13, 14)  
Josh Brown (16, 17, 18, 19)  
Baveon Johnson (16, 17, 18, 19, 20, 21)  
Chase Oliver (20, 21, 22)  
Antavious Woody (22)

D.L. Middlebrooks (47)  
Hugh Adams (48, 49)  
Don Linton (50, 51)  
John Murkhit (51)  
James Dean (52)  
Al Pacifico (53, 54)  
Lester Little (55)  
Ron Clark (57)  
Jack Hardy (58, 59, 60)  
Orin Cope (61)  
Joe Avezzano (62)  
Jay Mac Matthews (63)  
John Stephens (64, 65, 66)  
Mike Fields (66)  
Jim Bracken (67)  
Ronnie Montford (67)  
Bobby Burt (68, 69)  
Mike Glass (70)  
Keith Otman (71)  
Brooks Burroughs (72)  
Jim Dundala (72)  
Melvin Scruggs (73)  
Garis Shaw (73, 74, 76)  
Arthur Scott (77, 78, 79, 80)  
Tommy Young (81, 82)  
Todd Milton (83)  
Orlando Miles (83, 84)  
Mike Hittinger (84)  
Shelton Thompson (85)  
Bryan Law (86)  
Wes Harris (86, 87)  
Lamar Williams (87)  
Phil Ferrell (88, 89)  
Scott Player (90)  
Kevin Adams (91, 92)  
Rick Anteau (93)  
Greg Spires (93, 94)  
Jarad Moon (96, 97, 98, 99, 00)  
Olayemi Okegbola (97)  
Milford Brown (01)  
A.J. Nicholson (02, 03, 04, 05)  
Paul Griffin (06, 07, 08)  
A.J. Land (09, 10)  
Tim Thompson (11)  
Trev Jackson (11, 12, 13, 14)  
Dorian Earley (13)  
Alec Eberle (15, 16, 17, 18)  
Ricardo Watson (19)  
Byron Turner Jr. (21, 22)  
Kayden Lyles (22)

D.L. Middlebrooks (47)  
Hugh Adams (48, 49)  
Don Linton (50, 51)  
John Murkhit (51)  
James Dean (52)  
Al Pacifico (53, 54)  
Lester Little (55)  
Ron Clark (57)  
Jack Hardy (58, 59, 60)  
Orin Cope (61)  
Joe Avezzano (62)  
Jay Mac Matthews (63)  
John Stephens (64, 65, 66)  
Mike Fields (66)  
Jim Bracken (67)  
Ronnie Montford (67)  
Bobby Burt (68, 69)  
Mike Glass (70)  
Keith Otman (71)  
Brooks Burroughs (72)  
Jim Dundala (72)  
Melvin Scruggs (73)  
Garis Shaw (73, 74, 76)  
Arthur Scott (77, 78, 79, 80)  
Tommy Young (81, 82)  
Todd Milton (83)  
Orlando Miles (83, 84)  
Mike Hittinger (84)  
Shelton Thompson (85)  
Bryan Law (86)  
Wes Harris (86, 87)  
Lamar Williams (87)  
Phil Ferrell (88, 89)  
Scott Player (90)  
Kevin Adams (91, 92)  
Rick Anteau (93)  
Greg Spires (93, 94)  
Jarad Moon (96, 97, 98, 99, 00)  
Olayemi Okegbola (97)  
Milford Brown (01)  
A.J. Nicholson (02, 03, 04, 05)  
Paul Griffin (06, 07, 08)  
A.J. Land (09, 10)  
Tim Thompson (11)  
Trev Jackson (11, 12, 13, 14)  
Dorian Earley (13)  
Alec Eberle (15, 16, 17, 18)  
Ricardo Watson (19)  
Byron Turner Jr. (21, 22)  
Kayden Lyles (22)

D.L. Middlebrooks (47)  
Hugh Adams (48, 49)  
Don Linton (50, 51)  
John Murkhit (51)  
James Dean (52)  
Al Pacifico (53, 54)  
Lester Little (55)  
Ron Clark (57)  
Jack Hardy (58, 59, 60)  
Orin Cope (61)  
Joe Avezzano (62)  
Jay Mac Matthews (63)  
John Stephens (64, 65, 66)  
Mike Fields (66)  
Jim Bracken (67)  
Ronnie Montford (67)  
Bobby Burt (68, 69)  
Mike Glass (70)  
Keith Otman (71)  
Brooks Burroughs (72)  
Jim Dundala (72)  
Melvin Scruggs (73)  
Garis Shaw (73, 74, 76)  
Arthur Scott (77, 78, 79, 80)  
Tommy Young (81, 82)  
Todd Milton (83)  
Orlando Miles (83, 84)  
Mike Hittinger (84)  
Shelton Thompson (85)  
Bryan Law (86)  
Wes Harris (86, 87)  
Lamar Williams (87)  
Phil Ferrell (88, 89)  
Scott Player (90)  
Kevin Adams (91, 92)  
Rick Anteau (93)  
Greg Spires (93, 94)  
Jarad Moon (96, 97, 98, 99, 00)  
Olayemi Okegbola (97)  
Milford Brown (01)  
A.J. Nicholson (02, 03, 04, 05)  
Paul Griffin (06, 07, 08)  
A.J. Land (09, 10)  
Tim Thompson (11)  
Trev Jackson (11, 12, 13, 14)  
Dorian Earley (13)  
Alec Eberle (15, 16, 17, 18)  
Ricardo Watson (19)  
Byron Turner Jr. (21, 22)  
Kayden Lyles (22)

D.L. Middlebrooks (47)  
Hugh Adams (48, 49)  
Don Linton (50, 51)  
John Murkhit (51)  
James Dean (52)  
Al Pacifico (53, 54)  
Lester Little (55)  
Ron Clark (57)  
Jack Hardy (58, 59, 60)  
Orin Cope (61)  
Joe Avezzano (62)  
Jay Mac Matthews (63)  
John Stephens (64, 65, 66)  
Mike Fields (66)  
Jim Bracken (67)  
Ronnie Montford (67)  
Bobby Burt (68, 69)  
Mike Glass (70)  
Keith Otman (71)  
Brooks Burroughs (72)  
Jim Dundala (72)  
Melvin Scruggs (73)  
Garis Shaw (73, 74, 76)  
Arthur Scott (77, 78, 79, 80)  
Tommy Young (81, 82)  
Todd Milton (83)  
Orlando Miles (83, 84)  
Mike Hittinger (84)  
Shelton Thompson (85)  
Bryan Law (86)  
Wes Harris (86, 87)  
Lamar Williams (87)  
Phil Ferrell (88, 89)  
Scott Player (90)  
Kevin Adams (91, 92)  
Rick Anteau (93)  
Greg Spires (93, 94)  
Jarad Moon (96, 97, 98, 99, 00)  
Olayemi Okegbola (97)  
Milford Brown (01)  
A.J. Nicholson (02, 03, 04, 05)  
Paul Griffin (06, 07, 08)  
A.J. Land (09, 10)  
Tim Thompson (11)  
Trev Jackson (11, 12, 13, 14)  
Dorian Earley (13)  
Alec Eberle (15, 16, 17, 18)  
Ricardo Watson (19)  
Byron Turner Jr. (21, 22)  
Kayden Lyles (22)

D.L. Middlebrooks (47)  
Hugh Adams (48, 49)  
Don Linton (50, 51)  
John Murkhit (51)  
James Dean (52)  
Al

# ALL-TIME JERSEY NUMBERS

MEDIA

PREVIEW

TEAM

COACHES

REVIEW

HONORS

PROS

RECORDS

FSU

**58**

- C.N. Proctor (47)
- Rin Costello (48)
- Jim Grosso (49)
- John Newland (49)
- Harold Farmer (50)
- Carmine Lombardi (50)
- John Karlowicz (51, 52)
- Richie Jones (67)
- Steve Gildea (68, 69, 70)
- Andy Schmidt (71)
- Greg Pounds (72, 73, 74)
- Waldo Williams (75)
- Arthur Scott (76)
- John Madden (77, 78, 79, 80)
- Henry Taylor (81, 82, 83, 84)
- Thomas Harp (85, 86, 87)
- Chris Nicolas (86, 87)
- Nick Ekonomou (88, 89)
- Phillip King (90)
- Dan Footman (90, 91, 92)
- Peter Boulware (93, 94, 95, 96)
- Jamal Reynolds (97, 98, 99, 00)
- Michael Boulware (01, 02, 03)
- Dumaka Atkins (04, 05, 06, 07)
- Jay Culpepper (07)
- John Jones (08)
- Dan Hicks (09, 10, 11)
- Austin Weller (12)
- Ryan Alicea (12, 13)
- Ryan Arnold (13, 14)
- Josh Newman (15)
- Dennis Briggs (18, 19, 20)
- Devontay Love-Taylor (20, 21)
- Emile Aime (21, 22)
- Bless Harris (22)

**59**

- Leonard Gilberg (47)
- Bob Schmelz (48, 49, 50, 51)
- George Spurling (49)
- Bob Crenshaw (52, 53, 54)
- Frank Loner (66, 67, 68)
- Larry Strickland (69, 70, 71, 72)
- Scott Meseroll (73, 74)
- Fred Miller (76)
- Robert Harris (79)
- Donnie Read (80)
- Scott Merston (81, 82, 83)
- Tim Flasher (84)
- Keith Carter (85, 86, 87, 88, 89)
- Brian Xanders (91)
- Sean Beavor (91)
- Andy Crowe (92, 93, 94, 95)
- Ed Mitchell (98)
- Charles Howard (00, 01, 02, 03, 04)
- Neely Moffitt (05, 06, 07, 08)
- Henry Orelus (09, 10, 11, 12)
- Andrew Wright (13, 14)
- Ryan Hoefeld (13, 14, 15, 16)
- Brady Scott (17, 18, 19, 20, 21)
- Xavier Peters (18)
- Colin King (22)

**60**

- Clice Yancey (47)
- Bill Hoppe (50)
- Bob Whitmer (51)
- Norman White (52)
- Jim Olsen (53, 54)
- Leo Baggett (55, 56, 58)
- Don Speirs (57)
- Frank DeFrancesco (59)
- Ferrell Henry (60, 61, 62, 63)
- Larry Williamson (64, 65, 66)
- Barry Rice (67, 68, 69, 70)
- Clint Parker (71, 72)
- Dave Porter (73)
- Bill Johnson (73)
- Ken Harrison (73)
- Mike Kissner (74, 75, 76)
- Jeremy Mindlin (77)
- Scott McLean (78, 79, 80, 81)
- Stan Gavin (82)
- John Powell (82)
- Tim Flasher (83)
- John Bamber (83, 84, 85)
- Ken Carr (86)
- Mike Morris (87, 88, 89, 90, 91)
- Marvin Ferrell (92, 93)
- Anthony Phillips (94, 95)
- Tarlos Thomas (96, 97, 98, 99, 00)
- Andrew Henry-Kennon (01, 02, 03)
- Ryan McMahon (06, 07, 08, 09, 10)
- Jacob Fahrenkrug (11, 12, 13)
- Cody Jay (14)
- Andrew Boselli (16, 17, 19, 20)

**61**

- Lawrence Mero (50)
- Ernie Nagy (51)
- Tom Moore (52)
- Tommy Thompson (54)
- Jerry Jacobs (55)
- Joe McGee (56, 57, 58)
- Dave Stanley (60)

- Jeff Klores (61, 62)
- Jack Shinhofser (63, 64, 65)
- Gene Williams (64)
- Chuck Elliott (66, 67, 68)
- Jim Sawyer (69)
- John Essex (69, 70)
- Phil Arnold (71, 72, 73)
- Wade Johnson (74, 76, 77)
- Brent Brock (78, 79, 80)
- Dan Morris (81, 82, 83, 84)
- Mark Barron (85)
- Jim Hendley (85, 86)
- Jim Bekas (87, 88, 89)
- Eric Gibbs (89, 90, 91, 92)
- Dale Valente (94, 95, 96)
- Montrae Holland (98, 99, 00, 01, 02)
- Garrison Sanborn (04, 05)
- Tyler Graves (06)
- Blake Snider (09, 10, 11)
- Myles Davis (12, 13)
- Anthony Valdes (14, 15)
- Harrison Frank (16)
- Jalen Goss (18, 19, 20, 21)

**62**

- Earl McPherson (50)
- Jerry Ellenwood (51)
- Ted Williams (52)
- Al Makowiecki (53, 54)
- Bill Brown (56)
- Al Ulmer (57, 58, 59)
- Jim Sims (60)
- Ron Hammond (61)
- Steve Slay (62, 63)
- Gene Parish (63)
- Howard Lurie (64, 65)
- Dan Douglas (66)
- Beryl Rice (67)
- Theron Bass (68, 69, 70)
- David Miles (71)
- David Jones (72, 73, 74)
- Abe Smith (75)
- Billy McPhillips (76)
- Bruce Harrison (77)
- Charles Ferguson (78, 79)
- Eric Ryan (79, 80, 81, 82)
- Pablo Lopez (83)
- Mike Izdebski (84)
- Jason Kuipers (85, 86, 87, 88)
- Troy Sanders (89, 90, 91, 92)
- Mike Miller (94)
- David Walker (94, 95)
- David Castillo (00)
- B.J. Dean (01)
- Cory Niblock (02, 03, 04, 05, 06)
- Rodney Hudson (07, 08, 09, 10)
- Austin Barron (11, 12, 13, 14)
- Ethan Frith (15, 16, 17)
- Alexander Strozier (19)
- Dylan Black (20, 21)

**63**

- George Spurling (50)
- Walter Morris (50)
- Ted Morrill (51)
- Mac Huey (52)
- Lou Manning (53)
- Jimmy Trado (54)
- Abner Bigbie (57)
- Terry Moran (58, 59)
- Gene McDowell (60, 61, 62)
- Bill McDowell (63, 64, 65)
- Richard McLean (66, 67)
- Roger Hanlon (66)
- George Montgomery (68, 69, 70)
- Vic Rivas (73)
- Harold Cheesborough (73)
- John Theeses (73, 74, 75, 76)
- Tom Coll (77)
- Carlton Jones (77)
- Lee Adams (78, 79, 80)
- Ricky Render (81, 82, 83)
- Jason Kuipers (84)
- Brian Slack (84)
- Mark Salva (84, 85, 86, 87)
- Scott McLean (87)
- Jason Dillaberry (88, 89, 90, 91, 92)
- Matthew Siner (93)
- Dennis Green (96)
- David Castillo (01, 02, 03, 04, 05)
- A.J. Ganuzza (07, 08, 09, 10)
- David Dekie (11)
- Chase Underwood (12)
- Mitchell Zak (13)
- Larry Levy (14)
- Tanner Adkison (17, 18, 19)
- Cole Newsome (20)
- Zach Hamalford (21)

**64**

- Leslie High (50)
- Chuck Sanders (51)
- Dan Strickland (52)
- Ray Staab (53, 54)
- Bob Thomas (55)
- Bud Leonard (56)
- Jim Rogers (57)
- Ray Lamb (58, 59, 60)

- Jim Sims (61)
- Bruce Darsey (62)
- David Pitts (63)
- Dave Braggins (64, 65, 66)
- Stan Walker (67, 68, 69)
- Charlie Musser (70, 71)
- Jeff Gardner (73, 74, 75)
- Keith Tullen (76)
- Robert Thompson (77)
- Jarvis Coursey (78, 79, 80, 81)
- Jamie Dukes (82, 83, 84, 85)
- Magdi El Shahawy (86, 87, 88)
- Robert Williams (89)
- Jeff Deremer (90, 91, 92)
- Kendrick Scott (91, 92)
- Ed Galloway (92)
- Tim Johnson (94, 95)
- Justin Amman (96, 97, 98, 99, 00)
- Mark Meindrod (01, 02, 03, 04, 05)
- Marcus Ford (06, 07)
- Josh Tate (08)
- Emory Mandala (10)
- Dax Dellenbach (10, 11, 12)
- Willie Smith (16)
- Chris Graham (20)
- David Stickle (21, 22)

**65**

- Jimmy McDonald (52)
- Vince Gibson (55)
- Mark Trafton (56)
- Joe Fountain (57)
- Lou Barona (58)
- John Levings (60, 61, 62)
- Jerry Wooten (63)
- Dave Hall (65)
- Harry Slagle (73)
- Dale McCullers (66)
- Bill Dew (67)
- Joe Strickler (68)
- Bill Shaw (69)
- J.W. McKinnie (70, 71)
- Tom Prestwood (72, 73)
- Billy McPhillips (73, 74)
- Robert Thompson (76)
- Dmitri Rigas (77)
- Trent Barnes (78, 79, 80)
- Darryl Gray (81, 82, 83, 84, 85)
- Hayward Haynes (86, 87, 88, 89, 90)
- Billy Glenn (91)
- Chad Bates (93, 94, 95, 96)
- Eric Broe (01, 02, 03, 04)
- Garrison Sanborn (06, 07)
- Zack Aronson (08, 09)
- Russell Eldridge (10)
- Ruben Carter (11, 12, 13, 14)
- Mike Arnold (16)
- J.T. Mertz (17)
- Rod Orr (21, 22)

**66**

- Ronnie King (52)
- Al Pacifico (55, 56)
- Bob Douglas (57)
- Jim Wade (60, 61, 62)
- Denny Schou (58)
- Ken Kestner (59, 60)
- Frank DeFrancesco (61)
- Dick Hermann (62, 63, 64)
- Carlie McNeil (65)
- Pat Coughlin (66)
- Roger Hanlon (66)
- Ken Hart (66, 67, 68)
- Craig MacKenzie (68)
- Joe Strickler (69, 70, 71)
- Vic Johnson (72)
- Tom Chandler (73)
- Jay Caven (74)
- Curtis Harris (74)
- Charlie Barnes (75)
- Mike Stewart (76, 77, 78)
- Redus Coggin (79, 80, 81)
- Parrish Barwick (82, 83, 84, 85, 86)
- Scott Schilbrack (87, 88, 89, 90)
- Lewis Tyre (91, 92, 93, 94, 95)
- Marcello Church (01)
- Cornelius Lewis (04, 05)
- Phillip Browning (07)
- Jacob Stanley (07, 08, 09, 10, 11)
- Joshua Rodriguez (09, 10)
- Keith Weeks (12, 13, 14, 15, 16)
- Andrew Basham (18)
- Ben Ostaszewski (21, 22)

**67**

- Dossey Merritt (52)
- Robert Elliott (55, 56)
- Jerry Graham (57)
- Jim Rogers (58)
- Bob Smith (60)
- Jerry Bruner (61, 62, 63)
- Phil McKinnon (64)
- Mike Bugar (65, 66, 67, 68)
- Ned Jaros (68)
- Mike Sammons (69, 70)
- Collis Dennison (73)

- Osborn Brown (73)
- Harold Cheesborough (74)
- Gary Rose (74, 75, 76)
- Brent Brock (77)
- Mark Macek (77, 78, 79, 80)
- Mike Hutto (81, 82)
- Ulysses Roberson (83, 84, 85)
- Mark Barron (86)
- Joe Jordan (86)
- Kevin Mancini (88, 89, 90, 91)
- Juan Laureano (92, 93, 94, 95)
- Ross Brannon (96)
- Chris Korb (97)
- Josh Baggs (98, 99, 00, 01)
- John Frady (03, 04, 05, 06)
- Andrew Daito (08, 09, 10, 11)
- Daniel Glauser (12)
- Reginald Dixon (13)
- Cody Jay (13)
- Adam Torres (14, 15, 16, 17, 18)
- Thomas Shrader (20, 21, 22)

**68**

- Tom Sebring (52)
- Ted Williams (56)
- Sid Ingram (56)
- Jon Jenkins (57)
- Stu Keith (58)
- Abner Bigbie (59, 60)
- Bill Daly (61)
- Chester Womack (62)
- John Douglass (66)
- Larry Pendleton (66, 67, 68)
- Ken Hughes (68)
- Steve Beville (70)
- Harry Slagle (73)
- Ed Brodzki (73, 74)
- Alan Risk (74, 75)
- Abe Smith (76, 77, 78)
- Jeff Field (78, 79, 80, 81)
- Lenny Chavers (81, 82, 83, 84, 85)
- Michael Tanks (86, 87, 88, 89)
- Troy Sanders (88)
- John Flath (90, 91, 92)
- Gideon Brown (93, 94)
- Jason Whitaker (95, 96, 97, 98, 99)
- Blake Williams (01, 02)
- Jacky Claude (04, 05, 06, 07)
- John Jones (10)
- Russell Eldridge (11)
- Cody Jay (12)
- Brock Ruble (14)
- Greg Turnage (16, 17)
- Jeremy Zerenda (18, 19)
- Alto Taver (21)
- LaNard Toney (22)

**69**

- Ronald Breger (52)
- Ted Rodrigue (55)
- Patsy Monaco (57)
- George Canning (58)
- Jesse Lane (59)
- Jim Wade (60, 61, 62)
- Steve Watson (63)
- Mike Brady (64)
- Ed Pope (64, 65, 66)
- Gary Semanchik (68)
- Tom White (68, 69, 70)
- Bobby Anderson (71, 72)
- Bruce Harrison (73, 74, 75)
- Mike Good (76, 77, 78, 79)
- Darryl Kershaw (80)
- Tom McCormick (81, 82, 83)
- Joey Ionata (84, 85, 86, 87, 88)
- Eric Gibbs (88)
- Tyrone Barber (89)
- Patrick McNeil (90, 91, 92, 93, 94)
- Gideon Brown (95)
- W.D. Rodeffer (99)
- Mike Shaw (01, 02)
- Cory Brookins (04, 05, 06)
- Anthony Grosso (07)
- Chris Revell (09, 10, 11)
- Adam Holup (12)
- Garrett Scott (13)
- Barrett Kernon (14, 15)
- Landon Dickerson (16, 17, 18)
- Robert Elder IV (19, 20, 21)
- Kanaya Charlton (22)

**70**

- Don Powell (55)
- Bob Thomas (56, 59)
- Jerry Lane (57)
- Joe Wallis (57)
- Jim Worthington (58)
- Bob Morrow (59)
- Tom Slicker (60, 61, 62)
- Dick Hasselbarck (63)
- Larry Strobel (63)
- Del Williams (64, 65, 66)
- Tom White (67)
- Tony Sewell (67, 68)
- Roger Minor (69)

- Bill Henson (70, 71)
- Jim Malkiewicz (72, 73)
- Vic Rivas (74, 75, 76)
- Greg Futch (77, 78, 79, 80)
- Pat Woolfork (81)
- Todd Stroud (82)
- Roger Agne (82, 83, 84, 85)
- Tony Yeomans (86, 87, 88, 89)
- Corey James (91)
- John Donaldson (92, 93)
- Mark Jackson (93)
- Tra Thomas (94, 95, 96, 97)
- Corey Whitaker (99)
- Alex Barron (00, 01, 02, 03, 04)
- Phillip Browning (05, 06)
- Antwane Greenlee (07, 08, 09, 10)
- Daniel Glauser (11)
- Sean Hector (11)
- Jose Matias (11, 12, 13, 14)
- Cole Minshaw (15, 16, 17, 18, 19)
- Lloyd Willis (20, 21, 22)

**71**

- Charles Kicklighter (55)
- John McClelland (56)
- Steve Holton (56, 57)
- Bob Swosowski (58, 59)
- Jim Sims (62)
- Darrell Willett (63, 64)
- Ken Johnson (65)
- Keith Albritton (66)
- Harvey Zion (67, 68)
- Wayne Spence (69, 70)
- Jimbo Hensley (71)
- Bob Anderson (72)
- Herman Brown (74)
- Tom Rushing (74, 75, 76, 77)
- Barry Vollapectti (79)
- Bob Merson (79, 80, 81, 82)
- Todd Stroud (83, 84, 85)
- Steve Sellers (86)
- Jack Allen (86, 87)
- David Whittington (88)
- Tyrone Barber (88)
- Toddrick McIntosh (89)
- Robert Williams (90, 91)
- Jose James (92)
- Todd Fordham (92, 93, 94, 95, 96)
- Jerry Carmichael (96, 97, 98, 99, 00)
- Brian Ross (01, 02, 03, 04)
- Evan Bellamy (06, 07, 08, 09)
- Garan Bertrand (10)
- Ben Gatewood (11)
- Menelik Watson (12)
- Alec Eberle (14)
- Brock Ruble (15, 16, 17)
- Chaz Neal (18, 19, 20)
- Christopher Williams (21)
- D'Mitri Emmanuel (22)

**72**

- Dan Strickland (57)
- Jeff Chapman (67)
- Randy Logan (67, 68, 69)
- Shane Gibbs (70, 71, 72)
- Smokey Ragins (73, 74, 75)
- David Jones (76)
- Doug Dane (77)
- Ken Lanier (77, 78, 79, 80)
- Jim Thompson (81)
- Mike Blue (82)
- J.D. Dowell (82, 83, 84)
- John Brown (85)
- Bryan Law (85)
- Pat Tomberlin (85, 86, 87, 88)
- Steve Allen (89, 90, 91)
- Mark DeWitt (92)
- Hunter Thomason (11)
- Jeremy Brett (95)
- Ronald Boldin (97)
- Brett Williams (98, 99, 00, 01, 02)
- Ron Lunford (03, 04, 05)
- Budd Thacker (06, 07, 08, 09)
- Daniel Foose (10, 11, 12)
- Roland Gutierrez (11)
- Barrett Kernon (13)
- Kareem Are (14, 15, 16)
- Mike Arnold (17, 18, 19)
- Julian Armella (22)

**73**

- Bill Musselman (55, 56, 57)
- Bill Brown (58)
- Bob Douglas (58)
- Bill Jacobs (58)
- Steve Klesius (59, 60, 61)
- Avery Sumner (62, 63, 64)
- Mike Belbeck (64)
- Larry Kissam (65, 66)
- Duke Johnston (67, 68, 69)
- Dan Daniels (71, 72)
- Paul Oglesby (72, 73)
- Dan Corcoran (74)
- Randy Coffield (75)
- Danny Collier (78)
- Chris Nickrenz (79)

- Barry Vollapectti (80, 81)
- Jim Thompson (82, 83, 84)
- Anthony Williams (85, 86)
- Anthony Johnson (87)
- Reggie Dixon (88, 89, 90, 91)
- Greg Frey (91, 92, 93, 94, 95)
- Clay Ingram (96, 97, 98, 99)
- Bobby Meeks (00, 01, 02, 03, 04)
- Shannon Boatman (06, 07)
- Jay Culpepper (08)
- Rhonne Sanderson (08, 09, 10, 11)
- Neil Goldsmith (10)
- Jacob Schmidt (12)
- Joseph Hernandez (13, 14, 15)
- Jauan Williams (16, 17, 18, 19)
- Jaylen Early (22)

**74**

- Willie Gardner (55, 56)
- Mel Pope (57)
- Clare "Bud" Bagnell (58)
- Bill Booth (59)
- Bill Tyre (60, 61, 62)
- Henry Rappe (63)
- Ken Johnson (64)
- Jay Mac Matthews (64, 65, 66)
- Chris Palmer (67)
- Robert McEachern (68, 69, 70)
- Don Sparkman (71, 72, 73)
- Jim Keyton (74, 75)
- Paul Phillippy (76, 77)
- Mike Coleman (78)
- Danny Collier (79, 80, 81)
- Eric Hector (82)
- Randy Carter (82, 83, 84)
- Pablo Lopez (84, 85, 86)
- Henry Ostaszewski (87, 88, 89, 90, 91)
- Roosevelt Givens (91)
- Damon Campbell (93, 94, 95)
- Onis Duhart (97, 98, 99, 00, 01)
- Dimitri Stills (04)
- Geoff Bernard (04, 05, 06, 07)
- Joe Tonga (09)
- John Prior (09)
- Cameron Erving (10)
- Jonathan Wallace (11, 12, 13)
- Derrick Kelly (14, 15, 16, 17, 18)
- Jay Williams (19)

**78**

- John Craig (55, 56, 58)
- John Fekany (57)
- Joe Verbinski (59, 60, 61)
- Darrell Willett (62)
- Max Andrews (63)
- Charles Pennie (64, 65, 66)
- Bill Dew (66)
- Wayne Johnson (67, 68, 69)
- Greg Johnson (73, 74, 75)
- Nate Henderson (76, 77, 78)
- Don Donatelli (59, 60, 61)
- Jack Revell (62)
- Dale MacKenzie (62, 63, 64)
- Rommy Vistart (65)
- Wayne Johnson (66)
- Bill Rhodes (66, 67, 68)
- Richard Amman (69, 70, 71)
- Mike Glass (72)
- Jay Caven (73)
- Doug Dane (73, 74, 75, 76)
- Mike Kettman (74)
- Tom Brannon (77, 78, 79, 80, 81)
- David Jones (76)
- Herbert Harp (82, 83)
- Ed Harden (84)
- Tim Hebron (84, 85, 86)
- Joe Ostaszewski (87, 88, 89, 90, 91)
- Enzo Armella (91, 92, 93, 94)
- Billy Rhodes (95, 96, 97)
- Char-ron Dorsey (98, 99, 00)
- Mario Henderson (03, 04, 05, 06)
- Will Furlong (07, 08)
- Gregory Pierre (09)
- Phillip Dumar (09, 10, 11, 12)
- Hunter Thomason (11)
- Cameron Erving (12, 13, 14)
- Abdul Bello (15, 16, 17, 18, 19)
- Dillan Gibbons (21, 22)

**75**

- Bob Barber (55)
- Bill Booth (56)
- Paul Smith (57)
- Dan Strickland (58)
- Don Donatelli (59, 60, 61)
- Jack Revell (62)
- Dale MacKenzie (62, 63, 64)
- Rommy Vistart (65)
- Wayne Johnson (66)
- Bill Rhodes (66, 67, 68)
- Richard Amman (69, 70, 71)
- Mike Glass (72)
- Jay Caven (73)
- Doug Dane (73, 74, 75, 76)
- Mike Kettman (74)
- Tom Brannon (77, 78, 79, 80, 81)
- Herbert Harp (82, 83)
- Ed Harden (84)
-

# ALL-TIME JERSEY NUMBERS

**80**

Ron Schomburger (55, 56, 57)  
 Tony Romeo (58, 59, 60)  
 John Wachtel (61, 62, 63, 64)  
 Rod Luce (62)  
 Stan Croley (64, 65)  
 Doug Gurr (66, 67, 68)  
 Steve Beville (69)  
 Charlie Hunt (70, 71, 72)  
 Pat Booth (73)  
 Mike Dely (73)  
 Joe Thomas (74)  
 Keith Tuten (74)  
 Billy McPhillips (75)  
 Scott Warren (76, 77, 78, 79)  
 Keith Lester (80)  
 Ellis Singletary (81)  
 Orson Mobley (81, 82)  
 Terry Warren (83, 84, 85, 86, 87)  
 Reggie Johnson (88, 89, 90)  
 Jesse Moore (91)  
 Tamarick Vanover (92, 93)  
 Scott Scharinger (94)  
 Ron Dugans (95, 96, 97, 98, 99)  
 Javon Walker (00, 01)  
 Lorne Sam (02)  
 Joslin Shaw (05, 06, 07)  
 Jarmon Fortson (08, 09, 10)  
 Rashad Greene (11, 12, 13, 14)  
 Nyqwan Murray (15, 16)  
 Alex Marshall (17)  
 Ontaria Wilson (18, 19, 20, 21, 22)

**81**

Ham Bisbee (55, 56, 57)  
 Bob Kavanagh (58)  
 Bill Tyre (59)  
 Bob Swoszowski (60)  
 Cecil Dupree (60)  
 Bill Tinsley (61)  
 Don Floyd (62, 63, 64)  
 Paul Williams (64)  
 H.T. Waller (65, 66)  
 Jim Tyson (67, 68, 69, 70)  
 Phil Cahoon (72)  
 Ed Beckman (73, 74, 75, 76)  
 Edgar Morales (77)  
 Zeke Mowatt (79, 80, 81, 82)  
 Craig Jones (83)  
 David Etheridge (84)  
 Justin Owen (84, 85)  
 Scott DiMare (85)  
 Hoffman Brown (85, 86)  
 Phil Carollo (87, 88)  
 Kevin Knox (89, 90, 91, 92, 93)  
 Torleido Wall (93)  
 Melvin Pearsall (94, 95, 96, 97)  
 Nick Franklin (98, 99, 00)  
 P.K. Sam (01, 02)  
 DeCody Fagg (04, 05, 06, 07)  
 Caz Pluirowski (08, 09)  
 Kenny Shaw (10, 11, 12, 13)  
 Eddie Goldman (12)  
 Ryan Izzo (14, 15, 16, 17)  
 Alex Marshall (18, 19)  
 Caleb Faris (19, 20)  
 Joshua Burrell (21)

**82**

Jonah Overton (55)  
 Bill Jacobs (57)  
 John Slaton (58, 59)  
 George Tillman (60)  
 Bill Loqay (61)  
 Jim Causey (62, 63)  
 Wayne McDuffie (64)  
 Jack Fenwick (65)  
 Jim Carey (66)  
 Lane Fenner (66, 67)  
 Kent Gaydos (68)  
 Rhett Dawson (68, 69, 70, 71)  
 Mike Allen (72, 73, 74)  
 Keith Tuten (75)  
 Keith Singletary (76)  
 Lawrence Strainage (78, 79)  
 Tony Johnson (79, 80, 81, 82, 83)  
 Randy White (84, 85, 86, 87)  
 Brad Lundstrom (88, 89, 90, 91, 92)  
 Terry Davis (92, 93, 94)  
 Jason Floyd (95, 96)  
 Ryan Sprague (97)  
 Pooh Bear Williams (97)  
 Alvin Morrow (97)  
 Patrick Hughes (98, 99, 00, 01, 02)  
 D.J. Norris (03, 04, 05, 06)  
 Patrick Harrington (05)  
 John Frady (07)  
 Tahwan Easterling (07, 08)  
 Nathan O'Jibway (07, 08)  
 Willie Haultstead (09, 10, 11, 12, 13)  
 Davarez Bryant (13)  
 Bryan LaCivita (14, 15)  
 Naseif Upshur (16, 17, 18)  
 Austin White (19, 20, 21)  
 Carson Pielock (22)

**83**

Bob Fountain (55, 56, 58)  
 Clare "Bud" Baquet (57)  
 Gene Schlickman (57)  
 Paul Raulerson (59)  
 Don Sellers (59)  
 Lamar Elton (60)  
 Dan Eubanks (60)  
 Marv Riggs (61)  
 Bill "Red" Dawson (61, 62, 63, 64)  
 Thurston Taylor (65, 66, 67)  
 Ron Wallace (68, 69, 70)  
 Gary Doyle (71)  
 Bert Cooper (71, 72)  
 Rudy Maloy (73)  
 Detroit Reynolds (74, 75, 76)  
 Bill Keck (77)  
 Ron Hester (78, 79, 80, 81)  
 Stanley Scott (82, 83, 84, 85)  
 Dave Roberts (86, 87, 88, 89, 90)  
 John Donaldson (90, 91)  
 Matt Platto (92)  
 Kamari Charlton (92, 93, 94, 95, 96)  
 Stacy Davis (97, 98)  
 Devard Darling (00, 01)  
 Dominic Robinson (02)  
 Chris Hall (02)  
 Jarmon Hallback (03)  
 Joslin Shaw (03, 04)  
 Lawrence Timmons (04, 05, 06)  
 Bert Reed (07, 08, 09, 10, 11)  
 Christo Kourtzidis (12)  
 Dan O'Neill (13, 14)  
 Christian Griffith (15)  
 Jalen Wilkerson (15)  
 Bryan LaCivita (16, 17)  
 Jordan Young (18, 19, 20, 21)

**84**

David Keene (55)  
 Bill Kimber (56, 57, 58)  
 Vernon Ehlers (59, 60)  
 Hank Sysma (61, 62, 63)  
 George D'Allesandro (63, 64, 65)  
 Chip Glass (66, 67, 68)  
 Mike Glass (69)  
 Gary Parris (70, 71, 72)  
 Randy Coffield (73, 74)  
 Craig Cunningham (75)  
 Rudolph Thomas (75)  
 Greg Lazzaro (76, 77)  
 Robert Thompson (78)  
 Sam Childers (78, 79, 80, 81)  
 Garth Jay (82, 83, 84, 85)  
 Bruce LaSane (86)  
 Johnny Clower (87)  
 Bruce Gooch (88)  
 Warren Hart (89, 90, 91, 92)  
 Jim Patterson (92)  
 E.G. Green (93)  
 Robert Morris (93)  
 Myron Jackson (94, 95, 96, 97, 98)  
 Gennaro Jackson (99)  
 Justin Tomerlin (01)  
 Travis Smith (01, 02)  
 Robert Hallback (04, 05, 06)  
 Chase Walker (07, 08)  
 Rodney Smith (09, 10, 11, 12)  
 Isaiah Jones (13, 14)  
 Jalen Wilkerson (16)  
 Tristan Fineman (17)  
 Adarius Dent (18, 19, 20)  
 Fernando Padron (21, 22)

**85**

Tom Feamster (55)  
 Bob Nellums (56, 57)  
 Herman Brown (58)  
 Fred Grimes (59, 60, 61)  
 Fred Biletnikoff (62)  
 Dale Twitchell (63)  
 John Hosack (64)  
 Fred Hudson (64)  
 Rick Saunders (64)  
 Pete Roberts (65)  
 Bill Yeldell (66)  
 Floyd Ratliff (67, 68)  
 Steve Beville (68)  
 Bill Shaw (70, 71)  
 Earl Passwaters (72, 73)  
 Dave Porter (74, 75, 76)  
 Grady King (77, 78, 79)  
 David Ponder (80, 81, 82, 83)  
 Phillip Bryant (84)  
 Pat Carter (84, 85, 86, 87)  
 Johnny Clower (88, 89)  
 Eric Smith (90)  
 Lonnie Johnson (90, 91, 92, 93)  
 Andre Wadsworth (94, 95, 96, 97)  
 Talman Gardner (98)  
 Ryan Sprague (99, 00)  
 Jesse Stein (01, 02, 03)  
 Chauncey Stovall (02)  
 Brett Cimorelli (04)  
 Richard Goodman (05, 06)

Josh Dobbie (07)  
 Ja Baris Little (08, 09, 10, 11)  
 James Rhoden (12)  
 Jeremy Kerr (13, 14, 15, 16)  
 Tyrell Moorer (18, 19)  
 Markeston Douglas (20, 21, 22)

**86**

Norman Olson (55)  
 Jim Arnold (56, 57)  
 Jim Daniel (58, 59, 60, 61)  
 Tom West (62)  
 Wallace Cooley (63)  
 Buddy Blankenship (63, 64, 65)  
 Jeff Chapman (66)  
 Randy Hall (67, 68, 69, 70)  
 Mike Glass (71)  
 Joe Thomas (72, 73)  
 Mark Marshall (74)  
 Roger Overby (74, 75, 76, 77)  
 Bill Keck (78, 79)  
 Mike Katz (80)  
 John McLean (80, 81, 82, 83)  
 Steve Cantwell (84)  
 Carlton Scott (84, 85)  
 Darryl Newman (89)  
 Eric Shaw (89)  
 Marvin Ferrell (90, 91)  
 Tyrant Marion (92, 93, 94, 95)  
 Germaine Stringer (97, 98, 99)  
 Matt Munyon (00)  
 Joey Kaleikini (01, 02, 03)  
 Rod Owens (05, 06, 07, 08, 09)  
 Chris Revell (12)  
 Tasean Crews (13)  
 Jerin Kowalewski (14)  
 Justin Mollow (14, 15, 16, 17)  
 Darwin Taylor (15, 16, 17)  
 Michael Barulich (19)  
 Parker Self (20, 21)  
 Brian Courtney (22)

**87**

Bill Swilley (55)  
 Roy Jones (57)  
 John Spivey (57)  
 Ron Hinson (58)  
 Fred Rowe (59)  
 Kip Marchman (60)  
 Y.C. McNease (61)  
 Terry Garvin (63, 64, 65)  
 Wayne McDuffie (66)  
 Jim Brown (66)  
 Henry Lohse (66)  
 Bill Yeldell (67)  
 Frank Edmunds (67)  
 Jim Rust (67)  
 Bill Rimbly (68)  
 Ted Zafran (69, 70)  
 Russ Castleberry (71)  
 John Palermo (72, 73)  
 John Harmeling (74)  
 Rudy Maloy (74, 75, 76)  
 Ken McCranie (77)  
 Phil Williams (78, 79, 80, 81)  
 Orlando Reyes (82)  
 Gaylon White (83, 84, 85, 86, 87)  
 Felton Cook (88)  
 Tommy Fagan (89, 90)  
 Aaron Dely (91)  
 Jeff Beckles (91)  
 Billy Glenn (92, 93, 94)  
 Kevin Prophette (95, 96)  
 Robert Morgan (98, 99, 00, 01, 02)  
 Matt Root (04, 05)  
 Chase Walker (06)  
 Caz Pluirowski (07)  
 Cameron Wade (07, 08, 09, 10)  
 David Tyrrell (12)  
 Jared Jackson (13, 14, 15, 16, 17)  
 Camren McDonald (18, 19, 20, 21, 22)

**88**

Peter Curry (55)  
 Ron Wetherington (56)  
 Pete Fleming (57)  
 Jim Hooks (57, 59)  
 Bob Stewart (58)  
 Bill Lee (60)  
 Cliff Gunter (61, 62, 63, 64)  
 John Roberts (63)  
 Jerry Jones (65, 66, 67)  
 Beryl Rice (68, 69, 70)  
 Johnny Lee (71)  
 Mike Dely (72)  
 Larry Jones (73)  
 Danny Witcher (74)  
 Willie Jones (75, 76, 77, 78)  
 Jeff Bowden (79, 80, 81, 82)  
 Hassan Jones (83, 84, 85)  
 Anthony Moss (86)  
 Bruce LaSane (87, 88, 89)  
 Kez McConvey (90, 91, 92, 93, 94)  
 Chauncey Stovall (02)  
 Brett Cimorelli (04)  
 Carver Donaldson (97, 98, 99, 00, 01)  
 Donnie Carter (03, 04, 05)

Edwin Pierre-Pata (06)  
 Tyler Graves (07)  
 Jonathan Hannah (07, 08)  
 Beau Reliford (08, 09, 10, 11)  
 Jeren Kowalewski (12, 13)  
 Mavin Saunders (14, 15, 16, 17)  
 Tre'Shaun Harrison (18, 19)  
 Ryan Fitzgerald (19, 20, 21, 22)  
 Kentron Poitier (20, 21, 22)

**89**

Bob Douglas (55)  
 Jerry Philp (56)  
 Jim Elk (57)  
 Pete Fleming (58)  
 Jim Alvarez (59)  
 Jerry Lee (60)  
 Tony Franjesh (61)  
 John McConnaughay (62)  
 Max Weltstein (63, 64, 65)  
 Bob Menendez (66, 67)  
 John Richardson (68)  
 J.W. McKinnie (69)  
 Bob Bedford (69)  
 Bobby Anderson (70)  
 Kent Corral (71)  
 Russ Castleberry (72)  
 Tom McDougall (73, 74)  
 Mark Marshall (73, 75)  
 John Kilmurray (74)  
 Collis Demmon (74)  
 Milton Raysor (78)  
 Tom Wheeler (79, 80, 81, 82, 83)  
 Steve Rosenbluth (80)  
 Howard Dinks (87, 88, 89, 90, 91)  
 Tyrant Marion (91)  
 Wayne Messam (92, 93, 94, 95, 96)  
 Jason Floyd (97, 98)  
 Brian Sawyer (00, 01, 02, 03)  
 Greg Carr (05, 06, 07)  
 Louis Givens (08, 09)  
 Christian Green (10, 11, 12, 13, 14)  
 Gilbert Henric (15)  
 Keith Gavin (16, 17, 18, 19)  
 Caleb Ward (20)  
 Reggie Harden (21)  
 Jerrale Powers (22)

**90**

Dick Hopkins (72, 73)  
 Ricky Blythe (73)  
 Bert Cooper (74)  
 Louie Richardson (75)  
 Edenbur Richardson (77, 78, 79)  
 Allen Dale Campbell (80, 81, 82)  
 Bruce LaSane (83)  
 Grady Martin (83, 84, 85)  
 Lamar Williams (86)  
 Eric McGill (88)  
 Scottie McLaren (89, 90, 91)  
 Billy Glenn (90)  
 Derrick Alexander (91, 92, 93, 94)  
 Greg Spires (95, 96, 97)  
 Kevin Emanuel (99, 00, 01, 02, 03)  
 Aaron Jones (04, 05, 06)  
 Moses McCray (08, 09, 10, 11, 12)  
 Eddie Goldman (13, 14)  
 Demarcus Christmas (15, 16, 17, 18)  
 Tru Thompson (19, 20, 21)  
 Bishop Thomas (22)

**91**

John Martin (58)  
 Nate Henderson (74, 75)  
 Carlton Jones (78)  
 John Diamantas (79, 80, 81)  
 Willie Tilton (82)  
 Brent Reedy (82, 83)  
 Anthony Johnson (84, 85, 86)  
 Deondri Clark (88, 89, 90, 91, 92)  
 Michael Hendricks (92)  
 Tra Thomas (93)  
 Jeff Womble (99, 00, 01, 02, 03)  
 Emmanuel Dunbar (05, 06, 07, 08)  
 Craig Yarborough (09)  
 Tank Carradine (11, 12)  
 Pierre Jolicouer (13)  
 Derrick Nnadi (14, 15, 16, 17)  
 Robert Cooper (18, 19, 20, 21, 22)

**92**

David Cloud (79)  
 Dave Roberts (81)  
 Mac Lanrini (82, 83)  
 Tom O'Malley (84, 85, 86, 87, 88)  
 Marvin Ferrell (89)  
 James Roberson (90)  
 Eric Romano (91)  
 Matt Platto (91)  
 Gerald Owens (92, 93)  
 Orpheus Roye (94)  
 Jerry Johnson (95, 96, 97, 98, 99)  
 Travis Johnson (00)  
 Josh Charles (01)  
 Darrell Burston (02, 03, 04, 05, 06)  
 Aaron Gresham (07)

Daniel Parvin (09)  
 Anthony McCloud (10, 11, 12)  
 Justin Shanks (13, 14, 15, 16)  
 Cory Durden (17)  
 Liam McCormick (21, 22)

**93**

David Ellis (79, 80)  
 Rick Houston (80)  
 Jim Hendley (82, 83, 84)  
 Eric Hayes (85)  
 Scott Schilbrack (86)  
 Shelton Thompson (86, 87, 88, 89)  
 Chris Cowart (90, 91, 92, 93, 94)  
 Chris Coding (93)  
 Chris Walker (95, 96, 97, 98, 99)  
 Eric Powell (00, 01, 02)  
 Chris Bradwell (03, 04)  
 Letroy Guion (05, 06, 07)  
 Everett Dawkins (08, 09, 10, 11, 12)  
 Brad Bentz (13, 14)  
 Demarcus Christmas (14)  
 Justin Smith (16, 17)  
 Jalen Parks (17)  
 Peter Osimen (18, 19)  
 Jeb Shrader (20)  
 Malakai Menzer (21, 22)

**94**

Mark Sims (79, 80, 81)  
 John Bamber (82)  
 Shawn Thomas (83, 84)  
 Eric Krohn (85, 86, 87)  
 John Flath (88, 89)  
 Taddrick McIntosh (90, 91, 92, 93)  
 Sean Mitchell (94, 95, 96, 97)  
 Bradley Jennings (97)  
 O.J. Jackson (98, 99, 00, 01, 02)  
 Chauncey Davis (03, 04)  
 Justin Mincey (06, 07, 08, 09)  
 Darius Cummings (10, 11)  
 Justin Shanks (12)  
 Keith Ekevik (13)  
 Fredrick Jones (14)  
 Michael Dougherty (14)  
 Walvenski Aime (16, 17, 18)  
 Rowan Hanley (21)  
 George Sklavienitis (22)

**95**

Terry Widner (79, 80)  
 Kevin Griffith (82, 83)  
 Tim Hebron (82, 83)  
 Pat Cicalese (84, 85)  
 Greg Rinehart (86, 88)  
 Carl Simpson (89, 90, 91, 92)  
 Julian Pittman (93, 94, 95, 96, 97)  
 Rian Cason (98, 99, 00, 01)  
 Kameron Wimbley (02, 03, 04, 05)  
 Kevin McNeil (06, 07, 08, 09)  
 Boern Werner (10, 11, 12)  
 Keith Bryant (13, 14, 15, 16)  
 Jamarcus Chatman (18, 19, 20, 21)  
 Daniel Lyons (22)

**96**

Carlton Jones (79)  
 Jerry Riepelle (80)  
 Pete Pantlon (81, 82, 83, 84, 85)  
 Greg Rinehart (87)  
 James Chaney (88, 89, 90, 91)  
 Mike Spencer (91)  
 Connell Spain (92, 93, 94, 95, 96)  
 Char-ron Dorsey (97)  
 Larry Smith (97, 98)  
 Randy Wilkins (99, 00)  
 Donnie Carter (01, 02)  
 Andre Fluellen (03, 04, 05, 06, 07)  
 Toshmon Stevens (08, 09, 10, 11, 12)  
 Arthur Williams (14)  
 Brian Crews (14, 15)  
 Devin Freeman (16)  
 Dante Anderson (22)

**97**

Herbert Harp (79, 80, 81)  
 Tim Flasher (81, 82)  
 Willie Tilton (83)  
 Chris Miller (85)  
 Mike Goodman (86, 87)  
 Reggie Freeman (88, 89, 90, 91, 92)  
 Rodney Williams (93, 94)  
 Roland Seymour (96)  
 Randy Wilkins (98)  
 Tony Benford (98, 99, 00, 01, 02)  
 Clifton Dickson (03, 04)  
 Eli Charles (06, 07)  
 Joshua Rodriguez (08)  
 Jeremy Johnson (08)  
 Demonie McAllister (09, 10, 11, 12, 13)  
 Malachi Tatum (14)  
 Isalah Smallwood (15, 16, 17)  
 Malcolm Lamar (18, 19)  
 Aidan Shahriar (20, 21, 22)  
 Shambre Jackson (21, 22)

**98**

Brad Fojtik (79, 80, 81, 82, 83)  
 Keith Southwood (84, 85)  
 Cory Youmans (85)  
 Bart Schucts (86, 87)  
 Oliver Strickland (88, 89, 90)  
 Corey James (90)  
 Kelly Rush (92)  
 Ben Mayer (93)  
 Melvin Holland (94)  
 Orpheus Roye (95)  
 David Tulloch (96, 97)  
 Chris Woods (98, 99, 00, 01)  
 Brodrick Bunkley (02)  
 Alex Boston (03, 04, 05, 06, 07)  
 Markus White (08, 09, 10)  
 Cameron Erving (11)  
 Shayne Brooks (12)  
 Tre Leonard (14, 15)  
 Rick Lawson (17)  
 Curtis Fann (19, 20)  
 Zane Smith (21, 22)

**99**

Ricky Render (79, 80)  
 Ron Moore (81)  
 Brian Slack (82)  
 Tommy Wilkins (82)  
 Bruce Heggie (83, 84, 85, 86)  
 Anthony Moss (87, 88, 89, 90)  
 Dulack Guerrier (91, 92, 93, 94)  
 Larry Smith (95, 96)  
 David Warren (97, 98, 99, 00)  
 Travis Johnson (01, 02, 03, 04)  
 Everette Brown (05, 06, 07, 08)  
 Jacobbi McDaniel (09, 10)  
 Nie Lawrence-Stampie (11, 12, 13, 14, 15)  
 Matthew Finn (14)  
 Brian Burns (16, 17, 18)  
 Malcolm Ray (19, 20, 21, 22)  
 Max Larson (22)



**JERMAINE JOHNSON II**

**BRIAN BURNS**

**ASANTE SAMUEL JR.**

**CAM AKERS**

**JALEN RAMSEY**

**DERRICK NNADI**

**DERWIN JAMES**

**JAMEIS WINSTON**

# PROS



## PRO FOOTBALL HALL OF FAME

Five former Seminoles have been selected for the Pro Football Hall of Fame after defensive back LeRoy Butler was enshrined in 2022.

Butler joins Walter Jones and Derrick Brooks (both inducted in 2014), Deion Sanders (2011) and Fred Biletnikoff (1988) as the Seminoles that most excelled in the National Football League.

Florida State's four Hall of Fame inductees since 2011 are tied for second in the country. The Seminoles five total Hall of Fame inductees are the second-most in the state of Florida, the fourth-most among current teams in the Atlantic Coast Conference and tied for 11th among all colleges nationally.



### LEROY BUTLER

*Defensive Back 1986-89*  
2022 Pro Football Hall of Fame



### WALTER JONES


*Offensive Tackle 1995-96*  
2014 Pro Football Hall of Fame



# PRO FOOTBALL HALL OF FAME


## DERRICK BROOKS

Linebacker 1991-94  
2014 Pro Football Hall of Fame




## DEION SANDERS

Cornerback 1985-88  
2011 Pro Football Hall of Fame



## FRED BILETNIKOFF

Wide Receiver 1962-64  
1988 Pro Football Hall of Fame



## SEMINOLES IN THE PROS

### NATIONAL CHAMPS / SUPER BOWL CHAMPS



Ronald Darby

Florida State has 14 different players who have won both a National Title and Super Bowl. Bryan Stork and William Floyd accomplished the feat in back-to-back seasons.

#### 1993 NATIONAL CHAMPIONS

- William Floyd – Super Bowl XXIX (San Francisco)
- Andre Cooper – Super Bowl XXXII (Denver)
- Devin Bush – Super Bowl XXXIV (St. Louis)
- Peter Boulware – Super Bowl XXXV (Baltimore)
- Derrick Brooks – Super Bowl XXXVII (Tampa Bay)
- Greg Spires – Super Bowl XXXVII (Tampa Bay)

#### 1999 NATIONAL CHAMPIONS

- Chris Hope – Super Bowl XL (Pittsburgh)
- Anquan Boldin – Super Bowl XLVII (Baltimore)

#### 2013 NATIONAL CHAMPIONS

- Bryan Stork – Super Bowl XLIX (New England)
- Tre' Jackson – Super Bowl LI (New England)
- Ronald Darby – Super Bowl LII (Philadelphia)
- Timmy Jernigan – Super Bowl LII (Philadelphia)
- Cameron Erving – Super Bowl LIV (Kansas City)
- Jalen Ramsey – Super Bowl LVI (Los Angeles Rams)



Cameron Erving




Timmy Jernigan



Andre Cooper

### NFL PIPELINE

- 5 Pro Football Hall of Famers, 4th among current ACC programs and 11th nationally
- 76 Former Noles have played in the Super Bowl




Devin Bush



William Floyd



Anquan Boldin

### SEMINOLES IN THE NFL DRAFT

- 46 all-time first-round picks, the ACC's 2nd-highest total and tied for 11th in NCAA
- 40 consecutive years with at least one player drafted, the 8th-longest active streak in the nation through the 2023 draft
- In 2015, the Seminoles became the first team in the common draft era (since 1967) to have every offensive position selected in a single year
- Florida State holds the ACC record for most picks in a single year with 11 in 2013 and 2015



Brian Burns



Derwin James

# SEMINOLES IN THE PROS



**Cam Akers**



**Brian Burns**



**Graham Gano**

## SEMINOLES ON NFL ROSTERS AFC EAST

Jalen Ramsey	Miami Dolphins
Jermaine Johnson II	New York Jets
Hamsah Nasirildeen	New York Jets

## AFC WEST

Joshua Kaindoh	Kansas City Chiefs
Derrick Nnadi	Kansas City Chiefs
Dustin Hopkins	Los Angeles Chargers
Derwin James Jr.	Los Angeles Chargers
Asante Samuel Jr.	Los Angeles Chargers
Ontaria 'Pokey' Wilson	Los Angeles Chargers

## NFC EAST

Jashaun Corbin	New York Giants
Graham Gano	New York Giants
Roderick Johnson	Philadelphia Eagles
Janarius Robinson	Philadelphia Eagles
Josh Sweat	Philadelphia Eagles

## SEMINOLES ON NFL ROSTERS NFC WEST

Cam Akers	Los Angeles Rams
Keir Thomas	Los Angeles Rams
Mario Edwards Jr.	Seattle Seahawks

## NFC NORTH

DeMarcus Walker	Chicago Bears
Camren McDonald	Green Bay Packers

## NFC SOUTH

Eddie Goldman	Atlanta Falcons
Brian Burns	Carolina Panthers
Cameron Erving	Carolina Panthers
Jammie Robinson	Carolina Panthers
Jameis Winston	New Orleans Saints

*as of July 21, 2023*



**Jalen Ramsey**



**Dustin Hopkins**



**Asante Samuel Jr.**



**Josh Sweat**

MEDIA

PREVIEW

TEAM

COACHES

REVIEW

HONORS

PROS

RECORDS

FSU



# SEMINOLES IN THE PROS



**Derwin James**

## FSU CONSENSUS NFL ALL-ROOKIE SELECTIONS

Bobby Jackson	New York Jets, 1978
Alphonso Carreker	Green Bay Packers, 1984
Lawrence Dawsey	Tampa Bay Buccaneers, 1991
Derrick Brooks	Tampa Bay Buccaneers, 1995
Corey Fuller	Minnesota Vikings, 1995
Tamarick Vanover	Kansas City Chiefs, 1995
Peter Boulware	Baltimore Ravens, 1997 (NFL Defensive Rookie of the Year)
Warrick Dunn	Tampa Bay Buccaneers, 1997 (NFL Offensive Rookie of the Year)
Walter Jones	Seattle Seahawks, 1997
Andre Wadsworth	Arizona Cardinals, 1998
Corey Simon	Philadelphia Eagles, 2000
Tommy Polley	St. Louis Rams, 2001 (NFL Defensive Rookie of the Year)
Anquan Boldin	Arizona Cardinals, 2003 (NFL Offensive Rookie of the Year)
Michael Boulware	Seattle Seahawks, 2004
Darnell Dockett	Arizona Cardinals, 2004
Ernie Sims	Detroit Lions, 2006
Eddie Goldman	Chicago Bears, 2015
Will Tye	New York Giants, 2015
Jameis Winston	Tampa Bay Buccaneers, 2015
Jalen Ramsey	Jacksonville Jaguars, 2016
Derwin James	Los Angeles Chargers, 2018

## FSU PRO BOWL SELECTIONS

Ron Sellers	New England Patriots, 1969
Fred Biletnikoff	Oakland Raiders, 1967, 1969+, 1970, 1971, 1972+, 1973, 1974
J.T. Thomas	Pittsburgh Steelers, 1976
Rohn Stark	Indianapolis Colts, 1985, 1986, 1990, 1992
Marion Butts	San Diego Chargers, 1990, 1991
Deion Sanders	Atlanta Falcons, 1991, 1992+, 1993+; San Francisco 49ers, 1994+ (NFL Defensive Player of the Year); Dallas Cowboys, 1996+, 1997+, 1998+, 1999
LeRoy Butler	Green Bay Packers, 1993+, 1996+, 1997+, 1998+
Rick Tuten	Seattle Seahawks, 1994
Derrick Brooks	Tampa Bay Buccaneers, 1997, 1998, 1999+, 2000+, 2001, 2002+ (NFL Defensive Player of the Year); 2003, 2004+, 2005+, 2006, 2008
Warrick Dunn	Tampa Bay Buccaneers, 1997, 2000, Atlanta Falcons, 2005
Peter Boulware	Baltimore Ravens, 1998, 1999, 2002, 2003
Brad Johnson	Minnesota Vikings, 1999; Tampa Bay Buccaneers, 2002
Walter Jones	Seattle Seahawks, 1999, 2001+, 2002, 2003, 2004+, 2005+, 2006, 2007+, 2008
Sam Cowart	Buffalo Bills, 2000
Scott Player	Arizona Cardinals, 2000
Samari Rolle	Tennessee Titans, 2000+
Anquan Boldin	Arizona Cardinals, 2003, 2006, 2008
Laveranues Coles	Washington Redskins, 2003
Corey Simon	Philadelphia Eagles, 2003
Tra Thomas	Philadelphia Eagles, 2001, 2002, 2004
Javon Walker	Green Bay Packers, 2004
Antonio Cromartie	San Diego Chargers, 2007+; New York Jets 2012, 2013; Arizona Cardinals, 2014
Darnell Dockett	Arizona Cardinals, 2007, 2009, 2010
Chris Hope	Tennessee Titans, 2008
Leon Washington	New York Jets, 2008+; Seattle Seahawks, 2012
Sebastian Janikowski	Oakland Raiders, 2011
Lawrence Timmons	Pittsburgh Steelers, 2014
Devonta Freeman	Atlanta Falcons, 2015, 2016
Jameis Winston	Tampa Bay Buccaneers, 2015
Rodney Hudson	Oakland Raiders, 2016, 2017, 2019
Jalen Ramsey	Jacksonville Jaguars, 2017+, 2018, 2019; Los Angeles Rams, 2020+, 2021+, 2022
Xavier Rhodes	Minnesota Vikings, 2016, 2017+, 2019
Graham Gano	Carolina Panthers, 2017
Telvin Smith	Jacksonville Jaguars, 2017
Derwin James	Los Angeles Chargers, 2018+, 2021, 2022
Dalvin Cook	Minnesota Vikings, 2019, 2020, 2021, 2022
Brian Burns	Carolina Panthers, 2021, 2022
Josh Sweat	Philadelphia Eagles, 2021

+First Team All-Pro



**Derrick Nnadi**

## FSU SUPER BOWL PARTICIPANTS

Fred Biletnikoff	Oakland Raiders, II (1-14-1968), XI* (1-9-1977)
Ron Sellers	Miami Dolphins, VIII (1-13-1974)
J.T. Thomas	Pittsburgh Steelers, IX (1-12-1975), X (1-18-1976), XIII (1-21-1979), XIV (1-20-1980)
Willie Jones	Oakland Raiders, XV (1-25-1981)
Mike Shumann	San Francisco 49ers, XVI (1-24-1982)
Ron Hester	Miami Dolphins, XVII (1-30-1983)
Dennis McKinnon	Chicago Bears, XX (1-26-1986)
Alphonso Carreker	Denver Broncos, XXI (1-25-1987)
Ken Lanier	Denver Broncos, XXI (1-25-1987), XXII (1-31-1988), XXIV (1-28-1990)
Zeke Mowatt	New York Giants, XXI (1-25-1987)
Alphonso Carreker	Denver Broncos, XXIV (1-28-1990)
Odell Haggins	Buffalo Bills, XXVI (1-26-1992)
Rick Tuten	Buffalo Bills, XXV (1-27-1991); St. Louis Rams, XXXIV (1-30-2000)
Martin Mayhew	Washington Redskins, XXVI (1-26-1992)
Dexter Carter	San Francisco 49ers, XXIX (1-29-1995)
Dedrick Dodge	San Francisco 49ers, XXIX (1-29-1995); Denver Broncos, XXXII (1-25-1998)
William Floyd	San Francisco 49ers, XXIX (1-29-1995)
Deion Sanders	San Francisco 49ers, XXIX (1-29-1995); Dallas Cowboys, XXX (1-28-1996)
Rohn Stark	Pittsburgh Steelers, XXX (1-28-1996)
Edgar Bennett	Green Bay Packers, XXXI (1-26-1997)
LeRoy Butler	Green Bay Packers, XXXI (1-26-1997), XXXII (1-25-1998)
Devin Bush	Atlanta Falcons, XXXIII (1-31-1999); St. Louis Rams, XXXIV (1-30-2000)
Andre Cooper	Denver Broncos, XXXIII (1-31-1999)
Henri Crockett	Atlanta Falcons, XXXIII (1-31-1999)
Amp Lee	St. Louis Rams, XXXIV (1-30-2000)
Kevin Long	Tennessee Titans, XXXIV (1-30-2000)
Samari Rolle	Tennessee Titans, XXXIV (1-30-2000)
Peter Boulware	Baltimore Ravens, XXXV (1-28-2001)
Brian Allen	St. Louis Rams, XXXVI (2-3-2002); Carolina Panthers, XXXVIII (2-1-2004)
Terrell Buckley	New England Patriots, XXXVI (2-3-2002)
Tommy Polley	St. Louis Rams, XXXVI (2-3-2002)
Derrick Brooks	Tampa Bay Buccaneers, XXXVII (1-26-2003)
Tony Bryant	Oakland Raiders, XXXVII (1-26-2003)
Zack Crockett	Oakland Raiders, XXXVII (1-26-2003)
Derrick Gibson	Oakland Raiders, XXXVII (1-26-2003)
Dexter Jackson	Tampa Bay Buccaneers, XXXVII (1-26-2003)
Sebastian Janikowski	Oakland Raiders, XXXVIII (1-26-2003)
Brad Johnson	Tampa Bay Buccaneers, XXXVIII (1-26-2003)
Greg Spires	Tampa Bay Buccaneers, XXXVIII (1-26-2003)
David Warren	Oakland Raiders, XXXVII (1-26-2003)
Chris Weinke	Carolina Panthers, XXXVIII (2-1-2004)
P.K. Sam	New England Patriots, XXXIX (2-6-2005)
Corey Simon	Philadelphia Eagles, XXXIX (2-6-2005)
Tra Thomas	Philadelphia Eagles, XXXIX (2-6-2005)
Michael Boulware	Seattle Seahawks, XL (2-5-2006)
Chris Hope	Pittsburgh Steelers, XL (2-5-2006)
Walter Jones	Seattle Seahawks, XL (2-5-2006)
Bryant McFadden	Pittsburgh Steelers, XL (2-5-2006), XLIII (2-1-2009), XLV (2-6-2011)
Peter Warrick	Seattle Seahawks, XL (2-5-2006)
Ray Willis	Seattle Seahawks, XL (2-5-2006)
Anquan Boldin	Arizona Cardinals, XLIII (2-1-2009); Baltimore Ravens, XLVII (2-3-2013)
Darnell Dockett	Arizona Cardinals, XLIII (2-1-2009)
Orpheus Roye	Pittsburgh Steelers, XLIII (2-1-2009)
Lawrence Timmons	Pittsburgh Steelers, XLIII (2-1-2009), XLV (2-6-2011)
Tony Carter	Denver Broncos, XLVIII (2-2-2014)
Bryan Stork	New England Patriots, XLIX (2-1-2015)
Kevin Benjamin	Carolina Panthers, 50^ (2-7-2016)
Graham Gano	Carolina Panthers, 50 (2-7-2016)
Devonta Freeman	Atlanta Falcons, LI (2-5-2017)
Tre' Jackson	New England Patriots, LI^ (2-5-2017)
Nigel Bradham	Philadelphia Eagles, LII (2-4-2018)
Ronald Darby	Philadelphia Eagles, LII (2-4-2018)
Timmy Jernigan	Philadelphia Eagles, LII (2-4-2018)
Patrick Robinson	Philadelphia Eagles, LII (2-4-2018)
Lamaricus Joyner	Los Angeles Rams, LIII (2-3-19)
Ryan Izzo	New England Patriots, LIII^ (2-3-19)
Cameron Erving	Kansas City Chiefs, LIV (2-2-20)
Derrick Nnadi	Kansas City Chiefs, LIV (2-2-20), LV (2-7-21), LVII (2-12-23)
Garrison Sanborn	Tampa Bay Buccaneers, LV (2-7-21)
Cam Akers	Los Angeles Rams, LVI (2-13-22)
Jalen Ramsey	Los Angeles Rams, LVI (2-13-22)
Auden Tate	Cincinnati Bengals, LVI^ (2-13-22)
Joshua Kaindoh	Kansas City Chiefs, LVII (2-12-23)
Roderick Johnson	Philadelphia Eagles, LVII (2-12-23)
Janarius Robinson	Philadelphia Eagles, LVII (2-12-23)
Josh Sweat	Philadelphia Eagles, LVII (2-12-23)
Marvin Wilson	Philadelphia Eagles, LVII (2-12-23)

Bold = Super Bowl Champion

\* = Super Bowl MVP

^ - Injured Reserve

MEDIA

PREVIEW

TEAM

COACHES

REVIEW

HONORS

PROS

RECORDS

FSU

# NFL DRAFT HISTORY

Year	Name	Pos	Team	Round
1951	Mike Sellers	B	Cleveland Browns	12th (140)
	Wayne Benner	B	Cleveland Browns	24th (289)
	Bill Driver	B	Cleveland Browns	29th (349)
1952	Roy Thompson	B	Cleveland Browns	12th (143)
1954	Bobby Fiveash	RB	San Francisco 49ers	16th (190)
	Tom Feamster	OT	Chicago Bears	25th (293)
1955	Tom Feamster	OT	Los Angeles Rams	4th (39)
	Bill Proctor	OL	Cleveland Browns	20th (240)
1956	George Boyer	LB	Los Angeles Rams	8th (95)
	Jerry Jacobs	OG	Pittsburgh Steelers	19th (219)
1957	Lee Corso	QB	Chicago Cardinals	29th (345)
1958	Bobby Renn	DB	Cleveland Browns	22nd (263)
	Ron Schomburger	OL	Washington Redskins	23rd (269)
1961	Bud Whitehead	RB	San Diego Chargers	16th (AFL)
	Tony Romeo	TE	Washington Redskins	19th
1962	Don Donatelli	C	St. Louis Cardinals	18th
	Ed Trancygier	QB	Washington Redskins	20th
1963	Keith Kinderman	RB	San Diego Chargers	3rd (AFL)
			Green Bay Packers	8th (NFL)
1964	Bill Dawson	TE	Los Angeles Rams	12th (NFL)
			Boston Patriots	19th (AFL)
1965	Fred Biletnikoff	WR	Oakland Raiders	2nd (AFL)
			Detroit Lions	3rd (NFL)
	Steve Tensi	QB	San Diego Chargers	4th (AFL)
			Baltimore Colts	16th (NFL)
	Don Floyd	DE	San Diego Chargers	14th (AFL)
	Jack Edwards	C	San Diego Chargers	20th (AFL)
	Frank Pennie	OT	Oakland Raiders	9th (AFL)
			Redshirt	
1966	Jack Shinholser	LB	Washington Redskins	9th (NFL)
			Oakland Raiders	19th (AFL)
	Jim Mankins	FB	Green Bay Packers	12th (NFL)
			Miami Dolphins	6th (AFL)
			Redshirt	
	Bill McDowell	LB	San Diego Chargers	20th (AFL)
	Joe Avezzano	C	Boston Patriots	6th (AFL)
			Redshirt	
1967	Del Williams	C	New Orleans Saints	3rd (79)
	Larry Kissam	T	Miami Dolphins	17th (422)
1968	Kim Hammond	QB	Miami Dolphins	6th (142)
	Lane Fenner	WR	San Diego Chargers	7th (183)
	Thurston Taylor	TE	Philadelphia Eagles	12th (312)
	Bill Moreman	RB	New York Giants	14th (368)
	Wayne McDuffie	C	Cleveland Browns	17th (455)
1969	Ron Sellers	WR	Boston Patriots	1st (6)
	Chip Glass	TE	Cleveland Browns	3rd (72)
	Bill Rhodes	G	St. Louis Cardinals	4th (97)
	Walt Sumner	DB	Cleveland Browns	7th (176)
	Dale McCullers	LB	Miami Dolphins	12th (297)
1970	Bill Cappelman	QB	Minnesota Vikings	2nd (51)
	Grant Guthrie	K	Buffalo Bills	6th (135)
	Jeff Curchin	OT	Chicago Bears	6th (136)
	Phil Abraira	DB	Chicago Bears	15th (366)
1971	Tom Bailey	RB	Philadelphia Eagles	10th (256)
1972	Rhett Dawson	WR	Houston Oilers	10th (240)
	Richard Amman	DE	Dallas Cowboys	10th (260)
	Kent Gaydos	WR	Oakland Raiders	12th (306)
1973	Barry Smith	WR	Green Bay Packers	1st (21)
	J.T. Thomas	DB	Pittsburgh Steelers	1st (24)
	Gary Huff	QB	Chicago Bears	2nd (33)
	Eddie McMillan	DB	Los Angeles Rams	4th (95)
	Charlie Hunt	LB	San Francisco 49ers	10th (253)
	Gary Parris	TE	San Diego Chargers	15th (372)
1974	Buzzy Lewis	DB	Baltimore Colts	17th (436)
1975	Bert Cooper	LB	New York Jets	12th (299)
1976	Greg Johnson	DT	Philadelphia Eagles	5th (135)
	Randy Coffield	LB	Seattle Seahawks	10th (266)
	Lee Nelson	DB	St. Louis Cardinals	15th (420)
1977	Gary Woolford	DB	Houston Oilers	6th (148)
	Steve Mathieson	QB	Detroit Lions	9th (236)
1978	Bobby Jackson	DB	New York Jets	6th (141)
	Louis Richardson	DE	New York Jets	10th (254)
	Larry Key	RB	Green Bay Packers	10th (256)
	Nat Terry	DB	Pittsburgh Steelers	11th (279)

Year	Name	Pos	Team	Round
1979	Willie Jones	DE	Oakland Raiders	2nd (42)
	Nate Henderson	OT	St. Louis Cardinals	11th (283)
1980	Mark Lyles	RB	Cincinnati Bengals	8th (196)
	Jackie Flowers	WR	Dallas Cowboys	9th (246)
	Walter Carter	DT	Oakland Raiders	10th (264)
	Jimmy Jordan	QB	New England Patriots	12th (320)
1981	Bobby Butler	DB	Atlanta Falcons	1st (25)
	Ken Lanier	OT	Denver Broncos	5th (125)
	Ron Simmons	DT	Cleveland Browns	6th (160)
	Paul Piurowski	LB	Dallas Cowboys	8th (218)
	Bill Capece	K	Houston Oilers	12th (324)
1982	Rohn Stark	P	Baltimore Colts	2nd (34)
	Ron Hester	LB	Miami Dolphins	6th (164)
	Mike Whiting	RB	Dallas Cowboys	11th (304)
1984	Alphonso Carreker	DE	Green Bay Packers	1st (12)
	Weegie Thompson	WR	Pittsburgh Steelers	4th (108)
1985	Jessie Hester	WR	Los Angeles Raiders	1st (23)
	Greg Allen	RB	Cleveland Browns	2nd (35)
	Billy Allen	RB	New Orleans Saints	4th (95)
	Eric Riley	DB	Denver Broncos	8th (222)
	Roosevelt Snipes	RB	San Francisco 49ers	8th
			supplemental draft	
1986	Hassan Jones	WR	Minnesota Vikings	5th (120)
	John Ionata	G	Dallas Cowboys	9th (242)
	Cletis Jones	RB	New England Patriots	10th (276)
	Garth Jax	LB	Dallas Cowboys	11th (296)
	Jesse Solomon	LB	Minnesota Vikings	12th (318)
	Isaac Williams	DT	Indianapolis Colts	12th (326)
1987	Gerald Nichols	NT	New York Jets	7th (187)
1988	Pat Carter	TE	Detroit Lions	2nd (32)
	Paul McGowan	LB	Minnesota Vikings	9th (237)
	Martin Mayhew	DB	Buffalo Bills	10th (262)
	Danny McManus	QB	Kansas City Chiefs	11th (282)
1989	Deion Sanders	DB	Atlanta Falcons	1st (5)
	Sammie Smith	RB	Miami Dolphins	1st (9)
	Pat Tomberlin	G	Indianapolis Colts	4th (99)
	Marion Butts	RB	San Diego Chargers	7th (183)
	Victor Floyd	RB	San Diego Chargers	11th (287)
	Stan Shiver	DB	Green Bay Packers	12th (310)
1990	Dexter Carter	RB	San Francisco 49ers	1st (25)
	LeRoy Butler	DB	Green Bay Packers	2nd (48)
	Peter Tom Willis	QB	Chicago Bears	3rd (63)
	Ron Lewis	WR	San Francisco 49ers	3rd (68)
	Eric Hayes	DT	Seattle Seahawks	5th (119)
	Odell Haggins	DT	San Francisco 49ers	9th (248)
	Terry Anthony	WR	Tampa Bay Buccaneers	11th (281)
1991	Reggie Johnson	TE	Denver Broncos	2nd (30)
	Lawrence Dawsey	WR	Tampa Bay Buccaneers	3rd (66)
	Anthony Moss	LB	New York Giants	5th (139)
	Richie Andrews	K	Detroit Lions	6th (151)
	Hayward Haynes	OG	New Orleans Saints	7th (182)
1992	Terrell Buckley	DB	Green Bay Packers	1st (5)
	Amp Lee	RB	San Francisco 49ers	2nd (45)
	Howard Dinkins	LB	Atlanta Falcons	3rd (73)
	Casey Weldon	QB	Philadelphia Eagles	4th (102)
	Edgar Bennett	RB	Green Bay Packers	4th (103)
	Brad Johnson	QB	Minnesota Vikings	9th (227)
1993	Marvin Jones	LB	New York Jets	1st (4)
	Carl Simpson	DT	Chicago Bears	2nd (35)
	Dan Footman	DE	Cleveland Browns	2nd (42)
	Reggie Freeman	LB	New Orleans Saints	2nd (53)
	Sterling Palmer	DE	Washington Redskins	4th (101)
	Shannon Baker	WR	Atlanta Falcons	8th (205)
1994	William Floyd	RB	San Francisco 49ers	1st (28)
	Lonnie Johnson	TE	Buffalo Bills	2nd (61)
	Corey Sawyer	DB	Cincinnati Bengals	4th (104)
	Sean Jackson	RB	Houston Oilers	4th (129)
	Kevin Knox	WR	Buffalo Bills	6th (192)
	Toddrick McIntosh	DT	Dallas Cowboys	7th (216)

Year	Name	Pos	Team	Round
1995	Derrick Alexander	DE	Minnesota Vikings	1st (11)
	Devin Bush	DB	Atlanta Falcons	1st (26)
	Derrick Brooks	LB	Tampa Bay Buccaneers	1st (28)
	Corey Fuller	DB	Minnesota Vikings	2nd (55)
	Zack Crockett	RB	Indianapolis Colts	3rd (79)
	Tamarick Vanover	WR	Kansas City Chiefs	3rd (81)
	Chris Cowart	LB	San Diego Chargers	4th (100)
	Clifton Abraham	DB	Tampa Bay Buccaneers	5th (143)
	Kez McCorvey	WR	Detroit Lions	5th (156)
	'Omar Ellison	WR	San Diego Chargers	5th (162)
1996	Clay Shiver	C	Dallas Cowboys	3rd (67)
	Danny Kanell	QB	New York Giants	4th (130)
	Phillip Riley	WR	Philadelphia Eagles	6th (199)
	Orpheus Roye	DE	Pittsburgh Steelers	6th (200)
1997	Peter Boulware	DE	Baltimore Ravens	1st (4)
	Walter Jones	OT	Seattle Seahawks	1st (6)
	Warrick Dunn	RB	Tampa Bay Buccaneers	1st (12)
	Reinard Wilson	DE	Cincinnati Bengals	1st (14)
	Henri Crockett	LB	Atlanta Falcons	4th (100)
	Vernon Crawford	LB	New England Patriots	5th (159)
	Byron Capers	DB	Philadelphia Eagles	7th (225)
1998	Andre Wadsworth	DL	Arizona Cardinals	1st (3)
	Tra Thomas	OT	Philadelphia Eagles	1st (11)
	Sam Cowart	OLB	Buffalo Bills	2nd (39)
	Samar Rolle	DB	Tennessee Oilers	2nd (46)
	E.G. Green	WR	Indianapolis Colts	3rd (71)
	Greg Spires	DE	New England Patriots	3rd (83)
	Julian Pittman	DT	New Orleans Saints	4th (99)
	Shevin Smith	DB	Tampa Bay Buccaneers	6th (184)
	Kevin Long	C	Tennessee Oilers	7th (229)
1999	Tony Bryant	DE	Oakland Raiders	2nd (40)
	Larry Smith	DT	Jacksonville Jaguars	2nd (56)
	Dexter Jackson	DB	Tampa Bay Buccaneers	4th (113)
	Lamar Glenn	FB	Tampa Bay Buccaneers	6th (195)
2000	Peter Warrick	WR	Cincinnati Bengals	1st (4)
	Corey Simon	DT	Philadelphia Eagles	1st (6)
	Sebastian Janikowski	K	Oakland Raiders	1st (17)
	Ron Dugans	WR	Cincinnati Bengals	3rd (66)
	Laveranues Coles	WR	New York Jets	3rd (78)
	Jerry Johnson	DT	Denver Broncos	4th (101)
	Mario Edwards	DB	Dallas Cowboys	6th (180)



Warrick Dunn

# NFL DRAFT HISTORY



**Jameis Winston**

Year	Name	Pos	Team	Round
2001	Jamal Reynolds	DE	Green Bay Packers	1st (10)
	Derrick Gibson	DB	Oakland Raiders	1st (28)
	Tommy Polley	LB	St. Louis Rams	2nd (42)
	Tay Cody	DB	San Diego Chargers	3rd (67)
	Snoop Minnis	WR	Kansas City Chiefs	3rd (77)
	Brian Allen	LB	St. Louis Rams	3rd (83)
	Travis Minor	RB	Miami Dolphins	3rd (85)
	Chris Weinke	QB	Carolina Panthers	4th (106)
	Char-ron Dorsey	OT	Dallas Cowboys	7th (242)
2002	Javon Walker	WR	Green Bay Packers	1st (20)
	Chris Hope	DB	Pittsburgh Steelers	3rd (94)
	Milford Brown	OG	Houston Texans	6th
			supplemental draft	
2003	Anquan Boldin	WR	Arizona Cardinals	2nd (54)
	Alonzo Jackson	DE	Pittsburgh Steelers	2nd (59)
	Montrae Holland	OG	New Orleans Saints	4th (102)
	Brett Williams	OT	Kansas City Chiefs	4th (113)
	Todd Williams	OG	Tennessee Titans	7th (225)
	Talman Gardner	WR	New Orleans Saints	7th (231)
2004	Michael Boulware	LB	Seattle Seahawks	2nd (53)
	Greg Jones	RB	Jacksonville Jaguars	2nd (55)
	Darnell Dockett	DT	Arizona Cardinals	3rd (64)
	Kendyll Pope	LB	Indianapolis Colts	4th (107)
	P.K. Sam	WR	New England Patriots	5th (164)
2005	Travis Johnson	DT	Houston Texans	1st (16)
	Alex Barron	OT	St. Louis Rams	1st (19)
	Bryant McFadden	DB	Pittsburgh Steelers	2nd (62)
	Ray Willis	OT	Seattle Seahawks	4th (105)
	Craphonso Thorpe	WR	Kansas City Chiefs	4th (116)
	Jerome Carter	DB	St. Louis Rams	4th (117)
	Chauncey Davis	DE	Atlanta Falcons	4th (128)
	Adrian McPherson	QB	New Orleans Saints	5th (152)
	Eric Moore	DE	New York Giants	6th (186)
2006	Ernie Sims	LB	Detroit Lions	1st (9)
	Kameron Wimbley	DE	Cleveland Browns	1st (13)
	Brodrick Bunkley	DT	Philadelphia Eagles	1st (14)
	Antonio Cromartie	DB	San Diego Chargers	1st (19)
	Willie Reid	WR	Pittsburgh Steelers	3rd (95)
	Leon Washington	RB	New York Jets	4th (117)
	Pat Watkins	DB	Dallas Cowboys	5th (138)
	A.J. Nicholson	LB	Cincinnati Bengals	5th (157)



**Jermaine Johnson II**

Year	Name	Pos	Team	Round
2007	Lawrence Timmons	LB	Pittsburgh Steelers	1st (15)
	Buster Davis	LB	Arizona Cardinals	3rd (69)
	Lorenzo Booker	RB	Miami Dolphins	3rd (71)
	Mario Henderson	OL	Oakland Raiders	3rd (91)
	Chris Davis	WR	Tennessee Titans	4th (128)
2008	Andre Fluellen	DT	Detroit Lions	3rd (87)
	Letroy Guion	DT	Minnesota Vikings	5th (152)
	Geno Hayes	LB	Tampa Bay Buccaneers	6th (175)
2009	Everette Brown	DE	Carolina Panthers	2nd (43)
2010	Patrick Robinson	DB	New Orleans Saints	1st (32)
	Myron Rolle	DB	Tennessee Titans	6th (207)
	Dekoda Watson	LB	Tampa Bay Buccaneers	7th (217)
2011	Christian Ponder	QB	Minnesota Vikings	1st (12)
	Rodney Hudson	OL	Kansas City Chiefs	2nd (55)
	Markus White	DE	Washington Redskins	7th (224)
2012	Nigel Bradham	OLB	Buffalo Bills	4th (105)
	Zebrie Sanders	OL	Buffalo Bills	5th (144)
	Mike Harris	CB	Jacksonville Jaguars	6th (176)
	Andrew Datko	OL	Green Bay Packers	7th (241)
2013	EJ Manuel	QB	Buffalo Bills	1st (16)
	Bjoern Werner	DE	Indianapolis Colts	1st (24)
	Xavier Rhodes	CB	Minnesota Vikings	1st (25)
	Cornellius Carradine	DE	San Francisco 49ers	2nd (40)
	Menelik Watson	OT	Oakland Raiders	2nd (42)
	Chris Thompson	RB	Washington Redskins	5th (154)
	Brandon Jenkins	DE	Washington Redskins	5th (162)
	Dustin Hopkins	K	Buffalo Bills	6th (177)
	Nick Moody	LB	San Francisco 49ers	6th (180)
	Vince Williams	LB	Pittsburgh Steelers	6th (206)
	Everett Dawkins	DT	Minnesota Vikings	7th (229)
2014	Kelvin Benjamin	WR	Carolina Panthers	1st (28)
	Lamaricus Joyner	S	St. Louis Rams	2nd (41)
	Timmy Jernigan	DT	Baltimore Ravens	2nd (48)
	Terrence Brooks	S	Baltimore Ravens	3rd (79)
	Devonta Freeman	RB	Atlanta Falcons	4th (103)
	Bryan Stork	C	New England Patriots	4th (105)
	Telvin Smith	LB	Jacksonville Jaguars	5th (144)

Year	Name	Pos	Team	Round
2015	Jameis Winston	QB	Tampa Bay Buccaneers	1st (1)
	Cameron Erving	OL	Cleveland Browns	1st (19)
	Mario Edwards Jr.	DE	Oakland Raiders	2nd (35)
	Eddie Goldman	DT	Chicago Bears	2nd (39)
	Ronald Darby	CB	Buffalo Bills	2nd (50)
	P.J. Williams	CB	New Orleans Saints	3rd (78)
	Tre' Jackson	G	New England Patriots	4th (111)
	Rashad Greene	WR	Jacksonville Jaguars	5th (139)
	Karlos Williams	RB	Buffalo Bills	5th (155)
	Nick O'Leary	TE	Buffalo Bills	6th (194)
	Bobby Hart	OL	New York Giants	7th (226)
2016	Jalen Ramsey	DB	Jacksonville Jaguars	1st (5)
	Roberto Aguayo	K	Tampa Bay Buccaneers	2nd (59)
2017	Dalvin Cook	RB	Minnesota Vikings	2nd (41)
	DeMarcus Walker	DE	Denver Broncos	2nd (51)
	Roderick Johnson	OL	Cleveland Browns	5th (160)
	Marquez White	DB	Dallas Cowboys	6th (216)
2018	Derwin James	DB	Los Angeles Chargers	1st (17)
	Derrick Nnadi	DT	Kansas City Chiefs	3rd (75)
	Rick Leonard	OT	New Orleans Saints	4th (127)
	Josh Sweat	DE	Philadelphia Eagles	4th (130)
	Ryan Izzo	TE	New England Patriots	7th (250)
	Auden Tate	WR	Cincinnati Bengals	7th (253)
2019	Brian Burns	DE	Carolina Panthers	1st (16)
	Demarcus Christmas	DT	Seattle Seahawks	6th (209)
2020	Cam Akers	RB	Los Angeles Rams	2nd (52)
2021	Asante Samuel Jr.	DB	Los Angeles Chargers	2nd (47)
	Janarius Robinson	DE	Minnesota Vikings	4th (134)
	Joshua Kaindoh	DE	Kansas City Chiefs	4th (144)
	Hamsah Nasirildeen	DB	New York Jets	6th (186)
2022	Jermaine Johnson II	DE	New York Jets	1st (26)
2023	Jammie Robinson	DB	Carolina Panthers	5th (145)



**Joshua Kaindoh**

# FSU ALL-TIME NFL PLAYERS



**Edgar Bennett**

Abraham, Clifton (DB, 1990-94)	Tampa Bay Buccaneers (1995) Chicago Bears (1996) Carolina Panthers (1997)
Aguayo, Roberto (K, 2012-15)	Tampa Bay Buccaneers (2016) Carolina Panthers (2017)
Akers, Cam (RB, 2017-19)	Los Angeles Rams (2020-Present)
Alexander, Derrick (DL, 1991-94)	Minnesota Vikings (1995-98) Cleveland Browns (1999)
Alexander, Mister (LB, 2006-10)	Houston Texans (2011-12)
Allen, Brian (LB, 1996-2000)	St. Louis Rams (2001) Carolina Panthers (2002-04)
Allen, Greg (RB, 1981-84)	Cleveland Browns (1985) Tampa Bay Buccaneers (1986)
Amman, Richard (DE, 1969-71)	Baltimore Colts (1972-73)
Anthony, Terry (WR, 1986-89)	Tampa Bay Buccaneers (1990-91) Boston Patriots (1996)
Avezzano, Joe (C, 1962-65)	Philadelphia Eagles (1971-74)
Bailey, Tom (RB, 1968-70)	Indianapolis Colts (1994)
Baker, Shannon (WR, 1989-92)	Dallas Cowboys (2022-Present)
Ball, Josh (LT, 2016-17)	New Orleans Saints (2014) Carolina Panthers (2016) San Francisco 49ers (2016)
Ball, Marcus (DB, 2006-07)	St. Louis Rams (2005-09) Dallas Cowboys (2010)
Barron, Alex (OT, 2000-04)	Kansas City Chiefs (1977-84) Carolina Panthers (2014-17) Buffalo Bills (2017-18) Kansas City Chiefs (2018)
Beckman, Ed (TE, 1973-76)	Green Bay Packers (1992-97) Chicago Bears (1998-99)
Benjamin, Kelvin (WR, 2011-13)	Denver Broncos (1997, 2000) Atlanta Falcons (1997-98) Kansas City Chiefs (1999) Washington Redskins (2000)
Berry, Louis (P, 1983-86)	Atlanta Falcons (1987)
Biletznikoff, Fred (WR, 1962-64)	Oakland Raiders (1965-78)
Bolden, Isaiah (DB, 2018-20)	New England Patriots (2023-Present)
Boldin, Anquan (WR, 1999-2002)	Arizona Cardinals (2003-09) Baltimore Ravens (2010-12) San Francisco 49ers (2013-15) Detroit Lions (2016)
Booker, Lorenzo (RB, 2002-06)	Miami Dolphins (2007) Philadelphia Eagles (2008) Minnesota Vikings (2010-11)
Boulware, Michael (DB, 2000-03)	Seattle Seahawks (2004-06) Houston Texans (2007)
Boulware, Peter (DE, 1993-96)	Baltimore Ravens (1997-05) Buffalo Bills (2012-15) Philadelphia Eagles (2016-19) Denver Broncos (2020)
Bradham, Nigel (LB, 2008-11)	New York Giants (1981-83) Tampa Bay Buccaneers (1984-85)
Bright, Leon (RB, 1974-76)	Tampa Bay Buccaneers (1995-08)
Brooks, Derrick (LB, 1991-94)	Tampa Bay Buccaneers (1995-08)



**Devin Bush**

Brooks, Terrence (S, 2010-13)	Baltimore Ravens (2014-15) Philadelphia Eagles (2016) New York Jets (2017-18) New England Patriots (2019-20) Houston Texans (2021)
Brown, Everette (DE, 2005-08)	Carolina Panthers (2009-10) San Diego Chargers (2011) Dallas Cowboys (2013) Washington Redskins (2014)
Brown, Milford (OG, 2001)	Houston Texans (2003-05) Arizona Cardinals (2006) St. Louis Rams (2007) Jacksonville Jaguars (2008)
Brown, Rufus (DB, 1999-2003)	Washington Redskins (2004)
Bryant, Tony (DT, 1997-98)	Oakland Raiders (1999-02) New Orleans Saints (2004-05) Green Bay Packers (1992-94) Miami Dolphins (1995-99, 2003) Denver Broncos (2000) New England Patriots (2001-02) New York Jets (2004) New York Giants (2005)
Buckley, Terrell (DB, 1989-91)	Philadelphia Eagles (2006-10) Denver Broncos (2011) New Orleans Saints (2012-14)
Burns, Brian (DE, 2016-18)	Carolina Panthers (2019-Present)
Bush, Devin (DB, 1991-94)	Atlanta Falcons (1995-98) St. Louis Rams (1999-00) Cleveland Browns (2001-02)
Butler, Bobby (DB, 1977-80)	Atlanta Falcons (1981-92)
Butler, LeRoy (DB, 1986-89)	Green Bay Packers (1990-01)
Butts, Marion (RB, 1987-88)	San Diego Chargers (1989-93) New England Patriots (1994) Houston Oilers (1995)
Capece, Bill (S, 1977-80)	Tampa Bay Buccaneers (1981-83)
Cappleman, Bill (QB, 1966-69)	Minnesota Vikings (1970) Detroit Lions (1973)
Carradine, Cornelius 'Tank' (DE, 2011-12)	San Francisco 49ers (2014-17) Oakland Raiders (2018) Miami Dolphins (2019)
Carreker, Alphonso (DT, 1980-83)	Green Bay Packers (1984-88) Denver Broncos (1989-91)
Carrell, Duane (P, 1968-71)	Dallas Cowboys (1974) Los Angeles Rams (1975) New York Jets (1976-77) St. Louis Cardinals (1977)
Carter, Dexter (RB, 1986-89)	San Francisco 49ers (1990-94, 1995-96) New York Jets (1995)
Carter, Jerome (DB, 2001-04)	St. Louis Rams (2005-07)
Carter, Pat (TE, 1984-87)	Detroit Lions (1988) Los Angeles Rams (1989-93) Houston Oilers (1994) St. Louis Rams (1995) Arizona Cardinals (1996-97)

Carter, Tony (DB, 2004-08)	Denver Broncos (2009, 2011-14) New England Patriots (2010) Indianapolis Colts (2015)
Carter, Walter (DL, 1976-79)	Tampa Bay Buccaneers (1987)
Clark, Derrick (DB, 1991)	Denver Broncos (1994)
Clayton, Harvey (DB, 1979-82)	Pittsburgh Steelers (1983-86) New York Giants (1987)
Clayton, Thomas (RB, 2002)	Cleveland Browns (2010, 2011) New England Patriots (2010)
Cody, Tay (DB, 1996-2000)	San Diego Chargers (2001-03)
Coffield, Randy (LB, 1972-75)	Seattle Seahawks (1976) New York Giants (1978-79)
Coles, Laveranues (WR, 1996-99)	New York Jets (2000-02, 05-08) Washington Redskins (2003-04) Cincinnati Bengals (2009)
Cook, Dalvin (RB, 2014-16)	Minnesota Vikings (2017-22)
Cooper, Andre (WR, 1993-96)	Denver Broncos (1999)
Cooper, Bert (LB, 1971-74)	Tampa Bay Buccaneers (1976)
Cowart, Sam (LB, 1993-97)	Buffalo Bills (1998-01) New York Jets (2002-04) Minnesota Vikings (2005)
Crawford, Vernon (OLB, 1995-96)	New England Patriots (1997-99)
Crockett, Henri (LB, 1992-96)	Atlanta Falcons (1997-01) Minnesota Vikings (2002-03)
Crockett, Zack (RB, 1992-94)	Indianapolis Colts (1995-98) Jacksonville Jaguars (1998) Oakland Raiders (1999-06) Tampa Bay Buccaneers (2007)
Cromartie, Antonio (DB, 2003-05)	San Diego Chargers (2006-09) New York Jets (2010-13, 2015) Arizona Cardinals (2014) Indianapolis Colts (2016)
Curchin, Jeff (OL, 1966-69)	Chicago Bears (1970-71) Buffalo Bills (1972)
Darby, Ronald (CB, 2012-14)	Buffalo Bills (2015-16) Philadelphia Eagles (2017-2019) Washington Football Team (2020) Denver Broncos (2021-22)
Darling, Devard (WR, 2000-01)	Baltimore Ravens (2004-07) Kansas City Chiefs (2008)
Davis, Buster (LB, 2002-06)	Detroit Lions (2007) Indianapolis Colts (2008)
Davis, Chauncey (DE, 2003-04)	Atlanta Falcons (2005-10) Chicago Bears (2011)
Davis, Chris (WR, 2002-06)	Tennessee Titans (2007-08)
Dawkins, Everett (DT, 2008-12)	Dallas Cowboys (2013)
Dawsey, Lawrence (WR, 1986-90)	Tampa Bay Buccaneers (1991-95) New York Giants (1996) New Orleans Saints (1999)
Dawson, Bill (LB/TE/DE, 1961-64)	Boston Patriots (1965)
Dawson, Rhett (WR, 1968-71)	Houston Oilers (1972) Minnesota Vikings (1973)
Dickerson, Landon (OL, 2016-18)	Philadelphia Eagles (2021-Present)
Dinkins, Howard (OLB, 1987-91)	Atlanta Falcons (1993)
Dockett, Darnell (DT, 1999-2003)	Arizona Cardinals (2004-13)
Dodge, Dedrick (DB, 1985-89)	Seattle Seahawks (1991-92) San Francisco 49ers (1994-96) Denver Broncos (1997) San Diego Chargers (1998)
Dorsey, Char-ron (OT, 1997-2000)	Dallas Cowboys (2001-02) Houston Texans (2002)
Dugans, Ron (WR, 1995-99)	Cincinnati Bengals (2000-02)
Dukes, Jamie (OL, 1982-85)	Atlanta Falcons (1986-93) Green Bay Packers (1994) Arizona Cardinals (1995)
Dunn, Warrick (RB, 1993-96)	Tampa Bay Buccaneers (1997-01, 2008) Atlanta Falcons (2002-07)
Edwards, Mario (DB, 1995-99)	Dallas Cowboys (2000-03) Tampa Bay Buccaneers (2004)
Edwards, Jr., Mario (DE, 2012-14)	Oakland Raiders (2015-17) New York Giants (2018) New Orleans Saints (2019) Chicago Bears (2020-21) Tennessee Titans (2022) Seattle Seahawks (2023-Present)
Eligwe, Ukeme (LB, 2012-14)	Kansas City Chiefs (2017) New York Giants (2018)
Elliott, Javien (DB, 2014-15)	Tampa Bay Buccaneers (2016-18) Carolina Panthers (2019)
Ellison, 'Omar (WR, 1990-94)	San Diego Chargers (1995-96) Cleveland Browns (2015-16)
Erving, Cameron (OL, 2010-14)	Kansas City Chiefs (2017-19) Dallas Cowboys (2020) Carolina Panthers (2021-Present)
Feamster, Tom (OT, 1953-55)	Baltimore Colts (1956)
Fenner, Lane (WR, 1965-67)	San Diego Chargers (1968)
Floyd, Victor (RB, 1984-88)	San Diego Chargers (1989)
Floyd, William (RB, 1990-93)	San Francisco 49ers (1994-97) Carolina Panthers (1998-00)
Fluellen, Andre (DT, 2003-07)	Detroit Lions (2008-11, 2012-15) Miami Dolphins (2012)

MEDIA

PREVIEW

TEAM

COACHES

REVIEW

HONORS

PROS

RECORDS

FSU

# FSU ALL-TIME NFL PLAYERS

MEDIA

PREVIEW

TEAM

COACHES

REVIEW

HONORS

PROS

RECORDS


FSU

Footman, Dan (DE, 1990-92)	Cleveland Browns (1993-95)
	Baltimore Ravens (1996)
	Indianapolis Colts (1997-98)
Fordham, Todd (OT, 1992-96)	Jacksonville Jaguars (1997-02)
	Pittsburgh Steelers (2003)
	Carolina Panthers (2004-06)
Franklin, John III (WR, 2013-15)	Tampa Bay Buccaneers (2019)
Freeman, Devonta (RB, 2011-13)	Atlanta Falcons (2014-19)
	New York Giants (2020)
	Baltimore Ravens (2021)
Freeman, Reggie (DE, 1988-92)	New Orleans Saints (1993)
Fuller, Corey (DB, 1990-94)	Minnesota Vikings (1995-98)
	Cleveland Browns (1999-02)
	Baltimore Ravens (2003-04)
Gabbard, Steve (OT, 1984-88)	Green Bay Packers (1991)
Gano, Graham (K, 2005-08)	Washington Redskins (2009-11)
	Carolina Panthers (2012-18)
	New York Giants (2020-Present)
Gardner, Talman (WR, 1998-2002)	New Orleans Saints (2003-04)
Gaydos, Kent (WR, 1968-71)	Green Bay Packers (1975)
Gibson, Derrick (DB, 1997-2000)	Oakland Raiders (2001-06)
Glass, Chip (TE, 1966-68)	Cleveland Browns (1969-73)
	New York Giants (1974)
Goldman, Eddie (DT, 2012-14)	Chicago Bears (2015-21)
	Atlanta Falcons (2022-Present)
Goodman, Richard (WR, 2005-09)	San Diego Chargers (2010-12)
Gramatica, Bill (K, 1996-97)	Arizona Cardinals (2001-03)
	Miami Dolphins (2004)
Gray, Hector (DB, 1975-79)	Detroit Lions (1981-83)
Green, E.G. (WR, 1993-97)	Indianapolis Colts (1998-00)
Green, Lamont (LB, 1994-98)	Atlanta Falcons (1999)
Greene, Rashad (WR, 2011-14)	Jacksonville Jaguars (2015-18)
Guion, Letroy (DT, 2005-07)	Minnesota Vikings (2008-13)
	Green Bay Packers (2014-16)
Guthrie, Grant (K, 1967-69)	Buffalo Bills (1970-71)
Haggins, Odell (DT, 1985-89)	Buffalo Bills (1991)
Hammond, Kim (QB, 1964-67)	Miami Dolphins (1968)
	Boston Patriots (1969)
Harris, Mike (DB, 2010-11)	Jacksonville Jaguars (2012-13)
	New York Giants (2014)
Hart, Bobby (OL, 2011-14)	New York Giants (2015-17)
	Cincinnati Bengals (2018-20)
	Tennessee Titans (2021)
	Buffalo Bills (2021-22)
Hayes, Eric (DT, 1985-89)	Seattle Seahawks (1990-91)
	Los Angeles Rams (1992)
	Tampa Bay Buccaneers (1993)
Hayes, Geno (LB, 2005-07)	Tampa Bay Buccaneers (2008-11)
	Chicago Bears (2012)
	Jacksonville Jaguars (2013-14)
Henderson, Mario (OT, 2003-06)	Oakland Raiders (2007-10)
Hendley, Jim (C, 1982-86)	Atlanta Falcons (1987)
Hermann, Dick (LB, 1962-64)	Oakland Raiders (1965)
Hester, Jessie (WR, 1981-84)	Los Angeles Raiders (1985-87)
	Atlanta Falcons (1988)
	Indianapolis Colts (1990-93)
	Los Angeles/St. Louis Rams (1994-95)
Hester, Ron (LB, 1978-81)	Miami Dolphins (1982)
Holland, Montrae (OG, 1998-2002)	New Orleans Saints (2003-06)
	Denver Broncos (2007)
	Dallas Cowboys (2008-11)
Hope, Chris (DB, 1998-2001)	Pittsburgh Steelers (2002-05)
	Tennessee Titans (2006-11)
	Atlanta Falcons (2012)
Hopkins, Dustin (K, 2009-12)	Washington Football Team (2015-21)
	Los Angeles Chargers (2021-Present)
Hudson, Rodney (C, 2007-10)	Kansas City Chiefs (2011-14)
	Oakland/Las Vegas Raiders (2015-20)
	Arizona Cardinals (2021-22)
Huff, Gary (QB, 1970-72)	Chicago Bears (1973-76)
	Tampa Bay Buccaneers (1977-78)
Humphrey, Deon (LB, 1994-98)	Carolina Panthers (2000)
	San Diego Chargers (2000-01)
	Jacksonville Jaguars (2003)
Hunt, Charles (LB, 1970-72)	San Francisco 49ers (1973)
	Tampa Bay Buccaneers (1976)
Irons, Paul (TE, 2001-04)	Cleveland Browns (2005)
Izzo, Ryan (TE, 2014-17)	New England Patriots (2019-20)
	Tennessee Titans (2021)
Jackson, Alonzo (DE, 1999-2002)	Pittsburgh Steelers (2003-04)
	Philadelphia Eagles (2005)
	New York Giants (2005)
Jackson, Bobby (DB, 1974-77)	New York Jets (1978-85)
Jackson, Dexter (DB, 1995-98)	Tampa Bay Buccaneers (1999-02, 2004-05)
	Arizona Cardinals (2003)
	Cincinnati Bengals (2006-08)
Jackson, Tre' (OG, 2011-14)	New England Patriots (2015)
James, Derwin (DB, 2015-17)	Los Angeles Chargers (2018-Present)
Janikowski, Sebastian (K, 1997-99)	Oakland Raiders (2000-16)
	Seattle Seahawks (2018)
Jax, Garth (LB, 1982-85)	Dallas Cowboys (1986-88)
	Phoenix/Arizona Cardinals (1989-95)
Jenkins, Brandon (DE, 2009-12)	Washington Redskins (2013)



Brad Johnson

Jennings, Michael (WR, 1999-2002)	New York Giants (2006)
Jernigan, Timmy (DT, 2011-13)	Baltimore Ravens (2014-16)
	Philadelphia Eagles (2017-19)
	Jacksonville Jaguars (2020)
	Denver Broncos (2020)
Johnson, Brad (QB, 1987-91)	Minnesota Vikings (1994-98, 2005-06)
	Washington Redskins (1999-04)
	Tampa Bay Buccaneers (2001-04)
	Dallas Cowboys (2007-08)
Johnson, Greg (DT, 1972-75)	Tampa Bay Buccaneers (1977)
	Baltimore Colts (1977)
Johnson, Jermaine II (DE, 2021)	New York Jets (2022-Present)
Johnson, Jerry (DT, 1995-99)	Denver Broncos (2001)
Johnson, Lonnie (TE, 1990-93)	Buffalo Bills (1994-98)
	Kansas City Chiefs (1999)
Johnson, Reggie (TE, 1986-90)	Denver Broncos (1991-93)
	Green Bay Packers (1994, 1997)
	Philadelphia Eagles (1995)
	Kansas City Chiefs (1996)
Johnson, Roderick (OL, 2014-16)	Houston Texans (2018-20)
	Philadelphia Eagles (2022-Present)
Johnson, Travis (DT, 2000-04)	Houston Texans (2005-08)
	San Diego Chargers (2009-10)
Jones, Christian (LB, 2010-13)	Chicago Bears (2014-17, 2021)
	Detroit Lions (2018-20)
	Seattle Seahawks (2022)
Jones, Fred (LB, 1983-86)	Kansas City Chiefs (1987)
Jones, Greg (RB, 2000-03)	Jacksonville Jaguars (2004-12)
	Houston Texans (2013)
Jones, Hassan (WR, 1982-85)	Minnesota Vikings (1986-92)
	Kansas City Chiefs (1993)
Jones, Marvin (LB, 1990-92)	New York Jets (1993-03)
Jones, Walter (OT, 1995-96)	Seattle Seahawks (1997-08)
Jones, Willie (DE, 1975-78)	Oakland Raiders (1979-81)
Joyner, Lamarqus (S, 2010-13)	St. Louis/Los Angeles Rams (2014-18)
	Oakland/Las Vegas Raiders (2019-20)
	New York Jets (2021-22)
Kaindoh, Joshua (DE, 2017-20)	Kansas City Chiefs (2021-Present)
Kanell, Danny (QB, 1992-95)	New York Giants (1996-98)
	Atlanta Falcons (1999-00)
	Denver Broncos (2003)
Kelly II, Derrick (OL, 2014-18)	New Orleans Saints (2020)
	New York Giants (2021)
Kimber, Bill (DE, 1956-58)	New York Giants (1959-60)
	Boston Patriots (1961)
Kinderman, Keith (RB, 1961-62)	San Diego Chargers (1963-64)
	Houston Oilers (1965)
Knox, Kevin (WR, 1989-93)	Arizona Cardinals (1994)
Lanier, Ken (OT, 1977-80)	Denver Broncos (1981-92, 94)
	Los Angeles Raiders (1993)
Lee, Amp (RB, 1989-91)	San Francisco 49ers (1992-93)
	Minnesota Vikings (1994-96)
	St. Louis Rams (1997-99)
	Philadelphia Eagles (2000)
Leonard, Rick (OL, 2014-17)	Atlanta Falcons (2021)
Lester, Keith (TE, 1980-81)	Indianapolis Colts (1987)



Bryant McFadden


Lewis, Ronald (WR, 1986-89)	San Francisco 49ers (1990, 1992)
	Green Bay Packers (1992-94)
Long, Kevin (C, 1993-97)	Tennessee Titans (1998-01)
Mack, Kim (DB, 1980-84)	Seattle Seahawks (1987)
Maddox, Nick (RB, 1999-2002)	Cleveland Browns (2003)
Majors, Joe (DB, 1957-59)	Houston Oilers (1960)
Mankins, Jim (RB, 1964-66)	Atlanta Falcons (1967)
Manuel, EJ (QB, 2008-12)	Buffalo Bills (2013-16)
	Oakland Raiders (2017)
Marshall, Trey (DB, 2014-17)	Denver Broncos (2018-20)
	Los Angeles Chargers (2021)
Mayhew, Martin (DB, 1983-87)	Washington Redskins (1989-92)
	Tampa Bay Buccaneers (1993-96)
McCorvey, Kez (WR, 1990-94)	Detroit Lions (1995-97)
McCullers, Dale (LB, 1966-68)	Miami Dolphins (1969)
McDaniel, Jacobbi (DL, 2009-13)	Cleveland Browns (2014)
McFadden, Bryant (DB, 2000-04)	Pittsburgh Steelers (2005-08, 2010-11)
	Arizona Cardinals (2009)
McIntosh, Toddrick (DE, 1989-93)	Tampa Bay Buccaneers (1994-95)
McKinnon, Dennis (WR, 1979-82)	Chicago Bears (1983-89)
	Dallas Cowboys (1990)
McKitty, Tre' (TE, 2017-19)	Los Angeles Chargers (2021-Present)
McLean, Scott (LB, 1978-81)	Dallas Cowboys (1983)
McMillan, Eddie (DB, 1970-72)	Los Angeles Rams (1973-75)
	Seattle Seahawks (1976-77)
	Buffalo Bills (1978)
Meseroll, Mark (OT, 1975-77)	New Orleans Saints (1978)
Minnis, Marvin 'Snoop' (WR, 1996-2000)	Kansas City Chiefs (2001-02)
Minor, Travis (RB, 1997-2000)	Miami Dolphins (2001-06)
	St. Louis Rams (2007-08)
Mobley, Orson (TE, 1981-82)	Denver Broncos (1986-90)
Moody, Nick (LB, 2008-12)	San Francisco 49ers (2013-14)
	Seattle Seahawks (2015)
	Washington Redskins (2016)
Moore, Eric (DE, 2001-04)	New York Giants (2005)
	New Orleans Saints (2006)
	St. Louis Rams (2006-08)
	New England Patriots (2010-11)
Mowatt, Zeke (TE, 1979-82)	New York Giants (1983-89, 1991)
	New England Patriots (1990)
Murdock, Les (K, 1962-64)	New York Giants (1967)
Nabers, Gabe (FB, 2016-19)	Los Angeles Chargers (2020-21)
Nasirildeen, Hamsah (DB, 2017-20)	New York Jets (2021-Present)
Nelson, Lee (DB, 1974-75)	St. Louis Cardinals (1976-85)
Nichols, Gerald (DT, 1982-86)	New York Jets (1987-90)
	Tampa Bay Buccaneers (1991)
	Philadelphia Eagles (1993)
	Washington Redskins (1993)
Nicholson, A.J. (LB, 2002-05)	Cincinnati Bengals (2006)
Nnadi, Derrick (DT, 2014-17)	Kansas City Chiefs (2018-Present)
O'Leary, Nick (TE, 2011-14)	Buffalo Bills (2015-17)
	Miami Dolphins (2018-19)
	Jacksonville Jaguars (2019)
Paige, Lee (DB, 1981-82)	Tampa Bay Buccaneers (1987)
Palmer, Sterling (DE, 1989-92)	Washington Redskins (1993-97)

# FSU ALL-TIME NFL PLAYERS



**Xavier Rhodes**

Parker, Preston (WR, 2006-08)	Tampa Bay Buccaneers (2010-12) New York Giants (2014-15)
Parks, Terrance (DB, 2008-11)	Seattle Seahawks (2014)
Parris, Gary (TE, 1970-72)	San Diego Chargers (1973-74) Cleveland Browns (1975-78) St. Louis Cardinals (1979-80)
Patrick, Jacques (RB, 2015-18)	San Francisco 49ers (2021)
Pittman, Julian (DT, 1993-97)	New Orleans Saints (1998)
Player, Scott (P, 1990-91)	Arizona Cardinals (1998-06) Cleveland Browns (2007)
Polley, Tommy (LB, 1996-2000)	St. Louis Rams (2001-04) Baltimore Ravens (2005)
Ponder, Christian (QB, 2006-10)	Minnesota Vikings (2011-14)
Ponder, David (DT, 1980-83)	Dallas Cowboys (1985)
Pope, Kendyll (LB, 2000-03)	Indianapolis Colts (2004)
Powell, Eric (DE, 2000-02)	Buffalo Bills (2007)
Powell, Shawn (P, 2008-11)	Buffalo Bills (2012-13) Cincinnati Bengals (2013)
Ramsey, Jalen (DB, 2013-15)	Jacksonville Jaguars (2016-19) Los Angeles Rams (2019-22) Miami Dolphins (2023-Present)
Reid, Willie (WR, 2001-05)	Pittsburgh Steelers (2006-07)
Renn, Bobby (DB/WR, 1955-58)	New York Titans (1961)
Reynolds, Jamal (DE, 1997-2000)	Green Bay Packers (2001-03)
Rhodes, Xavier (DB, 2009-12)	Minnesota Vikings (2013-19) Indianapolis Colts (2020-21) Buffalo Bills (2022) Dallas Cowboys (2022)
Riley, Phillip (WR, 1993-95)	New York Jets (1996)
Roberson, James (DE, 1990-94)	Houston/Tennessee Oilers (1996-98) Jacksonville Jaguars (1999)
Robinson, Jammie (DB, 2021-22)	Carolina Panthers (2023-Present)
Robinson, Janarius (DE, 2016-20)	Minnesota Vikings (2021-22) Philadelphia Eagles (2022-Present)
Robinson, Patrick (DB, 2006-09)	New Orleans Saints (2010-14, 2018-20) San Diego Chargers (2015) Indianapolis Colts (2016) Philadelphia Eagles (2017)
Rolle, Samari (DB, 1994-97)	Tennessee Titans (1998-04) Baltimore Ravens (2005-08)
Romeo, Tony (TE, 1958-60)	Dallas Texans (1961) Boston Patriots (1962-67)
Ross, Gerard (DB, 2001-05)	Seattle Seahawks (2006)
Roye, Orpheus (DE, 1994-95)	Pittsburgh Steelers (1996-99, 2008) Cleveland Browns (2000-07)
Rudolph, Travis (WR, 2014-16)	New York Giants (2017)
Sam, P.K. (WR, 2001-03)	New England Patriots (2004)
Samuel Jr., Asante (DB, 2018-20)	Los Angeles Chargers (2021-Present)
Samuels III, Stanford (DB, 2017-19)	Green Bay Packers (2020)
Sanborn, Garrison (DS, 2004-07)	Buffalo Bills (2009-16) Tampa Bay Buccaneers (2017-18) San Francisco 49ers (2019)
Sanders, Deion (DB, 1985-88)	Atlanta Falcons (1989-93) San Francisco 49ers (1994) Dallas Cowboys (1995-99) Washington Redskins (2000) Baltimore Ravens (2004-05)



**Corey Simon**

Sawyer, Corey (DB, 1990-93)	Cincinnati Bengals (1994-98) New York Jets (1999)
Scott, Stanley (DE, 1982-85)	Miami Dolphins (1987)
Sellers, Ron (WR, 1966-68)	Boston/New England Patriots (1969-71) Dallas Cowboys (1972) Miami Dolphins (1973)
Shaw, Eric (LB, 1989)	Cincinnati Bengals (1992-94)
Shelton, Eric (RB, 2001)	Carolina Panthers (2006)
Shiver, Clay (C, 1991-95)	Dallas Cowboys (1996-98)
Shumann, Mike (WR, 1973-77)	San Francisco 49ers (1978-79, 1981) Tampa Bay Buccaneers (1980) St. Louis Cardinals (1982-83)
Simon, Corey (DT, 1996-99)	Philadelphia Eagles (2000-04) Indianapolis Colts (2005) Tennessee Titans (2007)
Simpson, Carl (DE, 1988-92)	Chicago Bears (1993-97) Arizona Cardinals (1998)
Sims, Ernie (LB, 2003-05)	Detroit Lions (2006-09) Philadelphia Eagles (2010) Indianapolis Colts (2011) Dallas Cowboys (2012-13)
Smith, Antone (RB, 2005-08)	Atlanta Falcons (2010-14) Chicago Bears (2015) Tampa Bay Buccaneers (2016)
Smith, Barry (WR, 1970-72)	Green Bay Packers (1973-75) Tampa Bay Buccaneers (1976)
Smith, Larry (DT, 1995-98)	Jacksonville Jaguars (1999-02) Green Bay Packers (2003-04)
Smith, Rodney (WR, 2009-12)	Minnesota Vikings (2013-14) Cleveland Browns (2014)
Smith, Sammie (RB, 1985-88)	Miami Dolphins (1989-91) Denver Broncos (1992)
Smith, Shevin (DB, 1994-97)	Tampa Bay Buccaneers (1998-99)
Smith, Telvin (LB, 2010-13)	Jacksonville Jaguars (2014-18)
Smith, Terrance (LB, 2011-15)	Kansas City Chiefs (2016-18) Arizona Cardinals (2020)
Solomon, Jesse (LB, 1983-85)	Minnesota Vikings (1986-89) Dallas Cowboys (1989-90) Tampa Bay Buccaneers (1991) Atlanta Falcons (1992-93) Miami Dolphins (1994)
Spires, Greg (DE, 1993-97)	New England Patriots (1998-00) Cleveland Browns (2001) Tampa Bay Buccaneers (2002-07)
Stark, Rohn (P, 1978-81)	Baltimore/Indianapolis Colts (1982-94) Pittsburgh Steelers (1995) Carolina Panthers (1996) Seattle Seahawks (1997)
Stork, Bryan (C, 2009-13)	New England Patriots (2014-15)
Sumner, Walt (DB, 1966-68)	Cleveland Browns (1969-74)
Sweat, Josh (DE, 2015-17)	Philadelphia Eagles (2018-Present)
Tate, Auden (WR, 2015-17)	Cincinnati Bengals (2018-21)
Tensi, Steve (QB, 1962-64)	San Diego Chargers (1965-66) Denver Broncos (1967-70)
Terry, Nat (DB, 1974-77)	Pittsburgh Steelers (1978) Detroit Lions (1978)

Thomas, J.T. (DB, 1970-72)	Pittsburgh Steelers (1973-81) Denver Broncos (1982)
Thomas, Keir (DL, 2021)	Los Angeles Rams (2022-Present)
Thomas, Matthew (LB, 2013-17)	Pittsburgh Steelers (2018)
Thomas, Tra (OT, 1993-97)	Philadelphia Eagles (1998-08) Jacksonville Jaguars (2009)
Thompson, Chris (RB, 2009-12)	Washington Redskins (2013-19) Jacksonville Jaguars (2020)
Thompson, Weegie (WR, 1979-83)	Pittsburgh Steelers (1984-89)
Thorpe, Craphonso (WR, 2001-04)	Indianapolis Colts (2007)
Timmons, Lawrence (LB, 2004-06)	Pittsburgh Steelers (2007-16) Miami Dolphins (2017)
Tomberlin, Pat (OT, 1985-88)	Indianapolis Colts (1990) Tampa Bay Buccaneers (1993)
Tuten, Rick (P, 1986-87)	Philadelphia Eagles (1989) Buffalo Bills (1990) Seattle Seahawks (1991-97) St. Louis Rams (1998-99)
Tye, Will (TE, 2010-12)	New York Giants (2015-16) New York Jets (2017)
Vanover, Tamarick (WR/RB, 1992-93)	Kansas City Chiefs (1995-99) San Diego Chargers (2002)
Wadsworth, Andre (DE, 1994-97)	Arizona Cardinals (1998-00)
Walker, DeMarcus (DE, 2013-16)	Denver Broncos (2017-20) Houston Texans (2021) Tennessee Titans (2022) Chicago Bears (2023-Present)
Walker, Javon (WR, 2000-01)	Green Bay Packers (2002-05) Denver Broncos (2006-07) Oakland Raiders (2008-09)
Ward, B.J. (DB, 2000-04)	Baltimore Ravens (2005) Oakland Raiders (2007)
Warren, David (DE, 1997-2000)	Indianapolis Colts (2002)
Warrick, Peter (WR, 1995-99)	Cincinnati Bengals (2000-04) Seattle Seahawks (2005)
Washington, Leon (RB, 2002-05)	New York Jets (2006-09) Seattle Seahawks (2010-12) New England Patriots (2013) Tennessee Titans (2013-14)
Watkins, Pat (DB, 2002-05)	Dallas Cowboys (2006-09) San Diego Chargers (2010)
Watson, Dekoda (LB, 2006-09)	Tampa Bay Buccaneers (2010-13) Jacksonville Jaguars (2014) Dallas Cowboys (2014)
Watson, Menelik (OT, 2012)	Oakland Raiders (2013-16) Denver Broncos (2017)
Weinke, Chris (QB, 1997-2000)	Carolina Panthers (2001-06) San Francisco 49ers (2007)
Weldon, Casey (QB, 1987-91)	Tampa Bay Buccaneers (1993-96) Washington Redskins (1999)
Werner, Bjoern (LB, 2010-12)	Indianapolis Colts (2013-15)
Wettstein, Max (TE, 1963-65)	Denver Broncos (1966)
White, Markus (LB, 2008-10)	Washington Redskins (2011-12) Tampa Bay Buccaneers (2012)
Whitehead, Bud (DB, 1958-60)	San Diego Chargers (1961-68)
Williams, Brett (OT, 1998-2002)	Kansas City Chiefs (2004)
Williams, Del (C, 1964-66)	New Orleans Saints (1967-73)
Williams, Karlos (RB, 2011-14)	Buffalo Bills (2015)
Williams, P.J. (DB, 2012-14)	New Orleans Saints (2016-22)
Williams, Pooh Bear (FB, 1993-97)	Buffalo Bills (1998)
Williams, Todd (OG, 1998-2002)	Tennessee Titans (2004-05)
Williams, Vince (LB, 2008-12)	Pittsburgh Steelers (2013-20)
Willis, Peter Tom (QB, 1985-89)	Chicago Bears (1990-93)
Willis, Ray (OT, 2000-04)	Seattle Seahawks (2005-09)
Wilson, Jesus 'Bobby' (WR, 2013-16)	Tampa Bay Buccaneers (2017-19)
Wilson, Marvin (DT, 2017-20)	Philadelphia Eagles (2021-22)
Wilson, Reinard (DE, 1993-96)	Cincinnati Bengals (1997-02)
Wimbley, Kamerion (LB, 2002-05)	Cleveland Browns (2006-09) Oakland Raiders (2010-11) Tennessee Titans (2012-14)
Winston, Jameis (QB, 2012-14)	Tampa Bay Buccaneers (2015-19) New Orleans Saints (2020-Present)
Woolford, Gary (DB, 1975-76)	New York Giants (1980)

MEDIA

PREVIEW

TEAM

COACHES

REVIEW

HONORS

PROS

RECORDS

FSU



# RECORDS



# ALL-TIME COACHES AND CAPTAINS



YEAR	COACH	CAPTAINS	W	L	T	FSU PTS	OPP PTS
1947	Ed Williamson	Jack McMillan, Phil Rountree	0	5	0	18	90
1948	Don Veller	Game Captains	7	1	0	152	64
1949*	Don Veller	Hugh Adams	9	1	0	291	59
1950	Don Veller	Duke Maltby	8	0	0	219	54
1951	Don Veller	Bill Dawkins	6	2	0	194	72
1952	Don Veller	Curt Campbell, Vic Szczepanik	1	8	1	101	261
1953	Tom Nugent	Steve Kalenich, Bobby Fiveash	5	5	0	183	146
1954*	Tom Nugent	Game Captains	8	4	0	277	190
1955	Tom Nugent	Bob Crenshaw, Don Powell	5	5	0	147	186
1956	Tom Nugent	Joe Holt, Buck Metts	5	4	1	178	116
1957	Tom Nugent	Ron Schomburger	4	6	0	136	165
1958*	Tom Nugent	Vic Prinzi, Bobby Renn	7	4	0	218	124
1959*	Perry Moss	John Spivey, Al Ulmer	4	6	0	149	132
1960	Bill Peterson	Tony Romeo	3	6	1	111	136
1961	Bill Peterson	Steve Klesius	4	5	1	93	128
1962	Bill Peterson	Gene McDowell	4	3	3	170	69
1963	Bill Peterson	Charlie Calhoun, Chuck Robinson	4	5	1	167	93
1964*	Bill Peterson	Bill Dawson, Fred Biletnikoff, George D'Alessandro	9	1	1	263	85
1965	Bill Peterson	Bill McDowell, Max Wettstein	4	5	1	121	119
1966*	Bill Peterson	Game Captains	6	5	0	274	215
1967*	Bill Peterson	Game Captains	7	2	2	250	187
1968*	Bill Peterson	Game Captains	8	3	0	308	211
1969	Bill Peterson	Game Captains	6	3	1	220	182
1970	Bill Peterson	Game Captains	7	4	0	254	195
1971*	Larry Jones	Rhett Dawson, John Lanahan	8	4	0	309	174
1972	Larry Jones	Gary Huff, Larry Strickland	7	4	0	287	224
1973	Larry Jones	Jim Malkiewicz, Don Sparkman	0	11	0	98	331
1974	Darrell Mudra	Joe Goldsmith, Burt Cooper	1	10	0	130	289
1975	Darrell Mudra	Greg Johnson, Jeff Gardner	3	8	0	187	213
1976	Bobby Bowden	Jimmy Black, Jeff Leggett, Joe Camps, Rudy Thomas	5	6	0	205	258
1977*	Bobby Bowden	Aaron Carter, Bill Duley, Larry Key, Tom Rushing, Nat Terry	10	2	0	314	170
1978	Bobby Bowden	Nate Henderson, Willie Jones, Ivory Joe Hunter	8	3	0	312	208
1979*	Bobby Bowden	Mike Good, Ivory Joe Hunter, Scott Warren, Wally Woodham	11	1	0	326	160
1980*	Bobby Bowden	Reggie Herring, Greg Futch, Ron Simmons, Ken Lanier	10	2	0	369	103
1981	Bobby Bowden	James Harris, James Gilbert, Rohn Stark, Michael Whiting, Rick Stockstill	6	5	0	240	286
1982*	Bobby Bowden	Game Captains	9	3	0	419	254
1983*	Bobby Bowden	Game Captains	8+	4	0	381	312
1984*	Bobby Bowden	Greg Allen, Joe Wessel, Henry Taylor	7	3	2	406	254
1985*	Bobby Bowden	John Ionata, Todd Stroud, Kirk Coker	9	3	0	402	258
1986*	Bobby Bowden	Fred Jones, Gerald Nichols, Louis Berry, Jim Hendley	7	4	1	393	218
1987*	Bobby Bowden	Danny McManus, Paul McGowan, Marty Riggs, Pat Carter	11	1	0	481	163

YEAR	COACH	CAPTAINS	W	L	T	FSU PTS	OPP PTS
1988*	Bobby Bowden	Chip Ferguson, Deion Sanders, Alphonso Williams	11	1	0	455	172
1989*	Bobby Bowden	Peter Tom Willis, LeRoy Butler, Dexter Carter	10	2	0	424	199
1990*	Bobby Bowden	Lawrence Dawsey, Corian Freeman, Anthony Moss, Bill Ragans	10	2	0	459	206
1991*	Bobby Bowden	Kirk Carruthers, Errol McCarvey, Casey Weldon	11	2	0	449	188
1992*	Bobby Bowden	Robbie Baker, Reggie Freeman, Carl Simpson, Robert Stevenson	11	1	0	446	186
1993*	Bobby Bowden	Ken Alexander, Matt Frier, Lonnie Johnson, Charlie Ward	12	1	0	536	129
1994*	Bobby Bowden	Derrick Brooks, Zack Crockett, Kendrick Scott	10	1	1	428	200
1995*	Bobby Bowden	Clay Shiver, Todd Rebol, Tyrant Marlon	10	2	0	563	246
1996*	Bobby Bowden	Todd Fordham, Scott Bentley, Reinard Wilson	11	1	0	446	174
1997*	Bobby Bowden	Kevin Long, Daryl Bush, Shevin Smith	11	1	0	468	181
1998*	Bobby Bowden	Lamarr Glenn, Lamont Green, Billy Rhodes, Demetro Stephens	11	2	0	401	161
1999*	Bobby Bowden	Corey Simon, Todd Frier, Peter Warrick	12	0	0	458	203
2000*	Bobby Bowden	Brian Allen, Chris Weinke, Jean Jeune	11	2	0	511	136
2001*	Bobby Bowden	Javon Walker, Chad Maeder, Bradley Jennings	8	4	0	403	304
2002*	Bobby Bowden	Brett Williams, Alonzo Jackson, Patrick Newton	9	5	0	428	301
2003*	Bobby Bowden	Michael Boulware, Greg Jones, Brian Sawyer	10	3	0	419	217
2004*	Bobby Bowden	Jerome Carter, Alex Barron, Bryant McFadden	9	3	0	302	169
2005*	Bobby Bowden	Brodrick Bunkley, Willie Reid, Kyler Hall	8	5	0	376	286
2006*	Bobby Bowden	Lorenzo Booker, Buster Davis, Mikhal Konegay	7	6	0	345	258
2007*	Bobby Bowden	De'Cody Fagg, Andre Fluellen, Anthony Houllis	7	6	0	303	298
2008*	Bobby Bowden	Antone Smith, Tony Carter, Benjamin Lampkin	9	4	0	434	262
2009*	Bobby Bowden	Christian Ponder, Jamie Robinson, Recardo Wright	7	6	0	391	390
2010*	Jimbo Fisher	Rodney Hudson, Ochuko Jenije, Christian Ponder, Kendall Smith, Markus White	10	4	0	439	271
2011*	Jimbo Fisher	Nigel Bradham, EJ Manuel, Shawn Powell	9	4	0	398	196
2012*	Jimbo Fisher	Dustin Hopkins, EJ Manuel, Lonnie Pryor, Vince Williams	12	2	0	550	206
2013*	Jimbo Fisher	Rashad Greene, Lamarcus Joyner, Telvin Smith, Jameis Winston	14	0	0	723	170
2014*	Jimbo Fisher	Roberto Aguayo, Mario Edwards Jr., Eddie Goldman, Rashad Greene, Jameis Winston	13	1	0	472	358
2015*	Jimbo Fisher	Lamarcus Brutus, Dalvin Cook, Jalen Ramsey, DeMarcus Walker	10	3	0	412	227
2016*	Jimbo Fisher	Dalvin Cook, Rod Johnson, Sean Maguire, Freddie Stevenson, DeMarcus Walker, Marquez White	10	3	0	456	325
2017*	Jimbo Fisher/Odell Haggins	Alec Eberle, Jared Jackson, Derwin James, Derrick Nnadi	7	6	0	362	276
2018	Willie Taggart	Ricky Aguayo, Brian Burns, Alec Eberle	5	7	0	263	378
2019*	Willie Taggart/Odell Haggins	Ricky Aguayo, James Blackman, Marvin Wilson	6	7	0	363	362
2020	Mike Norvell	Game Captains	3	6	0	232	324
2021	Mike Norvell	Game Captains	5	7	0	331	318
2022	Mike Norvell	Game Captains	10	3	0	469	268
<b>TOTALS</b>			<b>580*</b>	<b>280</b>	<b>17</b>	<b>24,668</b>	<b>15,699</b>

\*denotes bowl appearance; ^win total includes 12 victories vacated by the NCAA in 2006 & 2007; +includes forfeit win from Tulane



# PASSING RECORDS

## Individual Records

### Most Passes Attempted

Game: 67, Danny Kanell at Virginia, Nov. 2, 1995  
 Season: 469, Drew Weatherford, 2005  
 Career: 1,107, Chris Weinke, 1997-2000

### Most Yards Per Attempt

Game: (Min. 15 atts.) - 17.6 (282-16), EJ Manuel vs. Duke, Oct. 27, 2012  
 Season: (Min. 100 atts.) - 10.6 (4057-384), Jameis Winston, 2013  
 Career: (Min. 300 atts.) - 9.4 (7964-851), Jameis Winston, 2013-14

### Most Yards Per Completion

Game: (Min. 15 atts.) - 35.3 (282-8), EJ Manuel vs. Duke, Oct. 27, 2012  
 Season: (Min. 100 atts.) - 17.1 (2487-145), Chris Weinke, 1998  
 Career: (Min. 300 atts.) - 15.14 (9839-650), Chris Weinke, 1997-2000

### Most Touchdown Passes

Game: 6 Peter Tom Willis vs. Memphis State, Nov. 18, 1989, Chris Weinke vs. Maryland, Nov. 13, 1999  
 Season: 40, Jameis Winston, 2013  
 Career: 79, Chris Weinke, 1997-2000

### Consecutive Games With A Touchdown Pass

Career: 27, Jameis Winston, 2013-14

### Highest Completion Percentage

Game: (Min. 15 atts.) - 92.6 (25-27), Jameis Winston at Pitt, Sept. 2, 2013  
 Season: (Min. 100 atts.) - 69.5 (264-380), Charlie Ward, 1993  
 Career: (Min. 300 atts.) - 66.89 (600-897), EJ Manuel, 2009-12

### Highest Passing Efficiency Rating

Season: (Min. 10 atts./game) - 184.84, Jameis Winston, 2013  
 Career: (Min. 15 atts./game) - 163.3, Jameis Winston, 2013-14

### Longest Pass

Game: 98 Chris Weinke to Marvin Minnis vs. Clemson (11/4/2000)  
 Christian Ponder to Rod Owens vs. North Carolina (10/22/2009)

### Most 200-Yard Games

Season: 12, Jameis Winston, 2013 and 2014  
 Career: 34, Chris Weinke, 1997-2000

### Consecutive 200-Yard Games

Career: 20, Chris Weinke, 1997-2000

### Most 300-Yard Games

Season: 7 Danny Kanell, 1995; Chris Weinke, 2000; Jameis Winston, 2013 and 2014  
 Career: 14, Chris Weinke, 1997-2000; Jameis Winston, 2013-14

### Consecutive 300-Yard Games

Season: 3 Kim Hammond, 1967; Peter Tom Willis, 1989; Danny Kanell, 1995; Chris Weinke, 2000; Chris Rix, 2001; Christian Ponder, 2009; Jameis Winston, 2013  
 Career: 3, same

### Consecutive Passes Without An Interception

Season: (Min. 100 atts.) - 270, Drew Weatherford, 2007  
 Career: (Min. 100 atts.) - 270, Drew Weatherford, 2007

### Lowest Interception Percentage

Season: (Min. 100 atts.) - .0094 (3-318), Drew Weatherford, 2007  
 Career: (Min. 500 atts.) - .0289 (32-1107), Chris Weinke, 1997-2000

### Most Interceptions Thrown

Game: 6, Chris Weinke at North Carolina State, Sept. 12, 1998  
 Season: 23, Gary Huff, 1972  
 Career: 42, Gary Huff, 1970-72

### Longest Runs by Quarterback

TD Run: 88, Jordan Travis vs. Pitt, Nov. 7, 2020  
 Non-TD Run: 71, Jordan Travis at NC State, Oct. 8, 2022

### Longest TD Passes

- 98 yards, Chris Weinke to Snoop Minnis vs. Clemson, 2000
- 98 yards, Christian Ponder to Rod Owens vs. North Carolina, 2009
- 96 yards, Jimmy Jordan to Kurt Unglaub vs. Virginia Tech, 1976
- 95 yards, Jimmy Black to Rudy Thomas vs. Southern Miss, 1976
- 93 yards, Chip Ferguson to Lawrence Dawsey vs. Southern Miss, 1988
- 92 yards, Deondre Francois to Nyqwan Murray vs. Michigan, 2016 Orange Bowl
- 91 yards, Jimmy Black to Kurt Unglaub at N. Texas State, 1976
- 91 yards, James Blackman to Tamorrion Terry vs. Arizona State, 2019 Sun Bowl
- 88 yards, Gary Huff to Barry Smith vs. Kansas, 1971
- 88 yards, Casey Weldon to Amp Lee vs. Tulane, 1989

### Single-Game Yards

1.	Chris Weinke	Duke	2000	536
2.	Chris Weinke	Clemson	2000	521
3.	Bill Cappleman	Memphis State	1969	508
4.	Chris Weinke	at Miami	2000	496
5.	Peter Tom Willis	Memphis State	1989	482
6.	Thad Busby	North Carolina State	1997	463
7.	Danny Kanell	at Virginia	1995	454
8.	Charlie Ward	at Florida	1993	446
9.	Jameis Winston	at Clemson	2009	444
10.	Chris Weinke	at Georgia Tech	2000	443
11.	EJ Manuel	Boston College	2012	439
12.	Bill Cappleman	at South Carolina	1968	437
13.	Danny Kanell	at Maryland	1994	427
14.	Peter Tom Willis	vs. Nebraska ('90 Fiesta)	1989	422
15.	Danny Kanell	Florida	1994	421
	James Blackman	at North Carolina State	2018	421
17.	Deondre Francois	vs. Ole Miss	2016	419
18.	<b>Jordan Travis</b>	<b>vs. Oklahoma (Cheez-It)</b>	<b>2022</b>	<b>418</b>
19.	Gary Huff	Houston	1972	409
20.	Jameis Winston	at Louisville	2014	401

### Season Yards

1.	Chris Weinke	2000	4,167
2.	Jameis Winston	2013	4,057
3.	Jameis Winston	2014	3,907
4.	EJ Manuel	2012	3,392
5.	Deondre Francois	2016	3,350
6.	Thad Busby	1997	3,317
7.	<b>Jordan Travis</b>	<b>2022</b>	<b>3,214</b>
8.	Drew Weatherford	2005	3,208
9.	Peter Tom Willis	1989	3,124
10.	Chris Rix	2003	3,107
11.	Chris Weinke	1999	3,103
12.	Charlie Ward	1993	3,032
13.	Danny Kanell	1995	2,957
14.	Gary Huff	1972	2,893
15.	Danny Kanell	1994	2,781
16.	Gary Huff	1971	2,736
17.	Chris Rix	2001	2,734
18.	Deondre Francois	2018	2,731
19.	Christian Ponder	2009	2,717
20.	EJ Manuel	2011	2,666

### Career Yards

1.	Chris Weinke	(1997-2000)	9,839
2.	Chris Rix	(2001-04)	8,390
3.	Jameis Winston	(2013-14)	7,964
4.	EJ Manuel	(2009-12)	7,736
5.	Drew Weatherford	(2005-08)	7,567
6.	Christian Ponder	(2007-10)	6,872
7.	Gary Huff	(1970-72)	6,378
8.	Danny Kanell	(1992-95)	6,372
9.	Deondre Francois	(2016-18)	6,291
10.	Thad Busby	(1994-97)	5,916
11.	<b>Jordan Travis</b>	<b>(2019-PR)</b>	<b>5,888</b>
12.	Charlie Ward	(1989-93)	5,747
13.	James Blackman	(2017-20)	5,445
14.	Bill Cappleman	(1967-69)	4,904
15.	Casey Weldon	(1988-91)	4,628
16.	Peter Tom Willis	(1986-89)	4,291
17.	Jimmy Jordan	(1976-79)	4,144
18.	Chip Ferguson	(1985-88)	3,846
19.	Wally Woodham	(1975, 77-79)	3,550
20.	Kelly Lowrey	(1980-83)	3,469

### Single-Game Completions

1.	Danny Kanell	Georgia Tech	1995	41
2.	Danny Kanell	Florida	1994	40
3.	Charlie Ward	at Florida	1993	38
4.	Kim Hammond	vs. Penn State (Gator)	1967	37
	Chris Weinke	Duke	2000	37
6.	Drew Weatherford	at Virginia	2005	35
	Drew Weatherford	Duke	2007	35
8.	Christian Ponder	at North Carolina	2009	33
	Deondre Francois	vs. Ole Miss	2016	33
10.	Danny Kanell	at Virginia	1995	32
	Chris Weinke	vs. BYU	2000	32
	Drew Weatherford	Boston College	2006	32
13.	Bill Cappleman	Memphis State	1969	31
	Charlie Ward	at Notre Dame	1993	31
	Deondre Francois	Samford	2018	31
16.	Thad Busby	Georgia Tech	1997	30
	Chris Rix	Colorado	2003	30
	Drew Weatherford	Troy	2006	30
	Jameis Winston	at Syracuse	2014	30
	James Blackman	ULM	2019	30

### Season Completions

	Year	Att.	Comp.
1.	Jameis Winston	2014	467
2.	Drew Weatherford	2005	469
3.	Chris Weinke	2000	431
4.	Charlie Ward	1993	380
5.	EJ Manuel	2012	387
6.	Danny Kanell	1995	402
	Jameis Winston	2013	384
8.	Thad Busby	1997	390
	Deondre Francois	2016	400
10.	Chris Weinke	1999	377
11.	Danny Kanell	1994	380
	Christian Ponder	2009	330
	Deondre Francois	2018	396
14.	<b>Jordan Travis</b>	<b>2022</b>	<b>353</b>
15.	Chris Rix	2003	382
16.	Peter Tom Willis	1989	346
17.	Gary Huff	1972	385
18.	Charlie Ward	1992	365
19.	EJ Manuel	2011	311
20.	Casey Weldon	1991	313

### Career Completions

	Year	Att.	Comp.
1.	Chris Weinke	(1997-2000)	1,107
2.	Drew Weatherford	(2005-08)	1,128
3.	EJ Manuel	(2009-12)	897
4.	Christian Ponder	(2007-10)	965
5.	Chris Rix	(2001-04)	1,042
6.	Jameis Winston	(2013-14)	851
7.	Danny Kanell	(1992-95)	851
8.	Deondre Francois	(2016-18)	829
9.	Charlie Ward	(1989-93)	759
10.	Gary Huff	(1970-72)	796
11.	James Blackman	(2017-20)	716
12.	<b>Jordan Travis</b>	<b>(2019-PR)</b>	<b>689</b>
13.	Thad Busby	(1994-97)	715
14.	Bill Cappleman	(1967-69)	636
15.	Casey Weldon	(1988-91)	545
16.	Peter Tom Willis	(1986-89)	500
17.	Jimmy Jordan	(1976-79)	595
18.	Chip Ferguson	(1985-88)	496
19.	Wally Woodham	(1975, 77-79)	476
20.	Steve Tensi	(1962-64)	472
	Kelly Lowrey	(1980-83)	464

### Season TD Passes

1.	Jameis Winston	2013	40
2.	Chris Weinke	2000	33
3.	Danny Kanell	1995	32
4.	Charlie Ward	1993	27
5.	Bill Cappleman	1968	25
	Gary Huff	1972	25
	Thad Busby	1997	25
	Chris Weinke	1999	25
	Jameis Winston	2014	25
10.	Chris Rix	2001	24
	<b>Jordan Travis</b>	<b>2022</b>	<b>24</b>
12.	Gary Huff	1971	23
	Chris Rix	2003	23
	EJ Manuel	2012	23
15.	Casey Weldon	1991	22
	Charlie Ward	1992	22
17.	Peter Tom Willis	1989	20
	Christian Ponder	2010	20
	Deondre Francois	2016	20
20.	Chris Weinke	1998	19
	James Blackman	2017	19

### Career TD Passes

1.	Chris Weinke	(1997-2000)	79
2.	Jameis Winston	(2013-14)	65
3.	Chris Rix	(2001-04)	63
4.	Danny Kanell	(1992-95)	57
5.	Gary Huff	(1970-72)	52
6.	Charlie Ward	(1989-93)	49
7.	EJ Manuel	(2009-12)	47
8.	Thad Busby	(1994-97)	46
9.	Christian Ponder	(2007-10)	45
	<b>Jordan Travis</b>	<b>(2019-PR)</b>	<b>45</b>
11.	James Blackman	(2017-20)	43
12.	Casey Weldon	(1988-91)	41
13.	Bill Cappleman	(1967-69)	39
	Jimmy Jordan	(1976-79)	39
15.	Drew Weatherford	(2004-07)	37
16.	Deondre Francois	(2016-18)	36
17.	Chip Ferguson	(1985-88)	34
18.	Peter Tom Willis	(1986-89)	33
19.	Steve Tensi	(1962-64)	28
20.	Rick Stockstill	(1977, 79-81)	26

# PASSING RECORDS

## Single-Game Attempts

1.	Danny Kanell	at Virginia	1995	67
2.	Drew Weatherford	at Virginia	2005	59
3.	Gary Huff	Florida	1972	58
	Chris Weinke	at Miami	2000	58
5.	Gary Pajic	at Virginia Tech	1966	53
	Kim Hammond	vs. Penn State (Gator)	1967	53
	Charlie Ward	at Florida	1993	53
	Danny Kanell	Florida	1994	53
9.	Deondre Francois	vs. Ole Miss	2016	52
10.	Gary Huff	Houston	1972	51
	Danny McManus	vs. Nebraska ('88 Fiesta)	1987	51
	Casey Weldon	at Florida	1991	51
	Danny Kanell	Georgia Tech	1995	51
	Chris Weinke	vs. Oklahoma ('01 Orange)	2000	51
15.	Bill Cappleman	Memphis State	1969	50
	Charlie Ward	at Notre Dame	1993	50
	Chris Weinke	vs. BYU	2000	50
18.	Chris Weinke	at Clemson	1999	49
19.	Danny Kanell	Virginia	1994	48
	Drew Weatherford	Boston College	2006	48
	Drew Weatherford	vs. Kentucky (Music City)	2007	48
	Jameis Winston	at Louisville	2014	48

## Consecutive 300-Yard Games

Kim Hammond	1967	3
Peter Tom Willis	1989	3
Danny Kanell	1995	3
Chris Weinke	2000	3
Chris Rix	2001	3
Christian Ponder	2009	3
Jameis Winston	2013	3
Bill Cappleman	1968	2
Gary Huff	1971	2
Peter Tom Willis	1989	2
Charlie Ward	1993	2
Danny Kanell	1994	2
Thad Busby	1997	2
Chris Weinke	1998	2
Chris Weinke	1999	2
Chris Rix	2003	2
Drew Weatherford	2005	2
Drew Weatherford	2007	2
Jameis Winston	2013	2
Jameis Winston	2014	2

## Season 300-Yard Games

1.	Peter Tom Willis	1989	7
	Chris Weinke	2000	7
	Jameis Winston	2013	7
	Jameis Winston	2014	7
5.	Thad Busby	1997	6
6.	Danny Kanell	1995	5
	Chris Rix	2001	5
	Deondre Francois	2016	5
9.	Kim Hammond	1967	4
	Gary Huff	1971	4
	Charlie Ward	1993	4
	Danny Kanell	1994	4
	Chris Weinke	1999	4
	Christian Ponder	2009	4
	Deondre Francois	2018	4
16.	10x (most recent) Jordan Travis	2022	3

## Career 300-Yard Games

1.	Chris Weinke	1997-2000	14
	Jameis Winston	2013-14	14
3.	Danny Kanell	1992-95	10
4.	Thad Busby	1993-97	9
	Drew Weatherford	2005-07	9
	Deondre Francois	2016-18	9
7.	Chris Rix	2001-04	8
8.	Gary Huff	1970-72	7
	Peter Tom Willis	1986-89	7
10.	Charlie Ward	1989-93	6
11.	Bill Cappleman	1967-69	5
	EJ Manuel	2009-12	5
13.	Kim Hammond	1966-67	4
	Christian Ponder	2007-09	4
15.	Casey Weldon	1988-91	3
	Sean Maguire	2012-16	3
	James Blackman	2017-20	3
	Jordan Travis	2019-PR	3

## Year-By-Year Passing Leaders

Year	Name	Att	Comp	Int	Yds	TD
1955	Len Swantic	73	37	5	576	2
1956	Lee Corso	59	32	5	369	5
1957	Bobby Renn	54	23	4	263	2
1958	Vic Prinzi	71	40	5	480	7
1959	Joe Majors	168	90	7	1063	7
1960	Ed Trancygier	97	38	10	552	6
1961	Eddie Feely	83	48	3	471	4
1962	Steve Tensi	121	60	2	796	6
1963	Steve Tensi	147	71	9	915	9
1964	Steve Tensi	204	121	10	1681	14
1965	Ed Pritchett	247	110	14	1225	5
1966	Gary Pajic	232	125	9	1590	8
1967	Kim Hammond	241	140	10	1991	15
1968	Bill Cappleman	287	162	11	2410	25
1969	Bill Cappleman	344	183	18	2467	14
1970	Tommy Warren	190	97	10	1594	11
1971	Gary Huff	327	184	18	2736	23
1972	Gary Huff	385	206	23	2893	25
1973	Billy Sexton	128	51	12	754	4

1974	Ron Coppess	145	78	7	817	2
1975	Clyde Walker	203	117	8	1619	10
1976	Jimmy Black	179	104	9	1535	9
1977	Wally Woodham	154	94	9	1270	8
1978	Jimmy Jordan	199	108	9	1427	14
1979	Jimmy Jordan	180	87	14	1173	13
1980	Rick Stockstill	201	121	8	1377	15
1981	Rick Stockstill	238	122	14	1356	11
1982	Kelly Lowrey	217	113	8	1671	11
1983	Kelly Lowrey	233	131	12	1720	12
1984	Eric Thomas	161	78	4	1218	14
1985	Chip Ferguson	130	70	8	990	11
1986	Danny McManus	112	65	2	872	7
1987	Danny McManus	264	138	9	1964	14
1988	Chip Ferguson	194	122	11	1714	16
1989	Peter Tom Willis	346	211	9	3124	20
1990	Casey Weldon	182	112	4	1600	12
1991	Casey Weldon	313	189	8	2527	22
1992	Charlie Ward	365	204	17	2647	22
1993	Charlie Ward	380	264	4	3032	27
1994	Danny Kanell	380	227	13	2781	17
1995	Danny Kanell	402	257	13	2957	32
1996	Thad Busby	243	134	12	1866	16
1997	Thad Busby	390	235	10	3317	25
1998	Chris Weinke	286	145	10	2487	19
1999	Chris Weinke	377	232	14	3103	25
2000	Chris Weinke	431	266	11	4167	33
2001	Chris Rix	286	165	13	2734	24
2002	Chris Rix	225	118	7	1684	13
2003	Chris Rix	382	216	13	3107	23
2004	Wyatt Sexton	252	139	8	1661	8
2005	Drew Weatherford	469	276	18	3208	18
2006	Drew Weatherford	318	177	11	2154	12
2007	Drew Weatherford	318	181	3	2049	9
2008	Christian Ponder	318	177	13	2006	14
2009	Christian Ponder	330	227	7	2717	14
2010	Christian Ponder	299	184	8	2044	20
2011	EJ Manuel	311	203	8	2666	18
2012	EJ Manuel	387	263	10	3392	23
2013	Jameis Winston	384	257	10	4057	40
2014	Jameis Winston	467	305	18	3907	25
2015	Everett Golson	219	147	3	1778	11
2016	Deondre Francois	400	235	7	3350	20
2017	James Blackman	297	173	11	2230	19
2018	Deondre Francois	396	227	12	2731	15
2019	James Blackman	292	184	11	2339	17
2020	Jordan Travis	131	72	6	1056	6
2021	Jordan Travis	194	122	6	1539	15
2022	Jordan Travis	353	226	5	3214	24

## All-Time 300-Yard Passing Games (136)

536	Chris Weinke	Duke	2000
521	Chris Weinke	Clemson	2000
508	Bill Cappleman	Memphis State	1969
496	Chris Weinke	at Miami	2000
482	Peter Tom Willis	Memphis State	1989
463	Thad Busby	North Carolina State	1997
454	Danny Kanell	at Virginia	1995
446	Charlie Ward	at Florida	1993
444	Jameis Winston	at Clemson	2013
443	Chris Weinke	at Georgia Tech	2000
439	EJ Manuel	Boston College	2012
437	Bill Cappleman	at South Carolina	1968
427	Danny Kanell	at Maryland	1994
422	Peter Tom Willis	vs. Nebraska ('90 Fiesta)	1989
421	Danny Kanell	Florida	1994
421	James Blackman	at North Carolina State	2018
419	Deondre Francois	vs. Ole Miss	2016
418	Jordan Travis	vs. Oklahoma (Cheez-It)	2022
409	Gary Huff	Houston	1972
401	Jameis Winston	at Louisville	2014
399	Thad Busby	Georgia Tech	1997
396	Jordan Travis	Georgia Tech	2022
395	Charlie Ward	Maryland	1992
395	Christian Ponder	at North Carolina	2009
394	Danny Kanell	Duke	1994
394	Chris Rix	Colorado	2003
393	Jameis Winston	Maryland	2013
392	Sean Maguire	vs. Houston (Peach)	2015
390	Thad Busby	Wake Forest	1997
380	EJ Manuel	Clemson	2012
377	Drew Weatherford	at Virginia	2005
375	Danny McManus	vs. Nebraska ('88 Fiesta)	1987
374	Gary Huff	at Virginia Tech	1971
372	Bill Cappleman	at Tulsa	1969
372	Everett Golson	Louisville	2015
372	Deondre Francois	North Carolina	2016
370	Jameis Winston	vs. Oklahoma State	2014
369	Kim Hammond	Mississippi State	1967
369	Chris Rix	at Clemson	2001
366	Gary Huff	South Carolina	1971
365	Bill Cappleman	Wake Forest	1968
365	Jameis Winston	at North Carolina State	2014
362	Kim Hammond	vs. Penn State (Gator)	1967
362	Peter Tom Willis	South Carolina	1989
359	Christian Ponder	Georgia Tech	2009
357	Eric Thomas	Auburn	1984
356	Jameis Winston	at Pitt	2013
354	Chris Weinke	Wake Forest	1999
354	Drew Weatherford	at Boston College	2009
353	Chris Weinke	Florida	2000
353	Deondre Francois	Wake Forest	2018
352	Deondre Francois	Northern Illinois	2018
351	Bill Cappleman	vs. Houston	1968
351	Jimmy Black	Southern Miss	1976
351	Drew Weatherford	Wake Forest	2005

350	Chris Rix	Maryland	2001
348	Jameis Winston	vs. Oregon (15 CFP Semi-Rose)	2014
348	Sean Maguire	Syracuse	2015
347	Gary Huff	vs. Arizona State (Fiesta)	1971
347	Casey Weldon	Syracuse	1991
346	Danny Kanell	Maryland	1995
346	James Blackman	at Boston College	2019
345	Chris Rix	Wake Forest	2001
342	Danny Kanell	Wake Forest	1995
342	Drew Weatherford	The Citadel	2005
341	Danny Kanell	at Maryland	1993
340	Christian Ponder	at Boston College	2009
339	Chris Rix	Wake Forest	2003
339	Drew Weatherford	Duke	2007
338	Chip Ferguson	vs. Oklahoma State (Gator)	1985
338	Peter Tom Willis	at Virginia Tech	1989
338	Chris Weinke	North Carolina	1998
336	Drew Weatherford	Troy	2006
336	Clint Trickett	at Clemson	2011
334	Thad Busby	vs. Ohio State ('98 Sugar)	1997
332	Thad Busby	at Clemson	1997
332	Chris Weinke	Miami	1999
332	Drew Weatherford	UAB	2007
331	Charlie Ward	Florida	1992
330	Danny Kanell	Virginia	1994
330	Jameis Winston	at Boston College	2013
330	Jameis Winston	vs. Duke (ACC Champ)	2013
330	Deondre Francois	at North Carolina State	2016
329	Gary Huff	at Miami	1972
329	Chris Weinke	vs. Virginia Tech ('00 Sugar)	1999
329	EJ Manuel	Charleston Southern	2011
327	Chris Rix	at Notre Dame	2003
327	Jameis Winston	at Florida	2013
327	James Blackman	Boise State	2019
326	Chris Rix	vs. Virginia Tech ('02 Gator)	2001
326	Drew Weatherford	Boston College	2006
326	EJ Manuel	at Virginia Tech	2012
325	Gary Huff	Florida	1972
325	Casey Weldon	Florida	1990
325	Drew Weatherford	vs. UCLA (Emerald)	2006
325	Jameis Winston	Miami	2013
324	Peter Tom Willis	Tulane	1989
324	Chris Weinke	at Wake Forest	2000
324	Christian Ponder	Jacksonville State	2009
322	Kelly Lowrey	East Carolina	1983
322	Charlie Ward	Virginia	1993
322	Deondre Francois	Boston College	2018
321	EJ Manuel	North Carolina State	2011
321	Jordan Travis	Boston College	2022
320	Deondre Francois	Samford	2018
319	Peter Tom Willis	at Florida	1989
319	Deondre Francois	Wake Forest	2016
318	Chris Weinke	vs. BYU	2000
317	Charlie Ward	Clemson	1993
317	Jameis Winston	at Syracuse	2014
316	Thad Busby	Virginia	1996
316	Chris Weinke	at Miami	1998
316	Alex Hornbrook	North Carolina State	2019
315	Deondre Francois	at Syracuse	2016
314	Kim Hammond	Virginia Tech	1967
313	Joe Majors	at Tampa	1959
312	Gary Pajic	at Virginia Tech	1966
312	Jimmy Jordan	at LSU	1979
310	Danny Kanell	North Carolina State	1995
309	Jameis Winston	vs. Georgia Tech (ACC Champ)	2014
308	Thad Busby	Maryland	1997
305	Casey Weldon	at Florida	1991
304	Thad Busby	Clemson	1996
304	Chris Weinke	Maryland	1999
304	Sean Maguire	Clemson	2014
304	Jameis Winston	at Miami	2014
303	Steve Tensi	vs. Oklahoma ('65 Gator)	1964
303	Charlie Ward	at North Carolina	1993
302	Kim Hammond	at Memphis State	1967
302	Danny Kanell	Georgia Tech	1995
302			

# PASSING RECORDS

## 300-YARD PASSING GAMES BY PLAYER (MIN. 3)

### Chris Weinke (14):

536 Yds.	Duke, 2000
521 Yds.	Clemson, 2000
496 Yds.	at Miami, 2000
443 Yds.	at Georgia Tech, 2000
354 Yds.	Wake Forest, 1999
353 Yds.	Florida, 2000
338 Yds.	North Carolina, 1996
332 Yds.	Miami, 1999
329 Yds.	vs. Virginia Tech, 1999 ('00 Sugar)
324 Yds.	at Wake Forest, 2000
318 Yds.	vs. BYU, 2000
316 Yds.	at Miami, 1998
304 Yds.	Maryland, 1999
302 Yds.	Clemson, 1998

### Jameis Winston (14):

444 Yds.	at Clemson, 2013
401 Yds.	at Louisville, 2014
393 Yds.	Maryland, 2013
370 Yds.	vs. Oklahoma State, 2014
365 Yds.	at North Carolina State, 2014
356 Yds.	at Pitt, 2013
348 Yds.	vs. Oregon, 2014 ('15 CFP Semi-Rose)
330 Yds.	vs. Duke, 2013 (ACC Champ.)
330 Yds.	at Boston College, 2013
327 Yds.	at Florida, 2013
325 Yds.	Miami, 2013
317 Yds.	at Syracuse, 2014
309 Yds.	vs. Georgia Tech, 2014 (ACC Champ.)
304 Yds.	at Miami, 2014

### Danny Kanell (10):

454 Yds.	at Virginia, 1995
427 Yds.	at Maryland, 1994
421 Yds.	Florida, 1994
394 Yds.	Duke, 1994
346 Yds.	Maryland, 1995
342 Yds.	Wake Forest, 1995
341 Yds.	at Maryland, 1993
330 Yds.	Virginia, 1994
310 Yds.	North Carolina State, 1995
302 Yds.	Georgia Tech, 1995

### Thad Busby (9):

463 Yds.	North Carolina State, 1997
399 Yds.	Georgia Tech, 1997
390 Yds.	Wake Forest, 1997
334 Yds.	vs. Ohio State, 1997 ('98 Sugar)
332 Yds.	at Clemson, 1997
316 Yds.	Virginia, 1996
308 Yds.	Maryland, 1997
304 Yds.	Clemson, 1996
302 Yds.	Southern Miss, 1996

### Drew Weatherford (9):

377 Yds.	at Virginia, 2005
354 Yds.	at Boston College, 2007
351 Yds.	Wake Forest, 2005
342 Yds.	The Citadel, 2005
339 Yds.	Duke, 2007
336 Yds.	Troy, 2006
332 Yds.	UAB, 2007
326 Yds.	Boston College, 2006
325 Yds.	vs. UCLA, 2006 (Emerald)

### Deondre Francois (9):

419 Yds.	vs. Ole Miss, 2016
372 Yds.	North Carolina, 2016
353 Yds.	Wake Forest, 2018
352 Yds.	Northern Illinois, 2018
330 Yds.	at North Carolina State, 2016
322 Yds.	Boston College, 2018
320 Yds.	Samford, 2018
319 Yds.	Wake Forest, 2016
315 Yds.	at Syracuse, 2016

### Chris Rix (8):

394 Yds.	Colorado, 2003
369 Yds.	at Clemson, 2001
350 Yds.	Maryland, 2001
345 Yds.	Wake Forest, 2001
339 Yds.	Wake Forest, 2003
327 Yds.	at Notre Dame, 2003
326 Yds.	vs. Virginia Tech, 2001 ('02 Gator)
302 Yds.	North Carolina State, 2001

### Gary Huff (7):

409 Yds.	Houston, 1972
374 Yds.	at Virginia Tech, 1971
366 Yds.	South Carolina, 1971
347 Yds.	vs. Arizona State, 1971 (Fiesta)
329 Yds.	at Miami, 1972
325 Yds.	Florida, 1972
300 Yds.	Kansas, 1971

### Peter Tom Willis (7):

482 Yds.	Memphis State, 1989
422 Yds.	vs. Nebraska, 1989 ('90 Fiesta)
362 Yds.	South Carolina, 1989
338 Yds.	at Virginia Tech, 1989
324 Yds.	Tulane, 1989
319 Yds.	at Florida, 1989
301 Yds.	at LSU, 1989

### Charlie Ward (6):

446 Yds.	at Florida, 1993
395 Yds.	Maryland, 1992
331 Yds.	Florida, 1992
322 Yds.	Virginia, 1993
317 Yds.	Clemson, 1993
303 Yds.	at North Carolina, 1993

### Bill Cappleman (5):

508 Yds.	Memphis State, 1969
437 Yds.	at South Carolina, 1968
372 Yds.	at Tulsa, 1969
365 Yds.	Wake Forest, 1968
351 Yds.	vs. Houston, 1968

### EJ Manuel (5):

439 Yds.	Boston College, 2012
380 Yds.	Clemson, 2012
329 Yds.	Charleston Southern, 2011
326 Yds.	at Virginia Tech, 2012
321 Yds.	North Carolina State, 2011

### Kim Hammond (4):

369 Yds.	Mississippi State, 1967
362 Yds.	vs. Penn State, 1967 (Gator)
314 Yds.	Virginia Tech, 1967
302 Yds.	at Memphis State, 1967

### Christian Ponder (4):

395 Yds.	at North Carolina, 2009
359 Yds.	Georgia Tech, 2009
340 Yds.	at Boston College, 2009
324 Yds.	Jacksonville State, 2009

### Casey Weldon (3):

347 Yds.	Syracuse, 1991
325 Yds.	Florida, 1990
305 Yds.	at Florida, 1991

### Sean Maguire (3):

392 Yds.	vs. Houston, 2015 (Peach)
348 Yds.	Syracuse, 2015
304 Yds.	Clemson, 2014

### James Blackman (3):

421 Yds.	at North Carolina State, 2018
346 Yds.	at Boston College, 2019
327 Yds.	Boise State, 2019

### Jordan Travis (3):

418 Yds.	vs. Oklahoma, 2022 (Cheez-It)
396 Yds.	Georgia Tech, 2022
321 Yds.	Boston College, 2022



Career Wins as Starting Quarterback  
Chris Weinke (1997-2000)

## STARTING QB RECORDS (SINCE 1980)

### By Wins

Chris Weinke	(1997-2000)	32-3	.914
Chris Rix	(2001-04)	28-11	.718
Jameis Winston	(2013-14)	26-1	.963
EJ Manuel	(2009-12)	25-6	.806
Christian Ponder	(2007-10)	23-13	.638
Charlie Ward	(1989-93)	22-2	.917
Thad Busby	(1996-97)	21-2	.913
Danny Kanell	(1992-95)	21-3-1	.860
Drew Weatherford	(2005-07)	20-13	.606
Danny McManus	(1983-87)	19-3	.864
<b>Jordan Travis</b>	<b>(2019-PR)</b>	<b>17-9</b>	<b>.654</b>
Casey Weldon	(1988-91)	16-2	.889
Rick Stockstill	(1977, 79-81)	15-5	.750
Deondre Francois	(2016-18)	14-9	.609
Kelly Lowery	(1979-83)	12-6	.667
Peter Tom Willis	(1986-89)	11-2	.846
James Blackman	(2017-20)	11-14	.440

### By Percentage

Jameis Winston	(2013-14)	26-1	.963
Charlie Ward	(1989-93)	22-2	.917
Chris Weinke	(1997-2000)	32-3	.914
Thad Busby	(2009-97)	21-2	.913
Casey Weldon	(1988-91)	16-2	.889
Eric Thomas	(1981-85)	10-1-1	.875
Danny McManus	(1983-87)	19-3	.864
Danny Kanell	(1992-95)	21-3-1	.860
Peter Tom Willis	(1986-89)	11-2	.846
EJ Manuel	(2009-12)	25-6	.806
Rick Stockstill	(1977, 79-81)	15-5	.750
Chris Rix	(2001-04)	28-11	.718
Kelly Lowery	(1979-83)	12-6	.667
<b>Jordan Travis</b>	<b>(2019-PR)</b>	<b>17-9</b>	<b>.654</b>
Christian Ponder	(2007-10)	23-13	.638
Deondre Francois	(2016-18)	14-9	.609

(minimum 10 wins)

## SEASON RECORDS

### Most Attempts

1.	526 in 2005
2.	516 in 2014
3.	469 in 1993
	469 in 2000
5.	465 in 1995
6.	455 in 2018
7.	442 in 2013
8.	441 in 1994
9.	440 in 1997
10.	439 in 2006

### Most Completions

1.	330 in 2014
2.	327 in 1993
3.	303 in 2005
4.	297 in 1995
5.	296 in 2009
6.	290 in 2000
7.	288 in 2012
8.	288 in 2013
9.	279 in 2019
10.	264 in 1994
	264 in 2015

### Highest Completion Percentage

1.	69.7 in 1993
2.	67.7 in 2009
3.	67.3 in 2012
4.	65.2 in 2013
5.	64.6 in 2019
6.	64.5 in 2011
7.	64.0 in 2014
8.	63.9 in 1995
9.	63.8 in 1990
10.	63.0 in 2022

### Most Times Intercepted

1.	23 in 1972
2.	21 in 1954
	21 in 1967
	21 in 1973
5.	20 in 2014
6.	19 in 2005
7.	18 in 1981
	18 in 1988
	18 in 1994
	18 in 1998

### Most Yards

1.	4,608 in 2000
2.	4,423 in 2013
3.	4,246 in 2014
4.	3,909 in 1993
5.	3,740 in 1997
6.	3,709 in 2012
7.	3,674 in 2005
8.	3,616 in 1995
9.	3,534 in 2009
10.	3,512 in 2022

### Most Yards Per Game

1.	384.0 in 2000
2.	340.0 in 1997
3.	328.7 in 1995
4.	325.8 in 1993
5.	315.9 in 2013
6.	313.5 in 1989
7.	303.3 in 2014
8.	294.0 in 1994
9.	285.3 in 2012
10.	284.4 in 1968



14

Career 300-Yard Passing Games  
Jameis Winston (2013-14)

# RUSHING RECORDS

## Longest TD Runs

1.	97 yards, Larry Key vs. Virginia Tech	1976
2.	95 yards, Sammie Smith vs. Furman	1987
3.	94 yards, Dalvin Cook at Wake Forest	2015
4.	90 yards, Chris Thompson at Miami	2010
5.	89 yards, Jashaun Corbin vs. Notre Dame	2021
6.	88 yards, Sean Jackson vs. Wake Forest	1992
8.	87 yards, Travis Minor at Virginia	1997
9.	85 yards, Rock Preston vs. Duke	1995
10.	83 yards, Sammie Smith at East Carolina	1987
83 yards, Chris Thompson vs. BYU	2010	
12.	82 yards, Davy Ford vs. Clemson	2000
13.	81 yards, Greg Allen at Arizona State	1984
14.	80 yards, Fred Pickard vs. Virginia Tech	1957
80 yards, Phil Spooner vs. Houston	1965	
80 yards, Warrick Dunn at Miami	1996	
80 yards, Antone Smith at Duke	2006	
80 yards, Chris Thompson vs. Wake Forest	2012	
19.	78 yards, Buck Metts vs. Stetson	1954
20.	77 yards, Jessie Hester at Miami	1984

## Longest Non-TD Runs

1.	85 yards, Cam Akers vs. Virginia Tech	2018
2.	84 yards, Clyde Allen vs. Maryland	1992
3.	78 yards, LeRoy Butler at Clemson	1988
4.	76 yards, Roy Thompson vs. Stetson	1951
5.	74 yards, Dexter Carter vs. Memphis State	1987
6.	71 yards, Dalvin Cook vs. Michigan (Orange)	2016
71 yards, Jordan Travis at NC State	2022	
8.	69 yards, Jacques Patrick at Wake Forest	2017
9.	66 yards, Greg Allen at LSU	1984
10.	65 yards, Wayne Giardino vs. Oklahoma ('65 Gator)	1961
65 yards, Dennis McKinnon vs. West Virginia (Gator)	1982	
65 yards, Treshawn Ward vs. Syracuse	2021	

## QB Rushing Yards In A Season

1.	Jordan Travis	2020	559, 7 TD
2.	Jordan Travis	2021	530, 7 TD
3.	Charlie Ward	1992	504, 6 TD
4.	Ken McLean	1948	463, 7 TD
5.	Nelson Italiano	1950	424, 5 TD
6.	Christian Ponder	2008	423, 4 TD
7.	Bobby Renn	1957	417, 4 TD
Jordan Travis	2022	417, 7 TD	

## QB Rushing Yards In A Career

1.	Jordan Travis	2019-PR	1,734
2.	Charlie Ward	1989-93	889
3.	Christian Ponder	2007-10	833
4.	E.J. Manuel	2009-12	827
5.	Chris Rix	2001-04	823

## Single-Game Yards

1.	Greg Allen	Western Carolina	1981	322
2.	Dalvin Cook	at USF	2016	267
3.	Dalvin Cook	USF	2015	266
4.	Sammie Smith	at East Carolina	1987	244
5.	Dalvin Cook	at Syracuse	2016	225
6.	Greg Allen	at Arizona State	1984	223
7.	Dalvin Cook	Miami	2015	222
8.	Victor Floyd	South Carolina	1985	212
Sammie Smith	at Tulane	1988	212	
10.	Sammie Smith	vs. Indiana (All-American)	1986	205
11.	Greg Allen	at LSU	1981	202
12.	Greg Allen	at LSU	1983	201
13.	Tony Smith	vs. Oklahoma St. (Gator)	1985	201
14.	Cam Akers	Syracuse	2017	199
15.	Chris Thompson	Wake Forest	2012	199
16.	Leon Washington	vs. W. Virginia ('05 Gator)	2004	195
17.	Dalvin Cook	at Clemson	2015	194
18.	Cam Akers	ULM	2019	193
19.	Sammie Smith	Miami	1987	189
Greg Jones	Miami	2002	189	

## Season Yards

1.	Dalvin Cook, 2016	288	1,765
2.	Dalvin Cook, 2015	229	1,691
3.	Warrick Dunn, 1995	166	1,242
4.	Sammie Smith, 1987	172	1,230
5.	Warrick Dunn, 1996	189	1,180
6.	Cam Akers, 2019	231	1,144
7.	Greg Allen, 1983	200	1,134
8.	Larry Key, 1977	239	1,117
9.	Warrick Dunn, 1994	152	1,026
10.	Cam Akers, 2017	194	1,024
11.	Devonta Freeman, 2013	173	1,016
12.	Mark Lyles, 1979	225	1,011
13.	Dalvin Cook, 2014	170	1,008
14.	Trey Benson, 2022	154	990
15.	Sam Platt, 1980	224	983
16.	Amp Lee, 1991	186	977
17.	Greg Allen, 1984	133	971
18.	Leon Washington, 2004	138	951
19.	Hodges Mitchell, 1972	192	944
20.	Greg Jones, 2002	161	938

## Career Yards

1.	Dalvin Cook (2014-16)	687	4,464
2.	Warrick Dunn (1993-96)	575	3,959
3.	Greg Allen (1981-84)	624	3,769
4.	Travis Minor (1997-2000)	664	3,218
5.	Larry Key (1974-77)	625	2,953
6.	Cam Akers (2017-19)	586	2,874
7.	Sammie Smith (1985-88)	411	2,539
8.	Greg Jones (2000-03)	480	2,535
9.	Lorenzo Booker (2003-06)	477	2,389
10.	Antone Smith (2005-08)	493	2,255
Devonta Freeman (2011-13)	404	2,255	
12.	Mark Lyles (1976-79)	515	2,218
13.	Sean Jackson (1990-93)	347	2,128
14.	Amp Lee (1989-91)	405	2,092
15.	Jermaine Thomas (2008-11)	379	2,083
16.	Leon Washington (2001-05)	369	2,041
17.	Jacques Patrick (2015-18)	366	1,790
18.	Dexter Carter (1986-89)	327	1,788
19.	Chris Thompson (2009-12)	277	1,735
20.	Jordan Travis (2019-PR)	336	1,734

## Season Rushing Touchdowns

1.	Greg Allen, 1982	20
2.	Dalvin Cook, 2015	19
Dalvin Cook, 2016	19	
4.	Amp Lee, 1990	16
5.	Dayne Williams, 1987	15
Antone Smith, 2008	15	
7.	Devonta Freeman, 2013	14
Cam Akers, 2019	14	
9.	Greg Allen, 1983	13
Warrick Dunn, 1995	13	
11.	Pooh Bear Williams, 1995	12
Warrick Dunn, 1996	12	
13.	Amp Lee, 1991	11
Zack Crockett, 1994	11	
James Wilder Jr., 2012	11	
Karlos Williams, 2013	11	
Karlos Williams, 2014	11	
18.	William Floyd, 1992	9
Rock Preston, 1994	9	
Travis Minor, 1997	9	
Jermaine Thomas, 2009	9	
Trey Benson, 2022	9	

## Career Rushing Touchdowns

1.	Dalvin Cook (2014-16)	46
2.	Greg Allen (1981-84)	44
3.	Warrick Dunn (1993-96)	37
4.	Amp Lee (1989-91)	30
Devonta Freeman (2011-13)	30	
6.	Travis Minor (1997-2000)	28
7.	Cam Akers (2017-19)	27
8.	Antone Smith (2005-08)	26
9.	Dayne Williams (1986-88)	24
Jordan Travis (2019-PR)	24	
11.	Greg Jones (2000-03)	23
12.	Karlos Williams (2013-14)	22
13.	Mark Lyles (1976-79)	20
James Wilder Jr. (2011-13)	20	
15.	Jermaine Thomas (2008-11)	19
16.	Lonnie Pryor (2009-12)	18
17.	Dexter Carter (1986-89)	17
Pooh Bear Williams (1993, 95-96)	17	
Rock Preston (1994-96)	17	
Jacques Patrick (2015-18)	17	

## Freshman Rushing Leaders

1.	Cam Akers (2017)	1,024
2.	Dalvin Cook (2014)	1,008
3.	Greg Allen (1981)	888
4.	Travis Minor (1997)	623
5.	Larry Key (1974)	602
6.	Devonta Freeman (2011)	579

## Year-By-Year Rushing Leaders

Year	Name	No	Yds	Avg	TD
1955	Lee Corso	111	431	3.9	3
1956	Bobby Renn	105	596	5.7	2
1957	Fred Pickard	86	463	5.4	2
1958	Fred Pickard	122	615	5.0	4
1959	Fred Pickard	131	481	3.7	4
1960	Bud Whitehead	81	293	3.6	2
1961	Keith Kindermann	81	385	4.8	1
1962	Gene Roberts	75	299	4.0	0
1963	Dave Snyder	107	500	4.7	3
1964	Phil Spooner	136	516	3.8	5
1965	Jim Mankins	85	326	3.8	1
1966	Bill Moremen	123	480	3.9	7
1967	Bill Moremen	94	439	4.7	5
1968	Tom Bailey	116	570	4.9	2
1969	Tom Bailey	144	630	4.4	2
1970	Tom Bailey	121	514	4.2	2
1971	Paul Magalski	106	516	4.9	3
1972	Hodges Mitchell	192	944	4.9	3
1973	Hodges Mitchell	171	669	3.9	2
1974	Larry Key	123	602	4.9	3
1975	Leon Bright	162	675	4.2	3
1976	Larry Key	144	712	4.9	4
1977	Larry Key	239	1,117	4.7	3
1978	Homes Johnson	183	817	4.5	4
1979	Mark Lyles	225	1,011	4.5	8
1980	Sam Platt	224	983	4.4	6
1981	Greg Allen	139	888	6.4	3
1982	Ricky Williams	134	857	6.4	3

1983	Greg Allen	200	1,134	5.7	13
1984	Greg Allen	133	971	7.3	8
1985	Tony Smith	111	678	6.1	4
1986	Victor Floyd	129	654	5.1	6
1987	Sammie Smith	172	1,230	7.1	7
1988	Sammie Smith	108	577	5.3	4
1989	Dexter Carter	131	684	5.2	8
1990	Amp Lee	158	825	5.2	16
1991	Amp Lee	186	b77	5.3	11
1992	Tiger McMillon	116	579	5.0	3
1993	Sean Jackson	134	825	6.2	5
1994	Warrick Dunn	152	1,026	6.8	8
1995	Warrick Dunn	166	1,242	7.5	13
1996	Warrick Dunn	189	1,180	6.2	12
1997	Travis Minor	112	623	5.6	9
1998	Travis Minor	191	857	4.9	7
1999	Travis Minor	180	815	4.5	7
2000	Travis Minor	181	923	5.1	6
2001	Greg Jones	134	713	5.3	5
2002	Greg Jones	161	938	5.8	8
2003	Greg Jones	144	618	4.3	7
2004	Leon Washington	138	951	6.9	7
2005	Lorenzo Booker	119	552	4.6	4
2006	Lorenzo Booker	143	616	4.3	4
2007	Antone Smith	192	819	4.3	3
2008	Antone Smith	177	792	4.5	15
2009	Jermaine Thomas	163	832	5.1	9
2010	Chris Thompson	134	845	6.3	6
2011	Devonta Freeman	120	579	4.8	8
2012	Chris Thompson	91	687	7.5	5
2013	Devonta Freeman	173	1,016	5.9	14
2014	Dalvin Cook	170	1,008	5.9	8
2015	Dalvin Cook	229	1,691	7.4	19
2016	Dalvin Cook	288	1,765	6.1	19
2017	Cam Akers	194	1,024	5.3	7
2018	Cam Akers	161	706	4.4	6
2019	Cam Akers	231	1,144	5.0	14
2020	Jordan Travis	97	559	5.8	7
2021	Jashaun Corbin	143	887	6.2	7
2022	Trey Benson	154	990	6.4	9

## All-Time 100-Yard Rushing Games (320)

322	Greg Allen	Western Carolina	1981
267	Dalvin Cook	at USF	2016
266	Dalvin Cook	USF	2015
244	Sammie Smith	at East Carolina	1987
225	Dalvin Cook	at Syracuse	2016
223	Greg Allen	at Arizona State	1984
222	Dalvin Cook	Miami	2015
212	Sammie Smith	at Tulane	1988
212	Victor Floyd	South Carolina	1985
205	Sammie Smith	vs. Indiana (All-American)	1986
202	Greg Allen	at LSU	1981
201	Greg Allen	at LSU	1983
201	Tony Smith	vs. Oklahoma State (Gator)	1985
199	Cam Akers	Syracuse	2017
197	Chris Thompson	Wake Forest	2012
195	Leon Washington	vs. West Virginia ('05 Gator)	2004
194	Dalvin Cook	at Clemson	2015
193	Cam Akers	ULM	2019
189	Sammie Smith	Miami	1987
189	Greg Jones	Miami	2002
188	Sam Platt	at Memphis State	1980
186	Jermaine Thomas	North Carolina State	2009
185	Warrick Dunn	Florida	1996
184	Warrick Dunn	Miami	1995
183	Dalvin Cook	at Florida	2015
180	Warrick Dunn	at Clemson	1995
177	Dalvin Cook	vs. Georgia Tech (ACC Champ)	2014
176	Sammie Smith	Furman	1987
174	Warrick Dunn	at Georgia Tech	1994
173	Greg Allen	Louisville	1982
173	Greg Jones	Virginia	2002
170	Larry Key	Auburn	1977
169	Dalvin Cook	Clemson	2016
165	Rock Preston	vs. Notre Dame	1994
165	Greg Jones	Clemson	2002
164	Leon Washington	at Syracuse	2004
163	Keith Ross	South Carolina	1985
163	Warrick Dunn	vs. Notre Dame	1994
163	Warrick Dunn	at Miami	1996
163	Dalvin Cook	Louisville	2015
163	Trey Benson	at Syracuse	2022
162	Warrick Dunn	at Wake Forest	1994
162	Jacques Patrick	Syracuse	2015
161	Buddy Strauss	at Mississippi College	1949
160	Greg Jones	at Clemson	2001
159	Jashaun Corbin	Louisville	2021
158	Chris Parker	East Carolina	1988
158	Chris Thompson	at Miami	2010
157	Travis Minor	at Virginia	1997
157	Cam Akers	at Wake Forest	2019
156	Antone Smith	vs. Kentucky (Music City)	2007
156	Dalvin Cook	Texas State	2015
155	Mike Davison	Tulsa	1972
155</			

# RUSHING RECORDS

MEDIA  
 PREVIEW  
 TEAM  
 COACHES  
 REVIEW  
 HONORS  
 PROS  
 RECORDS  
 FSU

147	Chris Thompson	vs. South Carolina (Chick-fil-A)	2010
146	Ken MacLean	Cumberland	1948
146	Travis Minor	vs. Texas A&M	1998
146	Travis Minor	Miami	1999
146	Antone Smith	Duke	2007
145	Greg Allen	Louisville	1983
145	Dalvin Cook	vs. Michigan (Orange)	2016
144	Christian Ponder	at Miami	2008
144	Dalvin Cook	Florida	2014
144	Cam Akers	Syracuse	2019
144	Jashaun Corbin	Notre Dame	2021
143	Larry Key	at Florida	1977
143	Greg Allen	at Memphis State	1984
143	Warrick Dunn	at North Carolina	1995
142	Keith Kinderman	Richmond	1961
142	Phil Spooner	Houston	1965
142	Mark Lyles	at Cincinnati	1979
142	Sammie Smith	at Southern Miss	1987
142	Victor Floyd	Louisville	1987
142	Dexter Carter	Miami	1997
142	Travis Minor	at Florida	1997
141	Bobby Fivash	at Tampa	1953
141	Chris Thompson	at North Carolina State	2012
140	Ricky Williams	Louisville	1982
140	Dalvin Cook	North Carolina	2016
138	Hodges Mitchell	Virginia Tech	1972
138	Leon Bright	Utah State	1975
138	Greg Allen	vs. West Virginia (Gator)	1982
138	Tiger McMillon	at Virginia	1982
138	Dalvin Cook	North Carolina State	2015
137	Antone Smith	Rice	2006
135	Homes Johnson	at Syracuse	1978
135	Ricky Williams	at Notre Dame	1981
135	Greg Allen	Temple	1984
135	Dexter Carter	Memphis State	1987
134	Leon Washington	Florida	2002
134	Lonnie Pryor	vs. Northern Illinois ('13 Orange)	2012
133	Roy Thompson	Wofford	1951
133	Fred Pickard	at Tennessee	1958
133	Greg Allen	at Kansas	1984
133	Warrick Dunn	Clemson	1994
133	Jeff Chaney	at Maryland	1994
133	Preston Parker	Maryland	2007
132	Buddy Strauss	vs. Wofford ('50 Cigar)	1949
132	Mark Lyles	South Carolina	1979
132	Tony Smith	Kansas	1985
131	Tom Bailey	Mississippi State	1969
131	Hodges Mitchell	vs. Mississippi State	1976
131	Warrick Dunn	Virginia	1996
130	Mike Sellers	Howard	1950
130	Bobby Renn	Furman	1958
130	Hodges Mitchell	at Kansas	1972
130	Sam Platt	East Carolina	1980
130	Travis Minor	Virginia	1998
130	Lorenzo Booker	Duke	2004
130	Jermaine Thomas	at Georgia Tech	2008
129	Travis Minor	at North Carolina State	2000
129	Devonta Freeman	Idaho	2013
128	Travis Minor	at North Carolina	1997
128	<b>Trey Benson</b>	<b>at Miami</b>	<b>2022</b>
127	Larry Key	at Oklahoma State	1977
127	Chris Parker	Louisiana Tech	1988
127	Travis Minor	Florida	1998
127	Jashaun Corbin	UMass	2021
127	Treshaun Ward	Duquesne	2022
126	Larry Green	at Memphis State	1967
126	Rock Preston	vs. Duke	1995
126	Karlos Williams	at North Carolina State	2022
126	Treshaun Ward	at Louisville	2022
125	Phil Spooner	vs. Oklahoma ('65 Gator)	1964
125	Greg Allen	Cincinnati	1983
124	Bobby Renn	at Villanova	1956
124	Larry Key	at Memphis State	1974
124	Warrick Dunn	vs. Duke	1995
124	Jacques Patrick	at USF	2016
123	Larry Key	at Alabama	1974
123	Michael Whiting	at Florida	1979
123	Sam Platt	Pitt	1980
123	Zack Crockett	at Maryland	1994
123	Lorenzo Booker	Virginia	2004
123	Chris Thompson	BYU	2010
122	Wyatt Parish	Troy State	1949
122	Amp Lee	at Michigan	1991
122	Warrick Dunn	at North Carolina State	1994
122	Travis Minor	Georgia Tech	1999
122	Nick Maddox	at Wake Forest	2002
122	Nick Maddox	at Georgia Tech	2002
122	Jermaine Thomas	at Virginia	2010
122	Dalvin Cook	at Syracuse	2014
121	Roosevelt Snipes	Cincinnati	1983
121	Warrick Dunn	North Carolina	1994
121	Warrick Dunn	at Florida	1995
121	Warrick Dunn	at Georgia Tech	1996
121	Leon Washington	North Carolina State	2003
121	Jermaine Thomas	vs. West Virginia ('10 Gator)	2009
121	Cam Akers	Miami	2017
121	<b>Jordan Travis</b>	<b>at North Carolina</b>	<b>2021</b>
120	Larry Key	at Kansas State	1977
120	Travis Minor	Louisville	2000
120	Greg Jones	vs. Virginia Tech ('02 Gator)	2001
120	Jacques Patrick	at Wake Forest	2017
119	Bobby Renn	Furman	1956
119	Sammie Smith	Louisville	1987
119	Dexter Carter	Virginia Tech	1988
119	Sean Jackson	at South Carolina	1990
119	Sean Jackson	vs. Texas A&M ('92 Cotton)	1991
119	Jermaine Thomas	at Clemson	2009
118	Mark Lyles	at Louisville	1979
118	Dexter Carter	vs. Southern Miss	1989
117	Larry Brinkley	Virginia Tech	1963
117	Hodges Mitchell	at South Carolina	1972
117	Cam Akers	ULM	2017
117	<b>Lawrence Toaffli</b>	<b>Duke</b>	<b>2020</b>
116	Sammie Smith	Florida	1986
116	Sammie Smith	at Florida	1987
116	Sean Jackson	Wake Forest	1993
116	Cam Akers	Boise State	2019
115	Greg Allen	at Tulane	1983
115	Victor Floyd	at South Carolina	1986

## TEAM RECORDS - OFFENSE

<b>Single-Game</b>				<b>Single-Season</b>			
Most Rushes	81	vs. East Carolina	9/20/80	3,021	1984		
Most Rushes, Both Teams	120	at Oklahoma	9/25/76	274.6	1984 (3,021-11)		
Most Yards	479	vs. Western Carolina	10/31/81	5.8	1995 (2,451-420)		
Most Yards, Both Teams	768	at USF	9/24/16	42	2013		
Most Touchdowns	9	vs. Idaho	11/23/13				

115	Sammie Smith	vs. Auburn ('89 Sugar)	1988
115	Lorenzo Booker	Rice	2006
115	Dalvin Cook	at Wake Forest	2016
115	Cam Akers	at Duke	2017
114	Tom Bailey	at Miami	1970
114	Cletis Jones	at Kansas	1984
114	Cletis Jones	Western Carolina	1985
114	Tony Smith	Miami	2007
114	Karlos Williams	Idaho	2013
113	Bill Gunter	South Carolina	1967
113	Tom Bailey	South Carolina	1969
113	Paul Magalski	at Virginia Tech	1969
113	Paul Magalski	Tulsa	1971
113	Sam Platt	Tulsa	1980
113	Greg Allen	East Carolina	1984
113	Greg Jones	vs. Iowa State	2002
113	<b>Jordan Travis</b>	<b>Syracuse</b>	<b>2021</b>
112	Sean Jackson	Georgia Southern	1990
112	Amp Lee	Lulane	1991
112	Amp Lee	at LSU	1991
112	Warrick Dunn	Wake Forest	1995
112	Travis Minor	North Carolina	2000
112	Lorenzo Booker	at Clemson	2005
112	Devonta Freeman	Bethune-Cookman	2013
112	Cam Akers	Louisville	2019
111	Wyatt Parish	Cumberland	1948
111	Buck Metts	WMI	1953
111	Jim Mankins	at Texas Tech	1966
111	Paul Magalski	South Carolina	1969
111	Hodges Mitchell	Memphis State	1973
111	Greg Allen	Tulane	1984
111	Cletis Jones	Chattanooga	1984
111	Sammie Smith	Lulane	1987
111	Dexter Carter	at Florida	1987
111	Charlie Ward	Maryland	1992
111	<b>Trey Benson</b>	<b>Georgia Tech</b>	<b>2022</b>
111	<b>Trey Benson</b>	<b>Florida</b>	<b>2022</b>
110	Mike Sellers	Randolph-Macon	1950
110	Nelson Italliano	at Newberry College	1950
110	Larry Key	Memphis State	1977
110	Ricky Williams	Florida	1982
110	Victor Floyd	at Louisville	1986
110	Amp Lee	Auburn	1989
110	Karlos Williams	Nevada	2013
110	Dalvin Cook	at Louisville	2014
110	Cam Akers	Boston College	2018
109	Stan Dikosz	Furman	1952
109	Hodges Mitchell	at Baylor	1973
109	Ricky Williams	Boston College	1980
109	Greg Allen	Miami	1981
109	Roosevelt Snipes	Louisville	1983
109	Sammie Smith	Florida	1988
109	Warrick Dunn	vs. Maryland	1996
109	Devonta Freeman	at Duke	2011
109	La'Damian Webb	Nevada	2020
109	Jashaun Corbin	North Carolina	2021
108	Mike Sellers	Jacksonville State	1950
108	Lee Corso	at North Carolina State	1956
108	Jeff Leggett	Tampa	1956
108	Sam Platt	at Auburn	1976
108	Sam Platt	Virginia Tech	1980
108	Roosevelt Snipes	Florida	1984
108	Warrick Dunn	at North Carolina State	1992
108	Iv Jones	at North Carolina State	2010
108	Dalvin Cook	Boston College	2016
108	<b>Jordan Travis</b>	<b>at NC State</b>	<b>2022</b>
107	Lee Corso	Villanova	1955
107	Sam Platt	Louisville	1980
107	Amp Lee	vs. Virginia Tech	1991
107	Sean Jackson	at Duke	1993
107	Greg Jones	at Virginia	2001
107	Greg Jones	at Virginia	2010
107	Iv Jones	Sanford	2010
107	<b>Jordan Travis</b>	<b>North Carolina</b>	<b>2020</b>
106	Michael Whiting	Western Carolina	1981
106	Roosevelt Snipes	South Carolina	1983
106	Amp Lee	Syracuse	1991
106	Greg Jones	at Maryland	2002
106	James Wilder Jr.	Murray State	2012
106	Dalvin Cook	Chattanooga	2015
105	Fred Pickard	Virginia Tech	1957
105	Tom Bailey	Wake Forest	1968
105	Leon Bright	at Miami	1974
105	Larry Key	at Clemson	1975
105	<b>Trey Benson</b>	<b>Duquesne</b>	<b>2022</b>
104	Lee Corso	Ohio	1956
104	Bobby Renn	at Auburn	1956
104	Paul Magalski	Pitt	1971
104	Larry Key	at Houston	1975
104	Greg Allen	at Ohio State	1982
104	Warrick Dunn	at Maryland	1994
104	Leon Washington	UAB	2004
104	Devonta Freeman	Duke	2012
103	Billy Odom	The Citadel	1955
103	Art Monroe	Mississippi State	1969
103	Roosevelt Snipes	Auburn	1984
103	Keith Ross	Western Carolina	1985
103	Clyde Allen	Maryland	1992
103	Chris Thompson	Clemson	2012
103	Dalvin Cook	vs. Oregon ('15 CFP Semi-Rose)	2014
102	Hodges Mitchell	Colorado State	1972
102	Leon Bright	at Texas Tech	1975
102	Jessie Hester	at Miami	1984
102	Amp Lee	East Carolina	1990
102	Travis Minor	at Wake Forest	1998
102	Travis Minor	Clemson	2000
102	E.J. Manuel	Clemson	2012

102	Cam Akers	at Florida	2019
102	<b>Jordan Travis</b>	<b>at Florida</b>	<b>2021</b>
101	Wyatt Parish	at Tampa	1949
101	Keith Kinderman	Georgia	1961
101	Dave Snyder	Furman	1963
101	Hodges Mitchell	at San Diego State	1973
101	Sean Jackson	at North Carolina State	1992
101	Sean Jackson	vs. Nebraska ('93 Orange)	1992
101	Warrick Dunn	North Carolina State	1995
101	Khalid Abdullah	Wake Forest	1995
101	Greg Jones	Georgia Tech	2001
101	Lorenzo Booker	vs. West Virginia ('05 Gator)	2004
101	<b>Lawrence Toaffli</b>	<b>Duquesne</b>	<b>2022</b>
100	Bobby Fivash	Ablene Christian	1953
100	Fred Pickard	at Tampa	1957
100	Fred Pickard	at Georgia	1959
100	Mike Davison	vs. Mississippi State	1972
100	Mark Lyles	at Pitt	1978
100	Mark Lyles	Florida	1978
100	Roosevelt Snipes	at Auburn	1983
100	Warrick Dunn	UCI	1995
100	Travis Minor	at Clemson	1999
100	Devonta Freeman	Maryland	2011

## INDIVIDUAL RECORDS

**Most Rushes**  
 Game: 36, Cam Akers vs. ULM, Sept. 7, 2019  
 Season: 288, Dalvin Cook, 2016  
 Career: 687, Dalvin Cook, 2014-16

**Most Yards Gained (Season)**  
 Freshman: 1,024, Cam Akers, 2017  
 Sophomore: 1,691, Dalvin Cook, 2015  
 Junior: 1,765, Dalvin Cook, 2016  
 Senior: 1,180, Warrick Dunn, 1996

**Consecutive 100-Yard Games**  
 Career: 6, Warrick Dunn, 1995

**Most Games Gaining 200 Yards**  
 Season: 2, Greg Allen, 1981  
 2, Dalvin Cook, 2015  
 2, Dalvin Cook, 2016  
 Career: 4, Greg Allen, 1981-84  
 4, Dalvin Cook, 2014-16

**Most Games Gaining 300 Yards**  
 Season: 1, Greg Allen, 1981  
 Career: 1, Greg Allen, 1981

**Highest Average Per Rush**  
 Game (min. 10 atts.): 15.0 (12-180), Warrick Dunn at Clemson, 9/9/95  
 Game (min. 20 atts.): 10.1 (22-223), Greg Allen at Arizona St, 11/4/84  
 10.1 (22-222), Dalvin Cook vs. Miami, 10/10/15  
 Season (min. 100 atts.): 7.5 (166-1,242), Warrick Dunn, 1995  
 Career (min. 200 atts.): 6.9 (575-3,959), Warrick Dunn, 1993-96

**Most Touchdowns Rushing**  
 Game: 4, Greg Allen vs. Louisville, Nov. 13, 1982  
 4, Greg Allen vs. South Carolina, Nov. 6, 1982  
 4, Antone Smith vs. Miami, Oct. 4, 2008  
 4, Dalvin Cook vs. Clemson, Oct. 29, 2016  
 4, Dalvin Cook at Syracuse, Nov. 19, 2016  
 4, Cam Akers vs. Syracuse, Oct. 26, 2019  
 Season: 20, Greg Allen, 1982  
 Career: 46, Dalvin Cook, 2014-16

**Longest Rush**  
 Game: 97, Larry Key vs. Virginia Tech, Nov. 11, 1976

**Most All-Purpose Yardage**  
 Game: 417, Greg Allen vs. Western Carolina, Oct. 31, 1981  
 Season: 2,253, Dalvin Cook, 2016  
 Career: 5,399, Dalvin Cook, 2014-16

# RUSHING RECORDS

## 100-YARD RUSHING GAMES BY PLAYER (MIN. 7)

### Warrick Dunn (22):

185 Yds.	Florida, 1996
184 Yds.	Miami, 1995
180 Yds.	at Clemson, 1995
174 Yds.	at Georgia Tech, 1994
163 Yds.	at Miami, 1996
163 Yds.	vs. Notre Dame, 1994
162 Yds.	at Wake Forest, 1994
151 Yds.	vs. Notre Dame, 1995 (96 Orange)
143 Yds.	at North Carolina, 1995
133 Yds.	Clemson, 1994
131 Yds.	Virginia, 1996
124 Yds.	vs. Duke, 1995
122 Yds.	at North Carolina State, 1994
121 Yds.	at Georgia Tech, 1996
121 Yds.	at Florida, 1995
121 Yds.	North Carolina, 1994
112 Yds.	Wake Forest, 1995
109 Yds.	vs. Maryland, 1996
108 Yds.	at North Carolina State, 1996
104 Yds.	at Maryland, 1994
101 Yds.	North Carolina State, 1995
100 Yds.	UCF, 1995

### Dalvin Cook (22):

267 Yds.	at USF, 2016
266 Yds.	USF, 2015
225 Yds.	at Syracuse, 2016
222 Yds.	Miami, 2015
194 Yds.	at Clemson, 2015
183 Yds.	at Florida, 2015
177 Yds.	at Georgia Tech, 2014
169 Yds.	Clemson, 2016
163 Yds.	Louisville, 2015
156 Yds.	Texas State, 2015
153 Yds.	Florida, 2016
150 Yds.	at Miami, 2016
145 Yds.	vs. Michigan, 2016 (Orange)
144 Yds.	Florida, 2014
140 Yds.	North Carolina, 2016
138 Yds.	North Carolina State, 2015
122 Yds.	at Syracuse, 2014
115 Yds.	Wake Forest, 2016
110 Yds.	at Louisville, 2014
108 Yds.	Boston College, 2016
106 Yds.	Chattanooga, 2015
103 Yds.	vs. Oregon, 2014 (15 CFP Semi-Rose)

### Greg Allen (17):

322 Yds.	Western Carolina, 1981
223 Yds.	at Arizona State, 1984
202 Yds.	at LSU, 1981
201 Yds.	at LSU, 1983
173 Yds.	Louisville, 1982
154 Yds.	East Carolina, 1983
145 Yds.	Louisville, 1983
143 Yds.	at Memphis State, 1984
138 Yds.	vs. West Virginia, 1982 (Gator)
135 Yds.	Temple, 1984
133 Yds.	at Kansas, 1984
125 Yds.	Cincinnati, 1983
115 Yds.	at Tulane, 1983
113 Yds.	East Carolina, 1984
111 Yds.	Tulane, 1984
109 Yds.	Miami, 1981
104 Yds.	at Ohio State, 1982

### Travis Minor (14):

157 Yds.	at Virginia, 1997
146 Yds.	Miami, 1999
146 Yds.	vs. Texas A&M, 1998
142 Yds.	at Florida, 1997
130 Yds.	Virginia, 1998
129 Yds.	at North Carolina State, 2000
128 Yds.	at North Carolina, 1997
127 Yds.	Florida, 1998
122 Yds.	Georgia Tech, 1999
120 Yds.	Louisville, 2000
112 Yds.	North Carolina, 2000
102 Yds.	Clemson, 2000
102 Yds.	at Wake Forest, 1998
100 Yds.	at Clemson, 1999

### Sammie Smith (12):

244 Yds.	at East Carolina, 1987
212 Yds.	at Tulane, 1988
205 Yds.	vs. Indiana, 1986 (All-American)
189 Yds.	Miami, 1987
176 Yds.	Furman, 1987
142 Yds.	at Southern Miss, 1987
119 Yds.	Louisville, 1987
116 Yds.	at Florida, 1987
116 Yds.	Florida, 1986
115 Yds.	Auburn, 1989
111 Yds.	Tulane, 1987
109 Yds.	Florida, 1988

### Cam Akers (11):

199 Yds.	Syracuse, 2017
193 Yds.	ULM, 2019
157 Yds.	at Wake Forest, 2019
144 Yds.	Syracuse, 2019
121 Yds.	Miami, 2017
117 Yds.	ULM, 2017
116 Yds.	Boise State, 2019
115 Yds.	at Duke, 2017
112 Yds.	Louisville, 2019
110 Yds.	Boston College, 2018
102 Yds.	at Florida, 2019

### Larry Key (10):

170 Yds.	Auburn, 1977
154 Yds.	Virginia Tech, 1976
143 Yds.	at Florida, 1977
127 Yds.	at Oklahoma State, 1977
124 Yds.	at Memphis State, 1974
123 Yds.	at Alabama, 1974
120 Yds.	at Kansas State, 1977
110 Yds.	Memphis State, 1977
105 Yds.	at Clemson, 1975
104 Yds.	at Houston, 1975

### Greg Jones (9):

189 Yds.	at Miami, 2002
173 Yds.	Virginia Tech, 2002
165 Yds.	Clemson, 2002
160 Yds.	at Clemson, 2001
120 Yds.	vs. Virginia Tech, 2001 (02 Gator)
113 Yds.	vs. Iowa State, 2002
107 Yds.	at Virginia, 2001
106 Yds.	at Maryland, 2002
101 Yds.	Georgia Tech, 2001

### Hodges Mitchell (8):

138 Yds.	Virginia Tech, 1972
131 Yds.	vs. Mississippi State, 1972
130 Yds.	at Kansas, 1972
117 Yds.	at South Carolina, 1972
111 Yds.	Memphis State, 1973
109 Yds.	at Baylor, 1973
102 Yds.	Colorado State, 1972
101 Yds.	at San Diego State, 1973

### Roosevelt Snipes (8):

151 Yds.	South Carolina, 1984
151 Yds.	Chattanooga, 1984
121 Yds.	Cincinnati, 1983
109 Yds.	Louisville, 1983
108 Yds.	Florida, 1984
106 Yds.	South Carolina, 1983
103 Yds.	Auburn, 1984
100 Yds.	at Auburn, 1983

### Amp Lee (8):

147 Yds.	Florida, 1990
122 Yds.	at Michigan, 1991
112 Yds.	Tulane, 1991
112 Yds.	at LSU, 1991
110 Yds.	Auburn, 1989
107 Yds.	vs. Virginia Tech, 1991
106 Yds.	Syracuse, 1991
102 Yds.	East Carolina, 1990

### Sean Jackson (7):

119 Yds.	at South Carolina, 1990
119 Yds.	vs. Texas A&M, 1991 (92 Cotton)
116 Yds.	Wake Forest, 1993
112 Yds.	Georgia Southern, 1990
107 Yds.	at Duke, 1993
101 Yds.	vs. Nebraska, 1993 (94 Orange)
101 Yds.	at North Carolina State, 1992

### Devonta Freeman (7):

148 Yds.	at Maryland, 2012
129 Yds.	Idaho, 2013
112 Yds.	Bethune-Cookman, 2013
109 Yds.	Nevada, 2013
109 Yds.	at Duke, 2011
104 Yds.	Duke, 2012
100 Yds.	Maryland, 2011



**4,464**

Career Rushing Yards  
Dalvin Cook (2014-16)

## SEASON RECORDS

### First Downs Rushing

1.	152 in 1987
2.	149 in 1993
	149 in 2016
4.	146 in 1984
	146 in 2022
6.	145 in 2012
7.	143 in 2002
8.	140 in 1983
9.	139 in 2013
10.	137 in 1980

### Most Rushing Plays

1.	603 in 1980
2.	571 in 1984
3.	562 in 2002
4.	530 in 1987
5.	519 in 1975
6.	518 in 1983
	518 in 2016
8.	515 in 1953
	515 in 1998
10.	513 in 2012

### Rushing Yards Per Play

1.	5.80 in 1995
2.	5.69 in 1985
3.	5.67 in 1993
4.	5.65 in 1987
5.	5.63 in 2013
6.	5.62 in 2012
7.	5.47 in 2022
8.	5.29 in 1984
9.	5.15 in 2015
10.	5.11 in 2020

### Most Yards Rushing

1.	3,021 in 1984
2.	2,995 in 1987
3.	2,882 in 2012
4.	2,844 in 2013
5.	2,783 in 2022
6.	2,667 in 1993
7.	2,630 in 2016
8.	2,618 in 2002
9.	2,552 in 1983
10.	2,451 in 1995

### Most Yards Rushing Per Game

1.	274.6 in 1984
2.	272.3 in 1987
3.	259.5 in 1991
4.	229.3 in 1983
5.	225.9 in 1950
6.	222.8 in 1995
7.	222.3 in 1993
8.	219.4 in 1949
9.	215.4 in 1985
10.	214.2 in 1953



**322**

Rushing Yards vs. Western Carolina, 1981  
Greg Allen

# RECEIVING RECORDS

## Single-Game Receptions

1.	Ron Sellers	at South Carolina	1968	16
2.	Ron Sellers	vs. Penn State (Gator)	1967	14
	Ron Sellers	Wake Forest	1968	14
	Ron Sellers	vs. Houston	1968	14
5.	Fred Biletnikoff	vs. Oklahoma ('65 Gator)	1964	13
	Ron Sellers	at Virginia Tech	1966	13
	Ron Sellers	at Alabama	1967	13
	Ron Sellers	Memphis State	1968	13
	Kent Gaydos	at Houston	1969	13
	Lawrence Dawsey	at Miami	1990	13
	Rashad Greene	Virginia	2014	13
	Travis Rudolph	Wake Forest	2016	13

## Season Receptions

1.	Rashad Greene, 2014	99
2.	Ron Sellers, 1968	86
3.	Rashad Greene, 2013	76
4.	Kez McCorvey, 1993	74
5.	Andre Cooper, 1995	71
	Peter Warrick, 1999	71
7.	Ron Sellers, 1967	70
8.	Barry Smith, 1972	69
9.	Lawrence Dawsey, 1990	65
	Anquan Boldin, 2002	65
11.	Snoop Minnis, 2000	63
12.	Rhett Dawson, 1971	62
	Preston Parker, 2007	62
14.	Peter Warrick, 1998	61
	Rod Owens, 2009	61
16.	E.G. Green, 1995	60
	Bert Reed, 2009	60
	Tamorrion Terry, 2019	60
19.	Kez McCorvey, 1994	59
	Travis Rudolph, 2015	59

## Career Receptions

1.	Rashad Greene (2011-14)	270
2.	Ron Sellers (1966-68)	212
3.	Peter Warrick (1996-99)	207
4.	Kez McCorvey (1991-94)	189
5.	Bert Reed (2008-11)	170
6.	E.G. Green (1994-97)	166
7.	Travis Rudolph (2014-16)	153
8.	Greg Carr (2005-08)	148
9.	Chris Davis (2003-06)	137
10.	Mike Shumann (1973-75, 77)	134
11.	Jesus Wilson (2013-16)	133
12.	Andre Cooper (1993-96)	132
	Warrick Dunn (1993-96)	132
	De'Cody Fagg (2004-07)	132
15.	Rhett Dawson (1969-71)	128
	Lawrence Dawsey (1987-90)	128
17.	Nyqwan Murray (2015-18)	127
18.	Kenny Shaw (2010-13)	124
19.	Craphonso Thorpe (2001-04)	123
20.	Barry Smith (1970-72)	119

## Single Game Receiving Yards

1.	Ron Sellers	Wake Forest	1968	260
2.	Ron Sellers	at South Carolina	1968	259
3.	Peter Warrick	at Clemson	1997	249
4.	Travis Rudolph	Wake Forest	2016	238
5.	Ron Sellers	Virginia Tech	1967	229
6.	Ron Sellers	Memphis State	1968	218
7.	Craphonso Thorpe	at Notre Dame	2003	217
8.	Ron Sellers	vs. Houston	1968	214
9.	Kelvin Benjamin	at Florida	2013	212
10.	Kez McCorvey	Duke	1994	207
11.	Craphonso Thorpe	Colorado	2003	205
12.	Rashad Greene	vs. Oklahoma State	2014	203
13.	<b>Johanny Wilson vs. Oklahoma (Cheez-It) 2022 202</b>			
14.	Travis Rudolph	vs. Houston (Peach)	2015	201
15.	Rod Owens	at North Carolina	2009	199
16.	Javon Walker	vs. Virginia Tech ('02 Gator)	2001	195
17.	Fred Biletnikoff	vs. Oklahoma ('65 Gator)	1964	192
18.	Travis Rudolph	Syracuse	2015	191
19.	Peter Warrick	at Miami	1998	190
20.	Snoop Minnis	Florida	2000	187

## Season - Catches Per Game

	Games	Catches	PG
1.	Ron Sellers, 1968	10	8.60
2.	Peter Warrick, 1999	9	7.89
3.	Rashad Greene, 2014	14	99
4.	Ron Sellers, 1967	10	7.00
5.	Andre Cooper, 1995	11	7.1
6.	Barry Smith, 1972	11	6.27
7.	Kez McCorvey, 1993	12	7.4
8.	Lawrence Dawsey, 1990	11	6.5
9.	Kez McCorvey, 1994	10	5.9
10.	Fred Biletnikoff, 1964	10	5.7
11.	Rhett Dawson, 1971	11	6.2
12.	Ron Sellers, 1966	10	5.6
13.	E.G. Green, 1995	11	6.0
14.	Rashad Greene, 2013	14	7.6
15.	Snoop Minnis, 2000	12	6.3
16.	Peter Warrick, 1998	12	6.1
17.	Rhett Dawson, 1970	11	5.4
	E.G. Green, 1997	11	5.4

## Career — Catches Per Game

	Games	Catches	PG
1.	Ron Sellers (1966-68)	30	212
2.	Rashad Greene (2011-14)	51	270
3.	Peter Warrick (1996-99)	43	207
4.	Kez McCorvey (1991-94)	45	189
5.	Rhett Dawson (1969-71)	32	128
6.	Tamarick Vanover (1992-93)	22	87
7.	Tamorrion Terry (2018-20)	30	118
8.	Travis Rudolph (2014-16)	39	153
9.	E.G. Green (1994-97)	44	166
10.	Barry Smith (1970-72)	33	122
11.	Bert Reed (2008-11)	49	170
12.	Andre Cooper (1993-96)	39	132
13.	De'Cody Fagg (2004-07)	40	132
14.	Anquan Boldin (1999-02)	37	118
15.	Preston Parker (2006-08)	33	104
16.	Nyqwan Murray (2015-18)	41	127
17.	Mike Shumann (1973-75, 77)	44	134
18.	Hassan Jones (1982-85)	33	98
19.	Greg Carr (2005-08)	50	148
20.	Warrick Dunn (1993-96)	45	132

## Season Receiving Yards

1.	Ron Sellers, 1968	1,496
2.	Rashad Greene, 2014	1,365
3.	Snoop Minnis, 2000	1,340
4.	Barry Smith, 1972	1,243
5.	Peter Warrick, 1998	1,232
6.	Ron Sellers, 1967	1,228
7.	Tamorrion Terry, 2019	1,188
8.	Rashad Greene, 2013	1,128
9.	E.G. Green, 1997	1,059
10.	Anquan Boldin, 2002	1,011
	Kelvin Benjamin, 2013	1,011
12.	E.G. Green, 1995	1,007
13.	Andre Cooper, 1995	1,002
14.	Lawrence Dawsey, 1990	999
15.	Craphonso Thorpe, 2003	994
16.	Fred Biletnikoff, 1964	987
17.	Kez McCorvey, 1993	966
18.	Rhett Dawson, 1970	946
19.	Javon Walker, 2001	944
20.	Peter Warrick, 1999	934

## Career Receiving Yards

1.	Rashad Greene (2011-14)	3,830
2.	Ron Sellers (1966-68)	3,598
3.	Peter Warrick (1996-99)	3,517
4.	E.G. Green (1994-97)	2,920
5.	Kez McCorvey (1991-94)	2,660
6.	Greg Carr (2005-08)	2,574
7.	Barry Smith (1970-72)	2,392
8.	Travis Rudolph (2014-16)	2,311
9.	Mike Shumann (1973-75, 77)	2,306
10.	Tamorrion Terry (2018-20)	2,221
11.	Craphonso Thorpe (2001-04)	2,153
12.	Lawrence Dawsey (1987-90)	2,129
13.	Jessie Hester (1981-84)	2,100
14.	Snoop Minnis (1997-2000)	2,098
15.	Bert Reed (2008-11)	2,022
16.	Kenny Shaw (2010-13)	1,919
17.	Rhett Dawson (1969-71)	1,915
18.	Nyqwan Murray (2015-18)	1,854
19.	Chris Davis (2003-06)	1,842
20.	Andre Cooper (1993-96)	1,810

## Season TD Catches

1.	Andre Cooper, 1995	15
	Kelvin Benjamin, 2013	15
3.	Barry Smith, 1972	13
	Anquan Boldin, 2002	13
5.	Ron Sellers, 1968	12
	Peter Warrick, 1998	12
	Greg Carr, 2006	12
8.	Fred Biletnikoff, 1964	11
	E.G. Green, 1997	11
	Snoop Minnis, 2000	11
	Talman Gardner, 2001	11
	Craphonso Thorpe, 2003	11
13.	E.G. Green, 1995	10
	Atreus Bell, 2000	10
	Auden Tate, 2017	10
16.	Jessie Hester, 1984	9
	Lawrence Dawsey, 1988	9
	Greg Carr, 2005	9
	Rashad Greene, 2013	9
	Tamorrion Terry, 2019	9

## Consecutive Games Catching a Pass

Career: 43, Rashad Greene, 2011-14

## Highest Average Per Reception

Game (min. 5 rec.): 38.2 (5-191), Travis Rudolph vs. Syracuse, Oct. 31, 2015

Season (min. 30 rec.): 21.7 (34-738), Hassan Jones, 1985

Career (min. 70 rec.): 20.1 (119-2392), Barry Smith, 1970-72

## Career TD Catches

1.	Peter Warrick (1996-99)	32
2.	E.G. Green (1994-97)	29
	Greg Carr (2005-08)	29
	Rashad Greene (2011-14)	29
5.	Barry Smith (1970-72)	25
6.	Andre Cooper (1993-96)	24
7.	Ron Sellers (1966-68)	23
8.	Jessie Hester (1981-84)	21
	Anquan Boldin (1999-2002)	21
10.	Lawrence Dawsey (1987-90)	20
11.	Talman Gardner (1999-2002)	19
	Kelvin Benjamin (2012-13)	19
13.	Tamorrion Terry (2018-20)	18
	Craphonso Thorpe (2001-04)	18
	Travis Rudolph (2014-16)	18
16.	Hassan Jones (1982-85)	17
	Terry Anthony (1986-89)	17
	Snoop Minnis (1999-2000)	17
	Nick O'Leary (2011-14)	17
20.	Fred Biletnikoff (1962-64)	16
	Mike Shumann (1973-75, 77)	16
	Kez McCorvey (1991-94)	16
	Auden Tate (2015-17)	16

## Most TD Passes Caught

Game: 5, Ron Sellers vs. Wake Forest, Nov. 23, 1968

Season: 15, Andre Cooper, 1995; Kelvin Benjamin, 2013

Career: 31, Peter Warrick, 1996-99

## Most Yards Gained Per Game

Season: 149.6, Ron Sellers, 1968

Career: 119.9, Ron Sellers, 1966-68

## Most 100-Yard Receiving Games

Season: 8, Barry Smith, 1972; Rashad Greene, 2014

Career: 19, Ron Sellers, 1966-68

Consecutive: 7, Barry Smith, 1971-72

## Most 200-Yard Receiving Games

Season: 4, Ron Sellers, 1968

Career: 5, Ron Sellers, 1966-68

## Year-By-Year Receiving Leaders

Year	Name	No	Yards	TD
1955	Tom Feamster	18	258	1
1956	Joe Holt	16	140	3
	Ron Schomburger	16	140	0
1957	Bob Nellums	21	217	2
1958	Jack Espenship	18	200	1
1959	Bud Whitehead	31	320	2
1960	Bud Whitehead	23	212	1
1961	Jim Daniel	10	113	0
1962	Keith Kindermann	21	275	2
1963	Fred Biletnikoff	24	358	4
1964	Fred Biletnikoff	57	987	11
1965	Max Wettstein	24	365	3
1966	Ron Sellers	56	874	3
1967	Ron Sellers	70	1228	8
1968	Ron Sellers	86	1496	12
1969	Jim Tyson	49	720	4
1970	Rhett Dawson	54	946	5
1971	Rhett Dawson	62	817	7
1972	Barry Smith	69	1243	13
1973	Mike Shumann	21	280	2
1974	Mike Shumann	43	515	3
1975	Mike Shumann	38	730	5
1976	Ed Beckman	37	521	3
1977	Roger Overby	38	626	5
1978	Jackie Flowers	43	757	7
1979	Jackie Flowers	37	622	7
1980	Michael Whiting	25	203	0
1981	Michael Whiting	29	211	2
1982	Tony Johnson	30	500	2
1983	Jessie Hester	31	576	6
1984	Jessie Hester	42	832	9
1985	Hassan Jones	34	738	5
1986	Herb Gainer	27	441	5
1987	Herb Gainer	30	478	6
1988	Terry Anthony	32	550	8
1989	Lawrence Dawsey	38	683	4
1990	Lawrence Dawsey	65	999	7
1991	Shannon Baker	30	451	4
1992	Tamarick Vanover	42	581	4
1993	Kez McCorvey	74	966	6
1994	Kez McCorvey	59	870	4
1995	Andre Cooper	71	1002	15
1996	E.G. Green	34	662	7
1997	E.G. Green	54	1059	11
1998	Peter Warrick	61	1232	12
1999	Peter Warrick	71	934	8
2000	Snoop Minnis	63	1340	11
2001	Javon Walker	45	944	7
2002	Anquan Boldin	65	1011	13
2003	Craphonso Thorpe	51	994	11
2004	Chauncey Stovall	53	780	6
2005	Chris Davis	51	666	5
2006	Chris Davis	49	684	4
2007	Preston Parker	62	791	3
2008	Preston Parker	40	372	2

# RECEIVING RECORDS

2009	Rod Owens	61	729	3
2010	Bert Reed	58	614	2
2011	Rashad Greene	38	596	7
2012	Rashad Greene	57	741	6
2013	Rashad Greene	76	1128	9
2014	Rashad Greene	99	1365	7
2015	Travis Rudolph	59	916	7
2016	Travis Rudolph	56	840	7
2017	Nyqwan Murray	40	604	4
	Auden Tate	40	548	10
2018	Nyqwan Murray	54	744	3
2019	Tamorrion Terry	60	1188	9
2020	Ontaria Wilson	30	382	2
2021	Jashaun Corbin	25	144	1
2022	<b>Johnny Wilson</b>	<b>43</b>	<b>897</b>	<b>5</b>

## All-Time 100-Yard Receiving Games (303)

260	Ron Sellers	Wake Forest	1968
259	Ron Sellers	at South Carolina	1968
249	Peter Warrick	at Clemson	1997
238	Travis Rudolph	Wake Forest	2016
229	Ron Sellers	Virginia Tech	1967
218	Ron Sellers	Memphis State	1968
217	Crapphonso Thorpe	at Notre Dame	2003
214	Ron Sellers	vs. Houston	1968
212	Kelvin Benjamin	at Florida	2013
207	Kez McCorvey	Duke	1994
205	Crapphonso Thorpe	Colorado	2003
203	Rashad Greene	vs. Oklahoma State	2014
202	<b>Johnny Wilson</b>	<b>vs. Oklahoma (Cheez-It)</b>	<b>2022</b>
201	Travis Rudolph	vs. Houston (Peach)	2015
199	Rod Owens	at North Carolina	2009
195	Javon Walker	vs. Virginia Tech (02 Gator)	2001
192	Fred Biletnikoff	vs. Oklahoma ('65 Gator)	1964
191	Travis Rudolph	Syracuse	2015
190	Peter Warrick	at Miami	1998
187	Snoop Minnis	Florida	2000
184	E.G. Green	North Carolina State	1997
182	Fred Biletnikoff	at Virginia Tech	1964
182	Andre Cooper	Maryland	1995
181	Chauncey Stovall	Florida	2004
176	E.G. Green	vs. Ohio State ('98 Sugar)	1997
175	Anquan Boldin	Notre Dame	2002
174	Jackie Flowers	at LSU	1979
173	Ron Sellers	at Maryland	1968
172	Lawrence Dawsey	Florida	1990
172	Kermit Whitfield	Louisville	2015
170	Fred Biletnikoff	Southern Miss	1964
169	E.G. Green	at Virginia	1995
167	Jim Tyson	Mississippi State	1969
166	Tony Johnson	at Southern Miss	1982
166	E.G. Green	Maryland	1995
166	E.G. Green	Georgia Tech	1997
165	Fred Biletnikoff	at Miami	1964
165	Ron Sellers	at Alabama	1967
165	Barry Smith	vs. Mississippi State	1972
165	Jackie Flowers	Houston	1978
165	Tamorrion Terry	vs. Arizona State (Sun)	2019
163	Peter Warrick	vs. Virginia Tech (00 Sugar)	1999
163	Snoop Minnis	Clemson	2000
163	Rashad Greene	at Wake Forest	2011
162	Javon Walker	at Clemson	2001
161	Rhett Dawson	at Virginia Tech	1971
161	Nick O'Leary	at Clemson	2013
160	Ron Sellers	vs. Wyoming (Sun)	1966
160	Lawrence Dawsey	at Miami	1990
158	Ron Sellers	Mississippi State	1967
158	Barry Smith	Florida	1972
156	E.G. Green	Clemson	1996
156	Tamorrion Terry	at Boston College	2019
155	Andre Cooper	vs. Duke	1995
154	Jessie Hester	at South Carolina	1984
154	Lonnie Johnson	Tulane	1991
154	Willie Hautstead	North Carolina	2010
153	Ron Sellers	at Florida	1967
153	Barry Smith	at Kansas	1972
153	Nyqwan Murray	at North Carolina State	2016
152	Barry Smith	Kansas	1971
151	Rhett Dawson	Clemson	1970
151	E.G. Green	at Virginia	1997
149	Ron Sellers	at Mississippi State	1968
149	<b>Johnny Wilson</b>	<b>at Louisville</b>	<b>2022</b>
148	Herb Gainer	vs. Oklahoma State (Gator)	1985
147	Ron Sellers	Texas Tech	1967
147	Rashad Greene	vs. Auburn ('14 BCS Champ)	2013
146	Ron Sellers	at Texas A&M	1967
146	Barry Smith	Virginia Tech	1972
146	Atrewhs Bell	at Miami	2000
146	Rashad Greene	at Clemson	2013
146	Tamorrion Terry	at Notre Dame	2020
145	Ron Sellers	vs. Penn State (Gator)	1967
145	Sam Platt	Navy	1978
145	E.G. Green	at Florida	1997
145	Snoop Minnis	at Miami	2000
143	Barry Smith	vs. Arizona State (Fiesta)	1971
143	Jessie Hester	Auburn	1984
142	Peter Warrick	Georgia Tech	1999
142	Tamorrion Terry	at North Carolina State	2018
141	Lawrence Dawsey	Cincinnati	1990
141	Ron Dugans	vs. Duke	1999
140	Rhett Dawson	South Carolina	1971
140	Ronald Lewis	Georgia Southern	1988
140	Warrick Dunn	at Florida	1993
140	Talman Gardner	Maryland	2001
140	Greg Carr	North Carolina State	2007
139	Shannon Baker	Syracuse	1991
138	Ron Sellers	at Virginia Tech	1966

138	Jessie Hester	East Carolina	1982	
138	Kez McCorvey	at Notre Dame	1993	
138	Chauncey Stovall	Duke	2004	
138	Auden Tate	North Carolina State	2017	
137	Lawrence Dawsey	Virginia Tech	1990	
137	Warrick Dunn	Southern Miss	1996	
137	Snoop Minnis	vs. BYU	2000	
137	Atrewhs Bell	vs. Oklahoma ('01 Orange)	2000	
137	Rashad Greene	North Carolina State	2013	
136	Ron Sellers	Wake Forest	1966	
136	Roger Overby	Cincinnati	1977	
136	Rashad Greene	Virginia	2014	
135	Ron Dugans	vs. Tennessee ('99 Fiesta)	1998	
135	Rashad Greene	Clemson	2014	
134	Jackie Flowers	Cincinnati	1978	
134	Peter Warrick	at Duke	1997	
134	Peter Warrick	Maryland	1999	
134	De'Cody Fagg	Duke	2007	
133	Lawrence Dawsey	vs. Memphis State	1990	
133	D.J. Matthews	at North Carolina State	2018	
132	Kevin Knox	vs. Virginia Tech	1991	
132	Snoop Minnis	North Carolina	2000	
132	Chris Davis	at Maryland	2006	
131	Rhett Dawson	Virginia Tech	1970	
131	Snoop Minnis	Virginia	2000	
131	Chauncey Stovall	at Clemson	2003	
131	Nyqwan Murray	Wake Forest	2018	
131	Tamorrion Terry	at Florida	2019	
130	Mike Shumann	Iowa State	1975	
130	Peter Warrick	at North Carolina State	1998	
130	Talman Gardner	at Louisville	2002	
129	Gary Parris	Houston	2009	
129	Mike Shumann	at Virginia Tech	1975	
129	Tamarick Vanover	Virginia	1964	
129	Greg Carr	Wake Forest	2005	
128	Kurt Unclub	at North Texas	1976	
128	Herb Gainer	Texas Tech	1987	
127	Jim Tyson	Tulsa	1969	
127	Barry Smith	Houston	1972	
127	Kez McCorvey	Florida	1994	
126	Kent Gaydos	at Houston	1969	
126	Jessie Hester	at Tulane	1983	
126	Terry Anthony	at Florida	1989	
126	Matt Frier	at Florida	1993	
126	E.G. Green	vs. Wake Forest	1996	
126	Rashad Greene	at Pitt	2013	
125	Harry Bringer	Mississippi College	1950	
125	Barry Smith	Tulsa	1971	
125	Peter Warrick	North Carolina	1998	
125	Chris Davis	The Citadel	2005	
125	Rashad Greene	at Virginia Tech	2012	
125	Kenny Shaw	Boston College	2012	
125	Rashad Greene	at North Carolina State	2014	
125	Jesus Wilson	vs. Ole Miss	2016	
124	Roger Overby	at Florida	1977	
124	Javon Walker	at Virginia	2012	
123	Harry Bringer	Mississippi College	1950	
123	Kevin Knox	Florida	1992	
123	Peter Warrick	Virginia	1998	
123	Rashad Greene	vs. Georgia Tech (ACC Champ)	2014	
122	Kez McCorvey	at Maryland	1993	
122	O'Mar Ellison	Duke	1994	
122	Wayne Messam	at Maryland	1994	
122	E.G. Green	North Carolina State	1995	
122	Snoop Minnis	at Wake Forest	2000	
121	Peter Warrick	at Clemson	1999	
121	Peter Warrick	Louisiana Tech	1999	
121	Javon Walker	North Carolina State	2001	
121	Rodney Smith	Clemson	2010	
121	Hassan Jones	at Florida	1985	
120	E.G. Green	Wake Forest	1997	
120	Laveranues Coles	North Carolina	1984	
120	Jesus Wilson	North Carolina	2016	
119	Don Pederson	Memphis State	1969	
119	Peter Warrick	Florida	1998	
119	P.K. Sam	Colorado	2003	
119	Kelvin Benjamin	vs. Duke (ACC Champ)	2013	
118	Bill Cox	Maryland	1966	
118	E.G. Green	Maryland	1997	
118	Rodney Smith	at Clemson	2011	
117	Ron Sellers	Florida	1966	
117	Jackie Flowers	Memphis State	1979	
117	Jessie Hester	Chattanooga	1984	
117	Lorenzo Booker	vs. UCLA (Emerald)	2006	
117	Kermit Whitfield	North Carolina State	2015	
117	Ontaria Wilson	North Carolina State	2020	
116	Jackie Flowers	at Mississippi State	1978	
116	Jessie Hester	at Miami	1984	
116	Ronald Lewis	South Carolina	1989	
116	Andre Cooper	at Virginia	1995	
115	Ron Sellers	Houston	1966	
115	Navy	Talman Gardner	at Clemson	2001
114	Fred Biletnikoff	at Georgia	1964	
114	Mike Barnes	Virginia Tech	1976	
114	Bruce LaSane	at South Carolina	1988	
114	Andre Cooper	North Carolina State	1998	
114	Melvin Pearsall	Wake Forest	1997	
114	Bert Reed	USF	2009	
114	Nyqwan Murray	at Louisville	2018	
113	Ed Beckman	Florida	1976	
113	Dennis McKinnon	Louisville	1980	
113	Phillip Bryant	Kansas	1985	
113	P.K. Sam	Maryland	2003	
113	De'Cody Fagg	The Citadel	2005	
113	Preston Parker	at Wake Forest	2007	
112	Jim Tyson	Virginia Tech	1968	
112	Kurt Unclub	Virginia Tech	1976	

112	Peter Warrick	USC	1998
112	Taiwan Easterling	Wake Forest	2010
112	Rodney Smith	Duke	2012
112	Tamorrion Terry	Boston College	2018
111	Kent Gaydos	Memphis State	1969
111	Mike Shumann	at Florida	1977
111	Bruce LaSane	Memphis State	1989
111	Atrewhs Bell	Clemson	2000
111	Javon Walker	Wake Forest	2001
111	De'Cody Fagg	at Boston College	2007
111	<b>Johnny Wilson</b>	<b>Georgia Tech</b>	<b>2022</b>
110	Anquan Boldin	Duke	2002
109	Lawrence Dawsey	Southern Miss	1988
109	Javon Walker	Clemson	2000
109	Talman Gardner	at Maryland	2002
109	Jesus Wilson	at North Carolina State	2014
108	Ron Schombruger	vs. VMI	1954
108	Don Floyd	at Houston	1964
108	Rhett Dawson	vs. Arizona State (Fiesta)	1971
108	Barry Smith	at Pitt	1972
108	Barry Smith	at Miami	1971
108	Mike Shumann	at Kansas State	1977
108	Anquan Boldin	at Miami	2000
108	Greg Carr	at Wake Forest	2007
108	Rodney Smith	Boston College	2012
108	Rashad Greene	Maryland	2013
108	Rashad Greene	Notre Dame	2014
107	Hardis Johnson	Florida	1980
107	Dennis McKinnon	at Ohio State	1981
107	Hassan Jones	Kansas	1985
107	Ronald Lewis	Memphis State	1988
107	Lawrence Dawsey	Tulane	1989
107	Lawrence Dawsey	vs. Penn State (Blockbuster)	1990
107	Tamarick Vanover	Maryland	1992
107	Kez McCorvey	vs. Kansas	1993
107	Kez McCorvey	Virginia	1994
107	Greg Carr	Rice	2006
107	Greg Carr	vs. Alabama	2007
107	Kenny Shaw	Idaho	2013
107	Rashad Greene	at Syracuse	2014
106	Bill Moremen	vs. Penn State (Gator)	1967
106	Terry Anthony	Louisiana Tech	1988
106	Ronald Lewis	vs. Nebraska ('90 Fiesta)	1989
106	Lawrence Dawsey	Clemson	1989
106	Peter Warrick	vs. Texas A&M	1998
106	Bert Reed	at Boston College	2009
106	Rashad Greene	Boston College	2014
106	Dalvin Cook	North Carolina	2016
105	Rhett Dawson	at Memphis State	1970
105	Tamarick Vanover	at North Carolina State	1992
105	Andre Cooper	at Wake Forest	1994
105	Lorenzo Booker	at North Carolina State	2006
105	Preston Parker	vs. Kentucky (Music City)	2007
105	Richard Goodman	at Boston College	2009
105	Travis Rudolph	Charleston Southern	2016
104	Tom Feamster	at Louisville	1954
104	Fred Biletnikoff	Kentucky	1964
104	Gary Parris	at Houston	1971
104	Barry Smith	at South Carolina	1972
104	Jessie Hester	at Arizona State	1984
104	Atrewhs Bell	at Clemson	2001
104	Javon Walker	UAB	2001
104	Anquan Boldin	North Carolina	2002
104	Crapphonso Thorpe	at Virginia	2003
104	Greg Carr	The Citadel	2005
104	Taiwan Easterling	Georgia Tech	2009
104	Bert Reed	Virginia	2011
104	Nyqwan Murray	vs. Michigan (Orange)	2016
103	Tony Romeo	vs. Georgia	1958
103	Gary Parris	Florida	1970
103	Rhett Dawson	Pitt	1971
103	Jim Thompson	East Carolina	1998
103	Jessie Hester	Auburn	1984
103	Hassan Jones	Western Carolina	1985
103	Wayne Messam	vs. Notre Dame ('96 Orange)	1995
103	E.G. Green	vs. Duke	1995
103	Andre Cooper	Georgia Tech	1995
103	Peter Warrick	at North Carolina	1999
103	Robert Morgan	at Maryland	2000
103	Kelvin Benjamin	at Boston College	2013
102	Herb Gainer	Wichita State	1986
102	O'Mar Ellison	vs. Florida ('95 Sugar)	1994
102	Andre Cooper	Virginia	1996
102	Dominic Robinson	at Florida	2003
102	Christian Green	at Wake Forest	2011
102	Nyqwan Murray	at Boston College	2017
102	Ontaria Wilson	vs. LSU	2022
101	Ron Sellers	South Carolina	1967
101	Kent Gaydos	vs. Arizona State (Fiesta)	1971
101	Jessie Hester	at South Carolina	1982
101	Hassan Jones	Auburn	1984
101	Terry Anthony	at LSU	1989
101	Anquan Boldin	Florida	2002
101	Auden Tate	Boston College	2016
101	Dalvin Cook	vs. Ole Miss	2016
100	Fred Biletnikoff	North Carolina State	1964
100	Bill Cox	at Syracuse	1966
100	Larry Key	vs. Texas Tech (Tangerine)	1977
100	Jackie Flowers	at Virginia Tech	1979
100	Shannon Baker	Middle Tennessee State	1991
100	Anquan Boldin	at Georgia Tech	2000
100	Willie Reid	at Virginia	2005
100	Greg Carr	at Duke	2006



# RECEIVING RECORDS

## 100-YARD RECEIVING GAMES BY PLAYER (MIN. 6)

### Ron Sellers (19):

260 Yds.	Wake Forest, 1968
259 Yds.	at South Carolina, 1968
229 Yds.	Virginia Tech, 1967
218 Yds.	Memphis State, 1968
214 Yds.	vs. Houston, 1968
173 Yds.	at Maryland, 1968
165 Yds.	at Alabama, 1967
160 Yds.	vs. Wyoming, 1966 (Sun)
158 Yds.	Mississippi State, 1967
153 Yds.	at Florida, 1967
149 Yds.	at Mississippi State, 1968
147 Yds.	Texas Tech, 1967
146 Yds.	at Texas A&M, 1967
145 Yds.	vs. Penn State, 1967 (Gator)
138 Yds.	at Virginia Tech, 1966
136 Yds.	Wake Forest, 1966
117 Yds.	Florida, 1966
115 Yds.	Houston, 1966
101 Yds.	South Carolina, 1967

### Rashad Greene (15):

203 Yds.	vs. Oklahoma State, 2014
163 Yds.	at Wake Forest, 2011
147 Yds.	vs. Auburn, 2013 ('14 BCS Champ)
146 Yds.	at Clemson, 2013
137 Yds.	North Carolina State, 2013
136 Yds.	Virginia, 2014
135 Yds.	Clemson, 2014
126 Yds.	at Pitt, 2013
125 Yds.	at Virginia Tech, 2012
125 Yds.	at North Carolina State, 2014
123 Yds.	vs. Georgia Tech, 2014 (ACC Champ)
108 Yds.	Maryland, 2013
108 Yds.	Notre Dame, 2014
107 Yds.	at Syracuse, 2014
106 Yds.	Boston College, 2014

### Peter Warrick (15):

249 Yds.	at Clemson, 1997
190 Yds.	at Miami, 1998
163 Yds.	vs. Virginia Tech, 1999 ('00 Sugar)
142 Yds.	Georgia Tech, 1999
134 Yds.	Maryland, 1999
134 Yds.	at Duke, 1997
130 Yds.	at North Carolina State, 1998
125 Yds.	North Carolina, 1998
123 Yds.	Virginia, 1998
121 Yds.	at Clemson, 1999
121 Yds.	Louisiana Tech, 1999
119 Yds.	Florida, 1998
112 Yds.	USC, 1998
106 Yds.	vs. Texas A&M, 1998
103 Yds.	at North Carolina, 1999

### E.G. Green (13):

184 Yds.	North Carolina State, 1997
176 Yds.	vs. Ohio State, 1997 ('98 Sugar)
169 Yds.	at Virginia, 1995
166 Yds.	Georgia Tech, 1997
166 Yds.	Maryland, 1995
156 Yds.	Clemson, 1996
151 Yds.	at Virginia, 1997
145 Yds.	at Florida, 1997
126 Yds.	vs. Wake Forest, 1996
122 Yds.	North Carolina State, 1995
120 Yds.	Wake Forest, 1997
118 Yds.	Maryland, 1997
103 Yds.	vs. Duke, 1995

### Barry Smith (11):

165 Yds.	Mississippi State, 1972
158 Yds.	Florida, 1972
153 Yds.	at Kansas, 1972
152 Yds.	Kansas, 1971
146 Yds.	Virginia Tech, 1972
143 Yds.	vs. Arizona State, 1971 (Fiesta)
127 Yds.	Houston, 1972
125 Yds.	Tulsa, 1971
108 Yds.	at Pitt, 1972
108 Yds.	at Miami, 1972
104 Yds.	at South Carolina, 1972

### Jessie Hester (9):

154 Yds.	at South Carolina, 1984
143 Yds.	Auburn, 1984
138 Yds.	East Carolina, 1982
126 Yds.	at Tulane, 1983
117 Yds.	Chattanooga, 1984
116 Yds.	at Miami, 1984
104 Yds.	at Arizona State, 1984
103 Yds.	Auburn, 1984
101 Yds.	at South Carolina, 1982

### Lawrence Dawsey (9):

172 Yds.	Florida, 1990
160 Yds.	at Miami, 1990
141 Yds.	Cincinnati, 1990
137 Yds.	Virginia Tech, 1990
133 Yds.	vs. Memphis State, 1990
109 Yds.	Southern Miss, 1988
107 Yds.	vs. Penn State, 1990 (Blockbuster)
107 Yds.	Tulane, 1989
106 Yds.	Clemson, 1989

### Greg Carr (8):

140 Yds.	North Carolina State, 2007
129 Yds.	Wake Forest, 2005
108 Yds.	at Wake Forest, 2007
107 Yds.	vs. Alabama, 2007
107 Yds.	Rice, 2006
104 Yds.	The Citadel, 2005
100 Yds.	Virginia Tech, 2008
100 Yds.	at Duke, 2006

### Fred Biletznikoff (7):

192 Yds.	vs. Oklahoma, 1964 ('65 Gator)
182 Yds.	at Virginia Tech, 1964
170 Yds.	Southern Miss, 1964
165 Yds.	at Miami, 1964
114 Yds.	at Georgia, 1964
104 Yds.	Kentucky, 1964
100 Yds.	North Carolina State, 1964

### Rhett Dawson (7):

161 Yds.	at Virginia Tech, 1971
151 Yds.	Clemson, 1970
140 Yds.	South Carolina, 1971
131 Yds.	Virginia Tech, 1970
108 Yds.	vs. Arizona State, 1971 (Fiesta)
105 Yds.	at Memphis State, 1970
103 Yds.	Pitt, 1971

### Andre Cooper (7):

182 Yds.	Maryland, 1995
155 Yds.	vs. Duke, 1995
116 Yds.	at Virginia, 1995
114 Yds.	North Carolina State, 1995
105 Yds.	at Wake Forest, 1994
103 Yds.	Georgia Tech, 1995
102 Yds.	Virginia, 1996

### Snoop Minnis (7):

187 Yds.	Florida, 2000
163 Yds.	Clemson, 2000
145 Yds.	at Miami, 2000
137 Yds.	vs. BYU, 2000
132 Yds.	North Carolina, 2000
131 Yds.	Virginia, 2000
122 Yds.	at Wake Forest, 2000

### Javon Walker (7):

195 Yds.	vs. Virginia Tech, 2001 ('02 Gator)
162 Yds.	at Clemson, 2001
124 Yds.	at Virginia, 2001
121 Yds.	North Carolina State, 2001
111 Yds.	Wake Forest, 2001
109 Yds.	Clemson, 2000
104 Yds.	UAB, 2001

### Jackie Flowers (6):

174 Yds.	at LSU, 1979
165 Yds.	Houston, 1978
134 Yds.	Cincinnati, 1978
117 Yds.	Memphis State, 1979
116 Yds.	at Mississippi State, 1978
100 Yds.	at Virginia Tech, 1979

### Kez McCorvey (6):

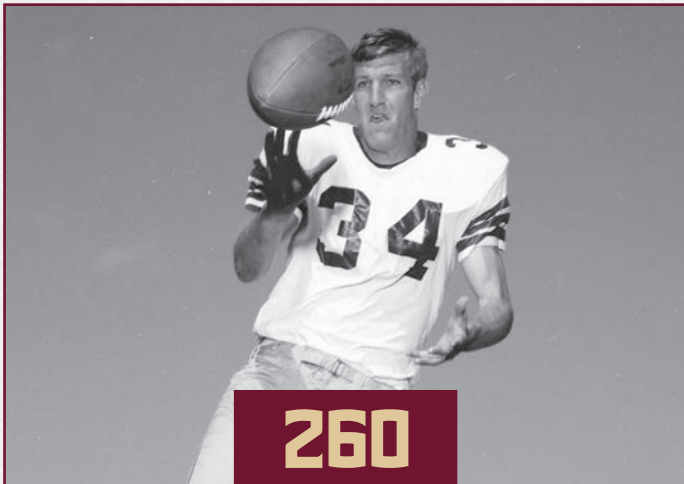
207 Yds.	Duke, 1994
138 Yds.	at Notre Dame, 1993
127 Yds.	Florida, 1994
122 Yds.	at Maryland, 1993
107 Yds.	Virginia, 1994
107 Yds.	vs. Kansas, 1993

### Anquan Boldin (6):

175 Yds.	Notre Dame, 2002
110 Yds.	Duke, 2002
108 Yds.	Miami, 2001
104 Yds.	North Carolina, 2002
101 Yds.	Florida, 2002
100 Yds.	Georgia Tech, 2001

### Tamorrion Terry (6):

165 Yds.	vs. Arizona State, 2019 (Sun)
156 Yds.	at Boston College, 2019
146 Yds.	at Notre Dame, 2020
142 Yds.	at NC State, 2018
131 Yds.	at Florida, 2019
112 Yds.	Boston College, 2018



260

Receiving Yards vs. Wake Forest, 1968  
Ron Sellers



270

Career Receptions  
Rashad Greene (2011-14)

# TOTAL OFFENSE RECORDS

## INDIVIDUAL RECORDS

Single-Game Total Offense			
Rank	Name	Year	Yards
1.	Chris Weinke	Duke	2000 527
2.	Chris Weinke	Clemson	2000 509
3.	Charlie Ward	Maryland	1992 506
4.	Chris Weinke	at Miami	2000 496
5.	Bill Cappelman	Memphis State	1969 490
6.	EJ Manuel	Clemson	2012 482
7.	Deondre Francois	vs. Ole Miss	2016 478
8.	Charlie Ward	at Florida	1993 475
9.	Jordan Travis	vs. Oklahoma (Cheat-It)	2022 467
10.	Peter Tom Willis	Memphis State	1989 452
11.	Jameis Winston	at Clemson	2013 446
12.	Danny Kanell	at Virginia	1995 444
13.	EJ Manuel	Boston College	2012 444
14.	Chris Weinke	Florida	2000 443
15.	Chris Weinke	at Georgia Tech	2000 441
16.	Thad Busby	North Carolina State	1997 433
17.	Bill Cappelman	at South Carolina	1968 431
18.	Danny Kanell	at Maryland	1994 427
19.	Danny Kanell	Florida	1994 427
20.	Jameis Winston	Maryland	2013 417

Season Total Offense			
Rank	Name	Plays	Yards
1.	Jameis Winston, 2013	472	4276
2.	Chris Weinke, 2000	461	4070
3.	Jameis Winston, 2014	524	3972
4.	EJ Manuel, 2012	490	3702
5.	Jordan Travis, 2022	435	3631
6.	Deondre Francois, 2016	508	3548
7.	Charlie Ward, 1993	445	3371
8.	Thad Busby, 1997	447	3301
9.	Chris Rix, 2003	466	3237
10.	Drew Weatherford, 2005	536	3180
11.	Charlie Ward, 1992	465	3151
12.	Chris Rix, 2001	385	3123
13.	Peter Tom Willis, 1989	377	3004
14.	Chris Weinke, 1999	408	2994
15.	Danny Kanell, 1995	421	2916
16.	Christian Ponder, 2009	402	2896
17.	EJ Manuel, 2011	421	2817
18.	Gary Huff, 1972	429	2770
19.	Deondre Francois, 2018	474	2747
20.	Danny Kanell, 1994	407	2654

Career Total Offense			
Rank	Name	Plays	Yards
1.	Chris Weinke (1997-2000)	1217	9473
2.	Chris Rix (2001-04)	1348	9213
3.	EJ Manuel (2009-12)	1195	8563
4.	Jameis Winston (2013-14)	996	8248
5.	Christian Ponder (2007-10)	1261	7705
6.	Jordan Travis (2019-PR)	1025	7622
7.	Drew Weatherford (2005-08)	1320	7604
8.	Charlie Ward (1989-93)	931	6636
9.	Deondre Francois (2016-18)	1024	6496
10.	Danny Kanell (1992-95)	906	6176
11.	Gary Huff (1970-72)	918	6086
12.	Thad Busby (1994-97)	845	5883
13.	James Blackman (2017-20)	878	5417
14.	Casey Weldon (1988-91)	617	4643
15.	Bill Cappelman (1967-69)	777	4499
16.	Dalvin Cook (2014-16)	687	4464
17.	Peter Tom Willis (1986-89)	546	4107
18.	Warrick Dunn (1993-96)	582	4057
19.	Jimmy Jordan (1976-79)	679	3793
20.	Greg Allen (1981-84)	625	3769

Career Total Touchdowns			
Rank	Name	Plays	TDs
1.	Chris Weinke (1997-2000)	81	
2.	Chris Rix (2001-04)	75	
3.	Jameis Winston (2013-14)	72	
4.	Jordan Travis (2019-PR)	70	
5.	Christian Ponder (2007-10)	59	
6.	Charlie Ward (1989-93)	59	
7.	Danny Kanell (1992-95)	58	
8.	EJ Manuel (2009-12)	58	
9.	Gary Huff (1970-72)	54	
10.	Thad Busby (1994-97)	51	
11.	Warrick Dunn (1993-96)	49	
12.	Dalvin Cook (2014-16)	48	
13.	Drew Weatherford (2005-08)	46	
14.	Greg Allen (1981-84)	46	
15.	Deondre Francois (2016-18)	44	
16.	James Blackman (2017-20)	44	
17.	Casey Weldon (1988-91)	43	
18.	Bill Cappelman (1967-69)	40	
19.	Jimmy Jordan (1976-79)	40	
20.	Peter Warrick (1996-99)	40	

## Year-By-Year Total Offense

Year	Name	Plays	Yards	TD
1955	Len Swantic	116	595	6
1956	Lee Corso	147	725	8
1957	Bobby Renn	148	680	6
1958	Fred Pickard	122	602	4
1959	Joe Majors	227	1141	10
1960	Ed Trancygier	152	695	9
1961	Eddie Feely	181	722	7
1962	Eddie Feely	165	982	7
1963	Steve Tensi	169	852	9
1964	Steve Tensi	215	1635	15
1965	Ed Pritchett	325	1455	7
1966	Gary Paicic	290	1735	9
1967	Kim Hammond	297	2074	17
1968	Bill Cappelman	349	2342	26
1969	Bill Cappelman	417	2135	14
1970	Tommy Warren	259	1713	12
1971	Gary Huff	386	2653	24
1972	Gary Huff	429	2770	26
1973	Billy Sexton	168	765	4
1974	Ron Coppess	215	909	3
1975	Clyde Walker	241	1424	11
1976	Jimmy Black	308	1836	11
1977	Wally Woodham	195	1263	13
1978	Jimmy Jordan	224	1330	15
1979	Jimmy Jordan	202	1107	13
1980	Rick Stockstill	272	1282	17
1981	Rick Stockstill	292	1247	11
1982	Kelly Lowrey	253	1670	15
1983	Kelly Lowrey	279	1686	20
1984	Eric Thomas	239	1277	14
1985	Chip Ferguson	161	976	13
1986	Danny McManus	126	903	9
1987	Danny McManus	276	1950	15
1988	Chip Ferguson	212	1706	16
1989	Peter Tom Willis	377	3004	22
1990	Casey Weldon	211	1621	12
1991	Casey Weldon	351	2497	22
1992	Charlie Ward	465	3151	28
1993	Charlie Ward	445	3371	31
1994	Danny Kanell	407	2654	18
1995	Danny Kanell	421	2916	32
1996	Thad Busby	296	1830	17
1997	Thad Busby	447	3301	27
1998	Chris Weinke	333	2319	19
1999	Chris Weinke	408	2994	25
2000	Chris Weinke	461	4070	34
2001	Chris Rix	385	3123	27
2002	Chris Rix	311	1973	16
2003	Chris Rix	466	3224	28
2004	Wyatt Sexton	243	1567	8
2005	Drew Weatherford	536	3180	21
2006	Drew Weatherford	375	2140	13
2007	Drew Weatherford	380	2049	12
2008	Christian Ponder	296	2429	18
2009	Christian Ponder	402	2896	16
2010	Christian Ponder	399	2224	24
2011	EJ Manuel	421	2817	22
2012	EJ Manuel	490	3702	27
2013	Jameis Winston	472	4276	44
2014	Jameis Winston	524	3972	28
2015	Everett Golson	266	1743	11
2016	Deondre Francois	508	3548	25
2017	James Blackman	362	2198	19
2018	Deondre Francois	474	2747	18
2019	James Blackman	360	2380	18
2020	Jordan Travis	228	1615	13
2021	Jordan Travis	328	2069	22
2022	Jordan Travis	435	3631	32

## Longest TD Plays

1.	100 yards	Bill Moremen/T.K. Wetherell at Kentucky, 1965 (lateral on KO return)
100 yards	Leon Bright vs. Virginia Tech, 1974 (KO return)	
100 yards	Deion Sanders vs. Tulsa, 1985 (INT return)	
100 yards	Keith Ross/Dexter Carter at Miami, 1986 (lateral on KO return)	
100 yards	Kermit Whitfield vs. Auburn, 2013 (*14 BCS Champ.) (KO return)	
6.	99 yards	Ted Hewitt at Stetson, 1948 (INT return)
99 yards	Fred Biletnikoff at Miami, 1963 (INT return)	
8.	98 yards	Chris Weinke to Snoop Minnis vs. Clemson, 2000 (pass)
98 yards	Christian Ponder to Rod Owens at North Carolina, 2009 (pass)	
10.	97 yards	Larry Key vs. Virginia Tech, 1976 (rush)
97 yards	Billy Allen at LSU, 1981 (KO return)	
97 yards	Leon Washington vs. Clemson, 2002 (KO return)	
97 yards	Kermit Whitfield at Wake Forest, 2013 (KO return)	
14.	96 yards	Tamarick Vanover vs. Wake Forest, 1992 (KO return)
96 yards	Jimmy Jordan to Kurt Unglaub vs. Virginia Tech, 1976 (pass)	
96 yards	David Snell vs. Virginia Tech, 1970 (KO return)	
17.	95 yards	Sammie Smith vs. Furman, 1987 (rush)
95 yards	Billy Allen vs. West Virginia (Gator), 1982 (KO return)	
95 yards	Greg Allen vs. Western Carolina, 1981 (KO return)	
95 yards	Jimmy Black to Rudy Thomas vs. Southern Miss, 1976 (pass)	

## Most Plays

Game:	67, Danny Kanell at Virginia, Nov. 2, 1995
Season:	536, Drew Weatherford, 2005
Career:	1,348, Chris Rix, 2001-04

## Most Yards Gained

Game:	527, Chris Weinke vs. Duke, Oct. 14, 2000
Season:	4,276, Jameis Winston, 2013
Career:	9,473, Chris Weinke, 1997-2000

## Most TDs Responsible For

Game:	6, Gary Huff vs. South Carolina, Oct. 23, 1971; Peter Tom Willis vs. Memphis State, Nov. 18, 1989; Chris Weinke vs. Maryland, Nov. 13, 1999
Season:	44, Jameis Winston, 2013
Career:	81, Chris Weinke, 1997-2000

## TEAM RECORDS

### Single-Game

Most Plays	100	East Carolina	9/20/80
Most Plays, Both Teams	174	Wake Forest	10/20/18
Most Yards Gained	858	Maryland	11/7/92
Most Yards, Both Teams	1,294	Maryland	11/7/92
Most Touchdowns	11	North Carolina St.	9/16/95
	11	Idaho	11/23/13

### Single-Season

Most Yards Per Game	551.5 (6,067-11)	1995
Highest Average Per Play	7.7	2013
Most Yards	7,267	2013
Most Touchdowns	94	2013

### First Downs

Most First Downs	40	Maryland	11/7/92
Most First Downs, Both Teams	67	Maryland	11/7/92
Most Rushing First Downs	25	Duquesne	8/27/22
Most Rushing First Downs, Both Teams	32	at Auburn	10/23/76
	32	Memphis State	11/18/89
	32	The Citadel	9/6/14
	32	at USF	9/24/16
Most Passing First Downs	23	Wake Forest	11/15/97
	23	Memphis State	11/18/89
Most Passing First Downs, Both Teams	39	Maryland	11/18/95
Most Penalty First Downs	5	Miami	10/28/89
	5	at Florida	12/2/89
	5	Boston College	10/13/12
	5	at Virginia	9/14/19
	5	Miami	11/13/21
Most Penalty First Downs, Both Teams	13	Miami	10/28/89

## SEASON RECORDS

### Most Points

1.	723 in 2013
2.	550 in 2012
3.	532 in 1995
4.	518 in 1993
5.	509 in 2000
6.	472 in 2014
7.	469 in 2022
8.	456 in 2016
9.	450 in 1987
10.	439 in 2010

### Total Offense Per Game

1.	551.5 in 1995
2.	549.0 in 2000
3.	548.0 in 1993
4.	519.1 in 2013
5.	487.4 in 1987
6.	484.2 in 2022
7.	483.1 in 1994
8.	470.8 in 2012
9.	466.4 in 2016
10.	465.8 in 1982

### First Downs Penalty

1.	33 in 2021
2.	30 in 1997
3.	30 in 2000
4.	29 in 2003
5.	29 in 2016
6.	26 in 1989
7.	26 in 2002
8.	26 in 2022
9.	25 in 2019
10.	24 in 2013
	24 in 2014

### Total Plays

1.	981 in 2002
2.	967 in 2014
3.	947 in 2013
4.	941 in 2012
5.	939 in 1993
939 in 2016	
7.	924 in 2000
8.	909 in 2019
9.	907 in 2003
10.	904 in 222

### Most First Downs

1.	373 in 2013
2.	350 in 1993
3.	322 in 2012
322 in 2014	
5.	321 in 2016
6.	315 in 2022
7.	310 in 2000
8.	299 in 2002
9.	290 in 1995
10.	283 in 1991

### First Downs Passing

1.	194 in 2013
2.	187 in 2014
3.	184 in 1993
4.	180 in 2000
5.	164 in 1995
6.	163 in 2012
7.	157 in 1989
8.	156 in 2005
9.	151 in 1997
10.	147 in 1999

### Total Offense

1.	7,267 in 2013
2.	6,591 in 2012
3.	6,588 in 2000
4.	6,576 in 1993
5.	6,295 in 2022
6.	6,179 in 2014
7.	6,067 in 1995
8.	6,063 in 2016
9.	5,573 in 2002
10.	5,512 in 2015

# DEFENSE RECORDS

## INDIVIDUAL RECORDS

### TACKLES

#### Most Tackles

Game:	29, Dale McCullers vs. Texas A&M, Oct. 5, 1968
Season:	181, Aaron Carter, 1977
Career:	512, Aaron Carter, 1974-77

#### Single-Game Tackles

	Year	Tackles
1. Dale McCullers	Texas A&M 1968	29
2. Dale McCullers	Florida 1968	26
3. Roy Bickford	Mississippi Southern 1961	22
	Hamsah Nasirildeen at Boston College 2019	22
5. Dale McCullers	Texas Tech 1967	21
	Chuck Elliott at South Carolina 1968	21
	Jimmy Heggins Kansas State 1976	21
	Jimmy Heggins at Auburn 1976	21
9. Bert Cooper	at Alabama 1974	20
	Henry Taylor at South Carolina 1984	20
	Paul McGowan Furman 1987	20
	Marvin Jones Virginia Tech 1990	20

#### Season Tackles

	Solo	Ast	Total	
1. Aaron Carter, 1977	82	99	181	
2. Dale McCullers, 1967	108	72	180	
3. Reggie Herring, 1980	92	78	170	
4. Dale McCullers, 1968	102	61	163	
5. Henry Taylor, 1984	80	79	159	
6. Jimmy Heggins, 1977	67	90	157	
7. Paul McGowan, 1987	97	53	150	
8. Tommy Young, 1982	77	72	149	
9. Ken Roe, 1983	82	64	146	
10. Aaron Carter, 1975	68	77	145	
	Ken Roe, 1982	74	71	145
	Kirk Carruthers, 1989	77	68	145
13. Reggie Herring, 1979	70	74	144	
14. Reggie Herring, 1978	70	67	137	
15. Paul McGowan, 1985	80	56	136	
16. Bill Lohse, 1970	81	54	135	
	Aaron Carter, 1976	76	59	135
18. Marvin Jones, 1990	73	60	133	
19. Robert McEachern, 1970	64	68	132	
	Ron Hester, 1981	75	57	132

#### Career Tackles

1. Aaron Carter (1974-77)	512	
2. Reggie Herring (1977-80)	452	
3. Paul McGowan (1984-87)	446	
4. Kirk Carruthers (1988-91)	435	
5. Ron Simmons (1977-80)	383	
6. Ken Roe (1980-83)	379	
7. Marvin Jones (1990-92)	369	
8. Daryl Bush (1994-97)	361	
9. Kendyll Pope (2000-03)	352	
10. Henry Taylor (1981-84)	344	
11. Dale McCullers (1966-68)	343	
12. Paul Plurowski (1977-80)	340	
	Michael Boulware (2000-03)	340
14. Bradley Jennings (1998-2001)	339	
15. Sam Cowart (1993-97)	338	
16. Fred Jones (1983-86)	326	
17. Nigel Bradham (2008-11)	306	
18. Scott Warren (1976-79)	300	
19. Tommy Polley (1996-2000)	289	
20. Jimmy Heggins (1974-77)	288	

#### Most Quarterback Sacks (Since 1977)

Game:	5, Ron Simmons vs. North Texas State, Oct. 29, 1977
	5, Willie Jones vs. Florida, Nov. 25, 1978
Season:	19, Peter Boulware, 1996
Career:	35.5, Reinard Wilson, 1993-96

#### Season Quarterback Sacks

1. Peter Boulware, 1996	19.0	
2. Andre Wadsworth, 1997	16.0	
	DeMarcus Walker, 2016	16.0
4. Reinard Wilson, 1996	13.5	
	Everette Brown, 2008	13.5
	Brandon Jenkins, 2010	13.5
7. Alonzo Jackson, 2002	13.0	
	Bjoern Werner, 2012	13.0
9. Ron Simmons, 1977	12.0	
	Jamal Reynolds, 2000	12.0
	Jermaine Johnson II, 2021	12.0
12. Carl Simpson, 1991	11.0	
	Reinard Wilson, 1994	11.0
	Cornelius Carradine, 2012	11.0
15. Anthony Moss, 1990	10.5	
	DeMarcus Walker, 2015	10.5
17. Willie Jones, 1978	10.0	
	Peter Boulware, 1995	10.0
	Greg Spires, 1997	10.0
	Brian Burns, 2018	10.0

#### Career Quarterback Sacks

1. Reinard Wilson (1993-96)	35.5	
2. Peter Boulware (1994-96)	34	
3. DeMarcus Walker (2013-16)	28.5	
4. Ron Simmons (1977-80)	25	
5. Brian Burns (2016-18)	24	
6. Jamal Reynolds (1997-2000)	23.5	
	Bjoern Werner (2010-12)	23.5
8. Andre Wadsworth (1994-97)	23	
	Alonzo Jackson (1999-2002)	23
	Everette Brown (2006-08)	23
11. Brandon Jenkins (2009-12)	22.5	

#### Most Tackles For Loss

Game:	6, Dale McCullers at Memphis State, Nov. 4, 1967
Season:	25, Brodrick Bunkley, 2005
Career:	65, Darnell Dockett, 2000-03

#### Season Tackles For Loss

1. Brodrick Bunkley, 2005	25.0	
2. Darnell Dockett, 2001	22.0	
3. Everette Brown, 2008	21.5	
	Brandon Jenkins, 2010	21.5
	DeMarcus Walker, 2016	21.5
6. Corey Simon, 1999	21.0	
7. Andre Wadsworth, 1997	19.0	
	Darnell Dockett, 2000	19.0
	David Warren, 2000	19.0
10. Alonzo Jackson, 2002	18.5	
11. Travis Johnson, 2004	18.0	
	Lawrence Timmons, 2006	18.0
	Bjoern Werner, 2012	18.0
	Jermaine Johnson II, 2021	18.0
15. Geno Hayes, 2007	17.5	
16. Ron Simmons, 1979	17.0	
	Darnell Dockett, 2003	17.0
	Jared Verse, 2022	17.0
19. Corey Simon, 1998	16.0	
20. DeMarcus Walker, 2015	15.5	
	Brian Burns, 2018	15.5

#### Career Tackles For Loss

1. Darnell Dockett (2000-03)	65.0	
2. Everette Brown (2006-08)	46.5	
3. DeMarcus Walker (2013-16)	45.0	
4. Ron Simmons (1977-80)	44.0	
	Corey Simon (1996-99)	44.0
6. Travis Johnson (2001-04)	42.5	
7. Kevin Emanuel (2000-03)	41.0	
8. Brian Burns (2016-18)	39.5	
9. Brandon Jenkins (2009-11)	37.5	
10. Brodrick Bunkley (2002-05)	37.0	
11. Bjoern Werner (2010-12)	35.0	
12. Jamal Reynolds (1997-2000)	33.0	
13. Alonzo Jackson (1999-2002)	32.5	
	Dekoda Watson (2006-09)	32.5
15. Paul McGowan (1984-87)	32.0	
	Jerry Johnson (1996-99)	32.0
	Jeff Womble (2000-03)	32.0
18. Eric Moore (2001-04)	30.5	
19. Geno Hayes (2005-07)	29.5	
20. Telvin Smith (2010-13)	29.0	
	Josh Sweat (2015-17)	29.0

#### FUMBLES

##### Caused Fumbles

Game:	2, Several Players, latest Hamsah Nasirildeen vs. Boise State, 2019
Season:	13, Ron Simmons, 1977
Career:	17, Ron Simmons, 1977-80

##### Fumble Recoveries

Game:	3, Ron Wallace vs. Wichita State, Sept. 20, 1969
	3, Tom White vs. Wichita State, Sept. 20, 1969
Season:	6, Ron Wallace, 1969
Career:	8, Ron Wallace, 1968-70
	8, Willie Jones, 1975-78
	8, Ron Simmons, 1977-80

##### Single Game Total Defense

Fewest Plays	33	Savannah State	9/8/12
Fewest Yards	23	The Citadel	9/15/62
Most Yards	651	at Arizona State	11/3/84

## TEAM RECORDS

### TAKEAWAYS

#### Most Takeaways

(2 int.-10 fumbles)	12	Wichita St	9/20/69
---------------------	----	------------	---------

#### Fumbles

Most Fumbles Caused	17	Wichita St	9/20/69
Most Fumbles Recovered	10	Wichita St	9/20/69

#### Rushing Defense

Fewest Rushes	14	at Miami	10/4/08
Fewest Yards	(-33)	at Florida	11/27/93
	(-33)	Miami	10/4/97
Most Yards	472	at Nebraska	9/19/81

#### Passing Defense

Fewest Passes Attempted	4	at Memphis State	11/4/67
	4	at Georgia Tech	10/4/75
	4	at Virginia Tech	10/11/75
	4	at Georgia Tech	11/1/08
Fewest Passes Completed	0	William & Mary	10/22/60
Lowest Pct Comp (min. 10 atts)	13.3 (2-15)	Savannah St.	9/8/12
Fewest Yards Passing	0	William & Mary	10/22/60
Most Yards Passing	532	at Arizona State	11/3/84
Most Passes Intercepted	6	at Louisville	11/2/91
	6	at Wake Forest	11/9/13
Most Yards on Interceptions	134	Tulsa	10/19/85
Most TDs on Interceptions	2	Tulsa	10/19/85
	2	Louisiana Tech	10/22/88
	2	at Michigan	10/28/91

#### First Downs Allowed

Fewest First Downs	2	The Citadel	9/15/62
Fewest Rushing First Downs	0	Louisville	9/13/80
	0	at Florida	11/27/93
Fewest Passing First Downs	0	seven times	
		last East Carolina	9/20/80



19

Quarterback Sacks in a Season, 1996  
Peter Boulware

## DEFENSE RECORDS

### SINGLE SEASON

<b>Total Defense</b>			
Fewest Yards	1,811	1964	
Fewest Yards Per Game	181.1	1964 (10-1,811)	
Lowest Average Per Play	3.3	1964 (544-1,811)	
Fewest Touchdowns	8	1980	

### Scoring Defense

Fewest Points	66	1964	
Fewest Points Per Game	6.6	1964 (10-66)	

### First Downs

Fewest First Downs	90	1962	
Fewest Rushing First Downs	38	1997	
Fewest Passing First Downs	28	1958	
Fewest Penalty First Downs	2	1957	

### Blocked Kicks

Most Blocked Kicks	9	1982 and 1984	
Most Blocked Punts	8	1984	
Most Blocked Field Goals	4	1970 and 2002	
Most TDs off Blocked Kicks	6	1984	
Most TDs off Blocked Punts	5	1984	
Most TDs off Blocked Field Goals	1	several times, last 2017	

### Fumbles

Most Fumbles Caused	45	1979	
Most Fumbles Recovered	26	1957	

### Rushing

Fewest Yards	571	1997	
Fewest Yards Per Game	51.9	1997 (11-571)	
Lowest Average Per Play	1.5	1997 (379-571)	
Fewest Touchdowns	2	1980	

### Passing

Fewest Yards	675	1958	
Fewest Yards Per Game	63.5	1975 (11-698)	
Fewest Yards Per Attempt	4.7	1962 (148-693)	
Fewest Yards Per Completion	9.9	2013 (222-2,193)	
	9.9	2015 (252-2,491)	
Lowest Completion Pct.	34.1	1979 (91-267)	
Fewest Touchdowns	2	1956	
	2	1958	
	2	1963	
	2	1964	
Most Interceptions	26	2013	
Most Yards on Interceptions	529	2013	
Most TDs on Interceptions	6	1988	

### Rushing First Downs

Most Rushing First Downs	25	Duquesne	8/27/22
Both Teams	32	at Auburn	10/23/76
	32	Memphis State	11/18/89
	32	The Citadel	9/6/14

### Passing First Downs

Most Passing First Downs	23	Memphis State	11/18/89
Both Teams	23	Wake Forest	11/15/97
	39	Maryland	11/18/95

### Penalty First Downs

Most Penalty First Downs	5	Miami	10/28/89
	5	at Florida	12/2/89
	5	Boston College	10/13/12
	5	at Virginia	9/14/19
Both Teams	13	Miami	10/28/89

### SINGLE-SEASON First Downs

Most First Downs	357	2013
Most Rushing First Downs	152	1987
Most Passing First Downs	194	2013
Most Penalty First Downs	30	1997
	30	2000

## TEAM RECORDS

### SINGLE-GAME

<b>First Downs</b>			
Most First Downs	40	Maryland	11/7/92
Both Teams	67	Maryland	11/7/92

## INDIVIDUAL RECORDS

### Most Passes Intercepted

Game:	4, Mario Edwards at Wake Forest, Nov. 14, 1998
Consecutive Games:	5, Terrell Buckley, 1991
	5, Patrick Robinson, 2007
Season:	12, Terrell Buckley, 1991
Career:	21, Terrell Buckley, 1989-91

### Most Yards On Interception Returns

Game:	109, LeRoy Butler at Syracuse, Oct. 7, 1989
Season:	238, Terrell Buckley, 1991
Career:	501, Terrell Buckley, 1989-91

### Most TDs On Interception Returns

Game:	1 Several Players, last Jarvis Brownlee, Jr. vs. UMass, 2021
Season:	2 Deion Sanders, 1988
	2 Terrell Buckley, 1990
	2 Terrell Buckley, 1991
	2 Derrick Brooks, 1993
	2 Telvin Smith, 2013
Career:	4 Deion Sanders, 1985-88
	4 Terrell Buckley, 1989-91

### Longest Interception Return

Game:	100, Deion Sanders vs. Tulsa, Oct. 19, 1985
-------	---

### Season Interceptions

1.	Terrell Buckley, 1991	12
2.	Curt Campbell, 1951	8
	Monk Bonasorte, 1979	8
	Tarvarus McFadden, 2016	8
5.	LeRoy Butler, 1989	7
	Corey Sawyer, 1992	7
	Samari Rolle, 1997	7
8.	Ted Hewitt, 1949	6
	Tommy Brown, 1952	6
	Tom Feamster, 1954	6
	Lee Corso, 1954	6
	Bud Whitehead, 1959	6
	Winfred Bailey, 1964	6
	J.T. Thomas, 1970	6
	Bobby Butler, 1979	6
	Larry Harris, 1982	6
	Terrell Buckley, 1990	6
	Corey Sawyer, 1993	6
	Mario Edwards, 1998	6
	Tay Cody, 2000	6
	Patrick Robinson, 2007	6

### Career Interceptions

1.	Terrell Buckley (1989-91)	21
2.	Monk Bonasorte (1977-80)	15
3.	Lee Corso (1953-56)	14
	Deion Sanders (1985-88)	14
5.	Corey Sawyer (1991-93)	13
6.	Curt Campbell (1950-52)	12
	Keith Jones (1978-80)	12
	Brian McCrary (1981-84)	12
	Samari Rolle (1994-97)	12
	Tay Cody (1997-2000)	12
11.	Ted Hewitt (1948-50)	11
	Walt Sumner (1966-68)	11
	Bobby Butler (1977-80)	11
	Eric Williams (1984-87)	11
15.	J.T. Thomas (1970-72)	10
	Bobby Jackson (1974-77)	10
	Dedrick Dodge (1985-89)	10
	Pat Watkins (2002-05)	10
19.	Ralph Chaudron (1947-49)	9
	Tommy Brown (1950-52)	9
	Bud Whitehead (1958-60)	9
	John Crowe (1966-68)	9
	Harvey Clayton (1979-82)	9
	Larry Harris (1980-83)	9
	Stan Shiver (1984-88)	9
	LeRoy Butler (1986-89)	9
	Leon Fowler (1988-92)	9
	Chris Hope (1998-01)	9
	Tony Carter (2005-08)	9

### Longest Interception Returns

1.	100 yards Deion Sanders vs. Tulsa, 1985 (TD)
2.	99 yards Ted Hewitt vs. Stetson, 1948 (TD)
	99 yards Fred Biletznikoff at Miami, 1963 (TD)
4.	96 yards Nick Moody at Maryland, 2010 (TD)
5.	94 yards Leon Fowler vs. Duke, 1992 (TD)
	94 yards Terrance Smith vs. Florida, 2014 (TD)
7.	90 yards Leroy Smith at Notre Dame, 2003
8.	89 yards Mike Harris at Florida, 2011
9.	87 yards LeRoy Butler at Syracuse, 1989 (TD)
10.	86 yards Tom Hillabrand at Auburn, 1960 (TD)
	86 yards Tony Carter vs. UCLA (Emerald), 2006 (TD)
12.	85 yards John Griner at Tampa, 1953 (TD)
13.	83 yards Terrell Buckley vs. Cincinnati, 1990 (TD)
14.	82 yards Stanford Samuels at Georgia Tech, 2002 (TD)
15.	81 yards Bud Whitehead vs. Wake Forest, 1959 (TD)
16.	80 yards Abdul Howard at Virginia, 2001
	80 yards Hamsah Nasirildeen vs. Alabama State, 2019 (TD)
18.	79 yards Telvin Smith vs. Idaho, 2013 (TD)
19.	78 yards E.J. Levenberry vs. Idaho, 2013 (TD)
20.	74 yards Dale McCullers at Houston, 1967

## TEAM RECORDS

### Most Interceptions

1.	26 in 2013
2.	25 in 1968
	25 in 1991
4.	24 in 1949
	24 in 1982
6.	23 in 1979
	23 in 1989
8.	22 in 1972
	22 in 1985
	22 in 1997
	22 in 1999



100

Longest Interception Return  
Deion Sanders vs. Tulsa, 1985

# SCORING RECORDS

## INDIVIDUAL RECORDS

### Season Scoring

Name, Year	TD	PAT	FG	PTS
1. Roberto Aguayo, 2013	0	94-94	21-22	157
2. Dustin Hopkins, 2012	0	65-66	25-30	140
3. Roberto Aguayo, 2014	0	55-55	27-30	136
4. Greg Allen, 1982	21	0-0	0-0	126
5. Sebastian Janikowski, 1998	0	42-43	27-32	123
6. Dalvin Cook, 2015	20	0-0	0-0	120
6. Dalvin Cook, 2016	20	0-0	0-0	120
8. Dustin Hopkins, 2010	0	53-53	22-28	119
9. Derek Schmidt, 1987	0	47-50	23-31	116
Sebastian Janikowski, 1999	0	47-47	23-30	116
11. Roberto Aguayo, 2015	0	49-49	21-26	112
12. Dustin Hopkins, 2011	0	44-44	22-27	110
Cam Akers, 2019	18	1-1	0-0	110
14. Gary Cismesia, 2007	0	28-29	27-34	109
15. Ricky Aguayo, 2016	0	51-52	19-26	108
16. Graham Gano, 2008	0	33-34	24-26	105
17. Amp Lee, 1990	18	0-0	0-0	108
Xavier Beitia, 2002	0	51-51	19-28	108
19. Xavier Beitia, 2003	0	50-51	19-25	107
20. Bill Capece, 1980	0	38-38	22-30	104

### Career Scoring

Name, Years	TD	PAT	CV	FG	PTS
1. Dustin Hopkins (2009-12)	0	202-207	0	88-112	466
2. Roberto Aguayo (2013-15)	0	198-198	0	69-78	405
3. Derek Schmidt (1984-87)	0	174-179	0	73-103	393
4. Xavier Beitia (2001-04)	0	174-179	0	67-92	375
5. Ricky Aguayo (2016-19)	0	164-167	0	55-78	329
6. Scott Bentley (1993-96)	0	201-218	0	42-61	327
7. Sebastian Janikowski (1997-99)	0	126-129	0	66-83	324
8. Gary Cismesia (2004-07)	0	113-116	0	65-83	308
9. Warrick Dunn (1993-96)	49	0	0	0-0	294
10. Dalvin Cook (2014-16)	48	0	0	0-0	288
11. Greg Allen (1981-84)	46	0	1	0-0	278
12. Dave Cappellet (1976-79)	0	110-119	0	43-71	239
13. Amp Lee (1989-91)	38	0	0	0-0	228
Peter Warrick (1996-99)	38	0	0	0-0	228
15. Richie Andrews (1987-90)	0	143-147	0	26-44	221
16. Cam Akers (2017-19)	34	0	1	0-0	206
17. Rashad Greene (2011-14)	32	0	0	0-0	192
18. Travis Minor (1997-2000)	31	0	0	0-0	186
Devonta Freeman (2011-13)	31	0	0	0-0	186
20. Ryan Fitzgerald (2020-PR)	0	106-110	0	26-40	184

### Year-By-Year Scoring

Year	Name	TD	PAT	CV	FG	PTS
1955	Buck Metts	4	0-0	0	0-0	24
	Len Swantic	4	0-0	0	0-0	24
1956	Bob Nellums	5	1-2	0	0-0	31
1957	Bob Nellums	5	2-3	0	0-0	32
1958	Bobby Renn	7	0-0	1	0-0	44
1959	Fred Pickard	7	0-0	1	0-0	44
1960	Ed Trancygier	3	0-0	0	0-0	18
	Bill Whitehead	3	0-0	0	0-0	18
1961	Eddie Feely	3	0-0	0	0-0	18
1962	Keith Kindermann	5	0-0	0	0-0	30
1963	Larry Brinkley	5	0-0	1	0-0	32
1964	Fred Biletznikoff	11	0-0	1	0-0	68
1965	Gene Roberts	0	10-14	0	7-12	31
1966	Jim Mankins	10	0-0	0	0-0	60
1967	Grant Guthrie	0	26-27	0	9-14	53
1968	Ron Sellers	12	0-0	0	0-0	72
1969	Grant Guthrie	0	15-17	0	11-18	48
1970	Frank Fontes	0	22-24	0	14-27	64
1971	Frank Fontes	0	30-31	0	13-24	69
1972	Barry Smith	14	0-0	1	0-0	86
1973	Ahmet Askin	0	8-9	0	4-9	20
1974	Ahmet Askin	0	14-15	0	4-14	26
1975	Larry Key	6	0-0	0	0-0	36
	Rudy Thomas	6	0-0	0	0-0	36
1976	Dave Cappellet	0	16-20	0	9-17	43
1977	Dave Cappellet	0	27-29	0	13-20	66
1978	Dave Cappellet	0	39-40	0	7-12	60
1979	Dave Cappellet	0	29-30	0	14-22	71
1980	Bill Capece	0	38-38	0	22-30	104
1981	Mike Rendina	0	25-27	0	9-15	52
1982	Greg Allen	21	0-0	0	0-0	126
1983	Greg Allen	13	0-0	1	0-0	80
1984	Derek Schmidt	0	42-42	0	17-24	93
1985	Derek Schmidt	0	44-44	0	18-25	98
1986	Derek Schmidt	0	41-42	0	15-24	86
1987	Derek Schmidt	0	47-50	0	23-31	116
1988	Richie Andrews	0	57-58	0	5-13	72
1989	Richie Andrews	0	34-35	0	8-13	58
1990	Amp Lee	18	0-0	0	0-0	108
1991	Amp Lee	14	0-0	0	0-0	84
1992	Dan Mowrey	0	51-55	0	10-18	81
1993	Scott Bentley	0	56-64	0	13-20	95
1994	Zack Crockett	11	0-0	0	0-0	66
1995	Scott Bentley	0	67-69	0	9-16	94
1996	Scott Bentley	0	52-53	0	16-18	100
1997	Sebastian Janikowski	0	37-39	0	16-21	85
1998	Sebastian Janikowski	0	42-43	0	27-32	123
1999	Sebastian Janikowski	0	47-47	0	23-30	116



466

Career Points by a Kicker - No. 4 all-time  
Dustin Hopkins (2009-12)

2000	Snoop Minnis	11	0-0	0	0-0	66
	Atrewns Bell	11	0-0	0	0-0	66
2001	Xavier Beitia	0	44-48	0	13-14	83
2002	Xavier Beitia	0	51-51	0	19-28	108
2003	Xavier Beitia	0	50-51	0	19-25	107
2004	Xavier Beitia	0	29-29	0	16-75	77
2005	Gary Cismesia	0	42-43	0	17-24	93
2006	Gary Cismesia	0	39-40	0	14-20	81
2007	Gary Cismesia	0	28-29	0	27-34	109
2008	Graham Gano	0	33-34	0	26-24	105
2009	Dustin Hopkins	0	40-44	0	19-27	97
2010	Dustin Hopkins	0	53-53	0	22-28	119
2011	Dustin Hopkins	0	44-44	0	22-27	110
2012	Dustin Hopkins	0	65-66	0	25-30	140
2013	Roberto Aguayo	0	94-94	0	21-22	157
2014	Roberto Aguayo	0	55-55	0	27-30	136
2015	Dalvin Cook	20	0-0	0	0-0	120
2016	Dalvin Cook	20	0-0	0	0-0	120
2017	Ricky Aguayo	0	42-43	0	18-21	96
2018	Ricky Aguayo	0	30-31	0	11-17	63
2019	Cam Akers	18	0-0	1	0-0	110
2020	Ryan Travis	7	0-0	0	0-0	42
2021	Jordan Fitzgerald	0	37-40	0	10-13	67
2022	Ryan Fitzgerald	0	57-58	0	12-20	93

### Longest Touchdown Plays

- 100 yards Bill Moremen/T.K. Wetherell at Kentucky, 1965 (lateral on KO return)  
Leon Bright vs. Virginia Tech, 1974 (KO return)  
Delon Sanders vs. Tulsa, 1985 (INT return)  
Keith Ross/Dexter Carter at Miami, 1986 (lateral on KO return)  
Kermit Whitfield vs. Auburn, 2013 (\*14 BCS Champ) (KO return)
- 99 yards Ted Hewitt at Stetson, 1948 (INT return)  
Fred Biletznikoff at Miami, 1963 (INT return)
- 98 yards Chris Weinke to Snoop Minnis vs. Clemson, 2000 (pass)  
Christian Ponder to Rod Owens at North Carolina, 2009 (pass)
- 97 yards Larry Key vs. Virginia Tech, 1976 (run)  
Billy Allen at LSU, 1981 (KO return)  
Leon Washington vs. Clemson, 2002 (KO return)  
Kermit Whitfield at Wake Forest, 2013 (KO return)
- 96 yards David Snell vs. Virginia Tech, 1970 (KO return)  
Jimmy Jordan to Kurt Unglaub vs. Virginia Tech, 1976 (pass)  
Tamarick Vanover vs. Wake Forest, 1992 (KO return)  
Nick Moody at Maryland, 2010 (INT return)
- 95 yards Jimmy Black to Rudy Thomas vs. Southern Miss, 1976 (pass)  
Greg Allen vs. Western Carolina, 1981 (KO return)  
Billy Allen vs. West Virginia (Gator), 1982 (KO return)  
Sammie Smith vs. Furman, 1987 (run)

### Most Points

Game:	30, Ron Sellers vs. Wake Forest, Nov. 23, 1968
Season:	157, Roberto Aguayo, 2013
Career:	466, Dustin Hopkins, 2009-12

### Most Touchdowns

Game:	5, Ron Sellers vs. Wake Forest, Nov. 23, 1968
Season:	21, Greg Allen, 1982
Career:	49, Warrick Dunn, 1993-96

## TEAM RECORDS

### Single-Game

Most Points	80	Idaho	11/23/13
Most Points, Both Teams	97	at North Carolina St.	9/27/14
Greatest Margin of Victory	74	Whiting Field*	10/1/49
	71	Delaware State	11/18/17
	66	Murray State	9/1/12
	66	Idaho	11/23/13
Greatest Margin of Defeat	49	at Florida	12/1/73
	49	Clemson	10/27/18
Most Touchdowns	11	North Carolina St.	9/16/95
	11	Idaho	11/23/13
	11	Delaware State	11/18/17
Most TDs, Both Teams	13	East Carolina	9/3/83
	13	Maryland	11/7/92
	13	North Carolina St.	9/16/95
	13	Idaho	11/23/13
	13	at North Carolina St.	9/27/14

\*Service Team

### Single-Season

Most Points	723	2013
Most Points Per Game	51.6	2013
Consecutive 50 Point Games	3	1986
	3	2012
	3	2013
Most Touchdowns	94	2013



157

Points Scored In 2013 - National Record for Kickers  
Roberto Aguayo

# KICKING RECORDS

## INDIVIDUAL RECORDS

### Highest Percentage of PAT Made

Season (min. 25 att.): 100.0 (38-38) Bill Capece, 1980;  
 (42-42) Derek Schmidt, 1984 and (44-44) 1985;  
 (47-47) Sebastian Janikowski, 1999;  
 (29-29) Xavier Betia, 2004 and (51-51) 2002;  
 (53-53) Dustin Hopkins, 2010 and (44-44) 2011;  
 (94-94) Roberto Aguayo, 2013, (55-55) 2014 and (49-49) 2015;  
 (41-41) Ricky Aguayo, 2019;  
 Career (min. 10 att.): 100.0 (198-198), Roberto Aguayo, 2013-15

### Most Points Kicking

Game: 21, Ricky Aguayo vs. Ole Miss, Sept. 5, 2016  
 Season: 157, Roberto Aguayo, 2013  
 Career: 466, Dustin Hopkins, 2009-12

### Most Field Goals Attempted

Game: 8, Frank Fontes vs. Wake Forest, Sept. 26, 1970  
 Season: 32, Sebastian Janikowski, 1998  
 Career: 112, Dustin Hopkins, 2009-12

### Most Field Goals Made

Game: 6, Ricky Aguayo vs. Ole Miss, Sept. 5, 2016  
 5, Bill Capece vs. Pitt, Oct. 11, 1980  
 5, Sebastian Janikowski at Maryland, Oct. 3, 1998  
 5, Sebastian Janikowski vs. NC State, Sept. 18, 1999  
 5, Gary Cismesia vs. Duke, Nov. 6, 2004  
 5, Gary Cismesia vs. Miami, Oct. 20, 2007  
 5, Roberto Aguayo vs. Wake Forest, Oct. 4, 2014  
 Consecutive: 23, Roberto Aguayo, 2013-14  
 Season: 27, Sebastian Janikowski, 1998  
 27, Gary Cismesia, 2007  
 27, Roberto Aguayo, 2014  
 Career: 88, Dustin Hopkins, 2009-12

### Highest Percentage of FGs Made

Season (min. 15 atts.): 95.5 (21-22), Roberto Aguayo, 2013  
 Career (min. 50 atts.): 88.5 (69-78), Roberto Aguayo, 2013-15

### 50-Yard Field Goals

Game: 2, Derek Schmidt (51, 51) vs. Memphis State, 1985  
 2, Dustin Hopkins (53, 50) vs. Florida, 2012  
 Season: 5, Graham Gano, 2008  
 5, Dustin Hopkins, 2012  
 Consecutive: 5, Dustin Hopkins, 2012  
 Career: 9, Dustin Hopkins, 2009-12

### PAT Leaders By Percentage

Player, Years (Min. 100 attempts)	PAT-A	PCT
1. Roberto Aguayo, 2013-15	198-198	1.0000
2. Ricky Aguayo, 2016-19	164-167	.98204
3. Derek Schmidt, 1984-87	174-178	.97752
4. Dustin Hopkins 2009-12	202-207	.97585
5. Gary Cismesia, 2004-07	109-112	.97321
6. Richie Andrews, 1987-89	143-147	.97278
7. Xavier Betia, 2001-04	174-179	.97206

### Field Goal Leaders By Percentage

Player, Years (Min. 50 attempts)	FGM-A	PCT	LONG
1. Roberto Aguayo, 2013-15	69-78	.885	53
2. Sebastian Janikowski, 1997-99	66-83	.795	56
3. Dustin Hopkins, 2009-12	88-112	.786	56
4. Gary Cismesia, 2004-07	65-83	.783	60
5. Xavier Betia, 2001-04	67-92	.728	52
6. Ricky Aguayo, 2016-19	55-78	.705	53
7. Derek Schmidt, 1984-87	73-104	.702	54

### 50+ Yard Field Goals (47)

1. 60 yards	Gary Cismesia at Florida, 2007
2. 56 yards	Sebastian Janikowski vs. Wake Forest, 1997 Dustin Hopkins vs. Duke, 2012
4. 55 yards	Dustin Hopkins vs. Clemson, 2010
5. 54 yards	Derek Schmidt at Miami, 1984 Sebastian Janikowski at Florida, 1999 Gary Cismesia vs. Rice, 2006
8. 53 yards	Grant Gulhrrie at Miami, 1969 Derek Schmidt at Louisville, 1986 Derek Schmidt at Florida, 1987 Sebastian Janikowski vs. Clemson, 1998 Graham Gano at North Carolina State, 2008 Graham Gano at Miami, 2008 Dustin Hopkins vs. Oklahoma, 2011 Dustin Hopkins vs. Florida, 2012 Roberto Aguayo vs. Syracuse, 2013 Roberto Aguayo at Miami, 2014 Logan Tyler vs. Boston College, 2016 Ricky Aguayo at Miami, 2018 Ricky Aguayo at Virginia, 2019 Parker Grohous vs. Georgia Tech, 2020
23. 52 yards	<b>Ryan Fitzgerald vs. Jacksonville State, 2021</b> Mike Rendina at Ohio State, 1981 Derek Schmidt at Arizona State, 1984 Sebastian Janikowski at North Carolina, 1999 Sebastian Janikowski vs. Wake Forest, 1999 Xavier Betia vs. Florida, 2004 Graham Gano vs. Clemson, 2008 Graham Gano vs. Colorado, 2008 Dustin Hopkins vs. Miami, 2009 Dustin Hopkins at Oklahoma, 2010 Dustin Hopkins at Virginia Tech, 2012 Roberto Aguayo vs. Wake Forest, 2014
34. 51 yards	Grant Gulhrrie at Virginia Tech, 1969 Derek Schmidt vs. Memphis State, 1985 Derek Schmidt vs. Memphis State, 1985 Derek Schmidt at North Carolina, 1985 Dustin Hopkins vs. Boston College, 2012 Roberto Aguayo at Florida, 2015 Ricky Aguayo at Wake Forest, 2017
41. 50 yards	Dave Cappelen vs. South Carolina, 1979 Bill Capece vs. Pitt, 1980 Gary Cismesia at Virginia Tech, 2007 Graham Gano vs. Virginia Tech, 2008 Dustin Hopkins vs. Florida, 2012 Roberto Aguayo vs. Clemson, 2014 Ricky Aguayo vs. Northern Illinois, 2018

### Most PAT Attempted

Game: 11, Scott Bentley vs. North Carolina St., Sept. 16, 1995  
 11, Roberto Aguayo vs. Idaho, Nov. 23, 2013  
 11, Ricky Aguayo vs. Delaware State, Nov. 18, 2017  
 Season: 94, Roberto Aguayo, 2013  
 Career: 217, Scott Bentley, 1993-96

### Most PAT Made

Game: 11, Scott Bentley vs. North Carolina St., Sept. 16, 1995  
 11, Roberto Aguayo vs. Idaho, Nov. 23, 2013  
 11, Ricky Aguayo vs. Delaware State, Nov. 18, 2017  
 Season: 94, Roberto Aguayo, 2013  
 Career: 202, Dustin Hopkins, 2009-12

### Consecutive PAT Made

Career: 198, Roberto Aguayo, 2013-15

## TEAM RECORDS

### Single-Game

Most PAT Made: 11, North Carolina St., 9/16/95  
 11, Idaho, 11/23/13  
 11, Delaware State, 11/18/17  
 Most PAT Made, Both Teams: 13, North Carolina St., 9/16/95  
 13, Idaho, 11/23/13  
 13, at NC State, 9/27/14  
 Most Field Goals Made: 6, vs. Ole Miss, 9/5/16

Most FGs Made, Both Teams: 6, at Florida, 12/3/83  
 6, at Maryland, 10/3/98  
 6, North Carolina St., 9/18/99  
 6, Miami, 10/20/07  
 6, at Miami, 10/20/12  
 6, Wake Forest, 10/4/14  
 6, at Georgia Tech, 10/24/15  
 6, vs. Ole Miss, 9/5/16  
 6, North Carolina St., 9/23/17  
 6, at Wake Forest, 9/30/17  
 6, Boise State, 8/31/19

### Single-Season

Most PAT Made: 94, 2013  
 Most Field Goals Made: 27, 1998  
 27, 2007  
 27, 2014

## SEASON RECORDS

### XP Kicks Made

1. 94 in 2013 (of 94)  
 2. 67 in 1995 (of 69)  
 3. 65 in 2012 (of 66)  
 4. 59 in 1993 (of 68)  
 59 in 2000 (of 66)  
 57 in 1988 (of 58)  
 57 in 2022 (of 58)  
 55 in 2014 (of 55)  
 54 in 2016 (of 55)  
 53 in 2010 (of 53)

### XP Kicks Attempted

1. 94 in 2013  
 2. 69 in 1995  
 3. 68 in 1993  
 4. 66 in 2000  
 66 in 2012  
 58 in 1988  
 58 in 2022  
 55 in 1992  
 55 in 2014  
 55 in 2016

### Most Field Goals Made

1. 27 in 1998  
 27 in 2007  
 27 in 2014  
 4. 25 in 2012  
 5. 23 in 1987  
 23 in 1999  
 23 in 2004  
 22 in 1980  
 22 in 2010  
 22 in 2011

### Most Field Goals Attempted

1. 34 in 2004  
 34 in 2007  
 3. 32 in 1998  
 4. 31 in 1987  
 5. 30 in 1980  
 30 in 1999  
 30 in 2008  
 30 in 2012  
 30 in 2014  
 28 in 2010  
 28 in 2016

# PUNTING RECORDS

## TEAM RECORDS

### Single-Game

Most Punts: 12, Florida, 9/28/68  
 12, at Houston, 11/3/73  
 12, Clemson, 10/27/18  
 Highest Avg. (Min. 5): 54.8 (6-329), at Florida, 11/28/81

### Single-Season

Most Punts: 82, 2018  
 Fewest Punts: 34, 2022  
 Highest Avg.: 47.0 (57-2,681), 2011

## SEASON RECORDS

### Most Punts

1. 82 in 2018  
 2. 81 in 1973  
 3. 77 in 2019  
 4. 76 in 2007  
 5. 74 in 2005  
 6. 72 in 2002  
 7. 70 in 2004  
 8. 69 in 2006  
 9. 67 in 2017  
 10. 66 in 1979

### Highest Punt Average

1. 47.0 in 2011  
 2. 45.2 in 1981  
 3. 45.1 in 1980  
 4. 45.0 in 2015  
 5. 44.3 in 2010

## INDIVIDUAL RECORDS

### Most Punts

Game: 12, Bill Cheshire vs. Florida, Sept. 28, 1968  
 12, Joe Downey at Houston, Nov. 3, 1973  
 12, Logan Tyler vs. Clemson, Oct. 27, 2018  
 Season: 82, Logan Tyler, 2018  
 Career: 244, Rohn Stark, 1978-81

### Highest Average

Game (min. 5 punts): 54.8 (329-6), Rohn Stark at Florida, Nov. 28, 1981  
 Season (min. 30 punts): 47.0 (2,681-57), Shawn Powell, 2011  
 Career (min. 100 punts): 44.2 (7,424-168), Shawn Powell, 2008-11

### Most Yards on Punts

Game: 499, Logan Tyler vs. Clemson, Oct. 27, 2018  
 Season: 3,545, Logan Tyler, 2018  
 Career: 10,418, Rohn Stark, 1978-81

### Longest Punt

Game: 84, Tommy Brown vs. Tampa, 1950

## PUNT RETURN RECORDS

### INDIVIDUAL RECORDS

#### Most Punt Returns

Game:	10	David Snell at South Carolina, 10/24/1970
Season:	40	David Snell, 1970
Career:	126	Deion Sanders, 1985-88

#### Most Yards on Punt Returns

Game:	180	Willie Reed vs. Penn State, 1/3/2006 (Orange)
Season:	541	Willie Reid, 2005
Career:	1,429	Deion Sanders, 1985-88

#### Highest Average Per Punt Return

Game (min. 3):	45.7 (3-137)	Bobby Jackson vs. Virginia Tech, 11/16/1974
Season (min. 10):	20.1 (12-241)	Phil Abraira, 1969
Career (min. 25):	15.4 (69-1,063)	Willie Reid, 2002-05

#### Most TDs on Punt Returns

Game:	2	Joe Wessel at Arizona State, 11/3/1984
Season:	3	Joe Wessel, 1984
	3	Willie Reid, 2005
Career:	3	Joe Wessel, 1981-84
	3	Deion Sanders, 1985-88
	3	Terrell Buckley, 1989-91
	3	Willie Reid, 2002-05
	3	Greg Reid, 2009-11

#### Longest Punt Returns

1.	92 yards	Phil Abraira vs. North Carolina State, 1969 (TD)
2.	90 yards	Peter Warrick at Clemson, 1997 (TD)
3.	89 yards	Jesus Wilson vs. Charleston Southern, 2016 (TD)
4.	87 yards	Willie Reid vs. Penn State ('06 Orange), 2005 (TD)
5.	83 yards	Willie Reid vs. Virginia Tech (ACC Champ), 2005 (TD)
		Greg Reid vs. Miami, 2011 (TD)
7.	80 yards	Bill Odom at Stetson, 1954 (TD)
		Bobby Jackson vs. Virginia Tech, 1974 (TD)
9.	79 yards	Dee Feaster vs. Clemson, 1996 (TD)
10.	76 yards	Deion Sanders at Clemson, 1988 (TD)
11.	75 yards	Ralph Chaudron vs. Whiting Field*, 1949 (TD)
		Walt Sumner at Alabama, 1967 (TD)
		Peter Warrick at North Carolina, 1999 (TD)
		Tyler Hunter vs. Duke, 2012 (TD)
15.	74 yards	Corey Sawyer vs. North Carolina, 1992 (TD)
		Greg Reid vs. Samford, 2010 (TD)
		D.J. Matthews at Miami, 2018 (TD)
18.	71 yards	David Snell vs. Louisville, 1970 (TD)
19.	70 yards	Bill Campbell vs. Wake Forest, 1965 (TD)

\*Service Team

### TEAM RECORDS

#### Single-Game

Most Punt Returns	10	at South Carolina 10/24/70
Most Yards Gained	216	vs. Wake Forest 10/25/03
Most Touchdowns	2	at Arizona State 11/3/84

#### Single-Season

Most Punt Returns	54	2005
Fewest Punt Returns	8	2020
Most Yards	801	2005
Highest Average Per Punt Return	15.5	1988 (42-649)
Most Touchdowns	4	1979
	4	1984
	4	2005
Lowest Average Per Punt Return	1.8	1989 (12-22)



180

Punt Return Yards vs. Penn State, 2006 Orange Bowl  
Willie Reid

## KICK RETURN RECORDS

### INDIVIDUAL RECORDS

#### Most Kickoff Returns

Game:	7	Greg Reid vs. North Carolina, 11/6/10
	7	Ja'Khi Douglas at Louisville, 10/24/20
Season:	35	Michael Ray Garvin, 2007
Career:	94	Kermit Whitfield, 2013-16

#### Most Yards on Kickoff Returns

Game:	193	Greg Reid vs. North Carolina, 11/6/10
Season:	742	Greg Reid, 2010
Career:	2,386	Kermit Whitfield, 2013-16

#### Highest Average Per Kickoff Return

Game (min. 3):	60.3 (3-181)	Tamarick Vanover vs. Florida, 11/28/92
Season (min. 10):	36.4 (17-619)	Kermit Whitfield, 2013
Career (min. 35):	25.3 (94-2,386)	Kermit Whitfield, 2013-16

#### Most TDs on Kickoff Returns

Game:	1	20 times (last: Trey Benson vs. Boston College 9/24/22)
Season:	2	Tamarick Vanover, 1992
	2	Kermit Whitfield, 2013
Career:	2	T.K. Wetherell, 1964-66
	2	Eddie McMillan, 1970-72
	2	Tamarick Vanover, 1992-93
	2	Kermit Whitfield, 2013-16

#### Longest Kickoff Returns

1.	100 yards	Bill Moremen/T.K. Wetherell at Kentucky, 1965 (lateral, TD)
		Leon Bright vs. Virginia Tech, 1974 (TD)
		Keith Ross/Dexter Carter at Miami, 1986 (lateral, TD)
		Kermit Whitfield vs. Auburn ('14 BCS Champ), 2013 (TD)
5.	97 yards	Billy Allen at LSU, 1981 (TD)
		Laveranues Coles vs. Duke, 1998 (TD)
		Leon Washington vs. Clemson, 2002 (TD)
		Kermit Whitfield at Wake Forest, 2013 (TD)
9.	96 yards	David Snell vs. Virginia Tech, 1970 (TD)
		Tamarick Vanover vs. Wake Forest, 1992 (TD)
11.	95 yards	Greg Allen vs. Western Carolina, 1981 (TD)
		Billy Allen vs. West Virginia (Gator), 1982 (TD)
13.	94 yards	Bill Moremen/T.K. Wetherell at Miami, 1966 (lateral, TD)
		Tamarick Vanover at Miami, 1992 (TD)
		Michael Ray Garvin vs. Colorado, 2008 (TD)
16.	93 yards	Eddie McMillan at Memphis State, 1970 (TD)
		Larry Key vs. Texas Tech (Tangerine), 1977
		Trey Benson vs. Boston College, 2022 (TD)
19.	90 yards	Eddie McMillan at Miami, 1971 (TD)
		Shannon Baker vs. Tulane, 1992 (TD)
		Lamarcus Joyner vs. Clemson, 2012

### TEAM RECORDS

#### Single-Game

Most Kickoff Returns	9	at Auburn 11/19/60
	9	at Miami 9/18/76
	9	vs. Oregon (CFP Semi-Rose) 1/1/15
Most Yards Gained	215	at Florida 11/29/03
Most Touchdowns	1	20 times (last: vs. Boston College) 9/24/22

#### Single-Season

Most Kickoff Returns	67	2009
Fewest Kickoff Returns	15	1964
	15	2022
Most Yards	1,390	2009
Highest Average	30.3 (27-819)	1992
Most Touchdowns	3	1992
Lowest Average	15.7 (32-502)	1962



36.4

Highest Average Per Kickoff Return - ACC Record  
Kermit Whitfield, 2013

# BLOCKED KICKS AND PUNT RECORDS

## INDIVIDUAL RECORDS

### Most Blocked Kicks

Game:	2	Jim Arnold vs. Troy, 9/30/1950
		Ron Schomberger vs. Ohio, 9/22/1956
		Bill Lohse vs. Memphis State, 10/17/1970
		Ron Hester vs. Boston College, 10/18/1980
		Joe Wessel vs. Temple, 9/29/1984
		Kelvin Smith vs. Southern Miss, 10/10/1987
		Dexter Jackson vs. North Carolina, 9/28/1996
		B.J. Ward at Duke, 9/27/2003
		Marvin Wilson vs. Georgia Tech, 9/12/2020
Season:	5	Joe Wessel, 1984
Career:	8	Bobby Butler, 1977-80 (incl. 1 in bowl games)
		B.J. Ward, 2001-04 (incl. 1 in bowl games)

### Most Blocked Punts

Game:	2	Jim Arnold at Troy State, 9/30/1950
		Ron Schomberger vs. Ohio, 9/22/1956
		Ron Hester vs. Boston College, 10/18/1980
		Kelvin Smith at Southern Miss, 10/10/1987
		Dexter Jackson vs. North Carolina, 9/28/1996
Season:	4	Joe Wessel, 1984
		Lenny Chavers, 1984 (incl. 1 in bowl game)
Career:	7	Bobby Butler, 1977-80 (incl. 1 in bowl games)

### Most Blocked Field Goals

Game:	2	B.J. Ward at Duke, 9/27/2003
		Marvin Wilson vs. Georgia Tech, 9/12/2020
Season:	4	B.J. Ward, 2002
		B.J. Ward, 2003 (incl. 1 in bowl game)
Career:	8	B.J. Ward, 2001-04 (incl. 1 in bowl games)

### Most Blocked Point After Tries

Game:	1	40 times, last: Shyheim Brown vs. LSU, 9/4/2022
Season:	2	Lee Corso, 1954
		Lawrence Timmons, 2006
Career:	4	Lee Corso, 1953-56

### Most TDs Scored Off Blocked Kicks

Game:	2	Joe Wessel at Arizona State, 11/3/1984
Season:	3	Joe Wessel, 1984
Career:	4	Clifton Abraham, 1991-94

### Most TDs Scored Off Blocked Punts

Game:	2	Joe Wessel at Arizona State, 11/3/1984
Season:	3	Joe Wessel, 1984
Career:	4	Clifton Abraham, 1991-94

### Most TDs Scored Off Blocked Field Goals

Game:	1	Several Players, last: Tarvarus McFadden vs. Delaware State, Nov. 18, 2017
Season:	1	Several Players, last: Tarvarus McFadden, 2017
Career:	1	Several Players, last: Tarvarus McFadden, 2015-17

## TEAM RECORDS

### Blocked Kicks

Game:	3	at Louisiana Tech (2 PAT & 1 punt), 10/17/1953
		at Southern Miss (3 punts), 10/10/1987
		at North Carolina (2 punts & 1 PAT), 11/11/1995
		vs. North Carolina (2 punts & 1 FG), 9/28/1996
		vs. Georgia Tech (2 FG & 1 PAT), 9/12/2020
Season:	10	1984 (9 punts [1 in bowl game] & 1 FG)

### Most Blocked Punts

Game:	3	at Southern Miss, 10/10/1987
Season:	9	1984 (incl. 1 in bowl game)

### Most Blocked Field Goals

Game:	2	vs. Louisville, 9/12/1970
		vs. Syracuse, 11/4/2017
Season:	4	vs. Georgia Tech, 9/12/2020
		1970
		2002
		2003 (incl. 1 in bowl game)

### Most Blocked Point After Tries

Game:	2	at Louisiana Tech, 10/17/1953
		at Auburn, 10/23/1954
		at Kentucky, 10/9/1965
Season:	5	1954

## ALL-TIME BLOCKED KICKS

9/4/2022	LSU	Shyheim Brown	PAT
9/4/2022	LSU	Jared Verse	Field Goal
10/17/2020	North Carolina	Ja'Khi Douglas	Punt
10/17/2020	North Carolina	Marvin Wilson	Punt
9/12/2020	Georgia Tech	Janarius Robinson	PAT
9/12/2020	Georgia Tech	Marvin Wilson	Field Goal
9/12/2020	Georgia Tech	Marvin Wilson	Field Goal
11/10/2018	Notre Dame	Cory Durden	PAT
11/25/2017	Florida	Walvenski Aime	PAT
11/18/2017	Delaware State	Demarcus Christmas	Field Goal
11/4/2017	Syracuse	Derwin James	Field Goal
11/4/2017	Syracuse	Matthew Thomas	Field Goal
10/7/2017	Miami	Brian Burns	Punt
9/23/2017	NC State	Brian Burns	Punt
11/19/2016	Syracuse	Brian Burns	Punt
11/11/2016	Boston College	TEAM	Punt
10/8/2016	Miami	DeMarcus Walker	PAT
10/1/2016	North Carolina	Walvenski Aime	PAT
11/28/2015	Florida	DeMarcus Walker	Field Goal
11/12/2015	Oregon	Nile Lawrence-Stample	PAT
11/15/2014	Miami	Jalen Ramsey	PAT
10/8/2011	Wake Forest	Jacobi McDaniel	PAT
12/4/2010	Virginia Tech	TEAM	PAT
11/13/2010	Florida	Nigel Bradham	Field Goal
9/4/2010	Samford	Chris Thompson	Punt
11/28/2009	Florida	Kevin McNeil	PAT
9/12/2009	Jacksonville State	Kevin McNeil	Field Goal
9/27/2008	Colorado	Dekoda Watson	Punt
9/13/2008	Chattanooga	Roosevelt Lawson	Punt
10/11/2007	Wake Forest	Anthony Houllis	Punt
9/3/2007	Clemson	Roosevelt Lawson	Punt
12/27/2006	UCLA	Dekoda Watson	Punt
11/4/2006	Virginia	Eli Charles	Punt
10/14/2006	Duke	Lawrence Timmons	PAT
9/16/2006	Clemson	Lawrence Timmons	PAT
9/16/2006	Clemson	Patrick Robinson	Field Goal
9/9/2006	Troy	Everette Brown	Field Goal
11/12/2005	Clemson	Lawrence Timmons	Punt
11/5/2005	NC State	Anthony Houllis	Punt
11/5/2005	NC State	Marcello Church	Punt
9/17/2005	Boston College	Darius McClure	Punt
9/5/2005	Miami	Lawrence Timmons	Punt
10/16/2004	Virginia	Ernie Sims	Punt
10/4/2004	North Carolina	Jae Thaxton	Punt
9/18/2004	UAB	Jae Thaxton	Punt
1/1/2004	Miami	B.J. Ward	Field Goal
11/1/2003	Notre Dame	B.J. Ward	Field Goal

9/27/2003	Duke	B.J. Ward	Field Goal
9/27/2003	Duke	B.J. Ward	Field Goal
9/20/2003	Colorado	Chauncey Davis	Punt
11/2/2002	Wake Forest	B.J. Ward	Field Goal
9/21/2002	Duke	B.J. Ward	Field Goal
9/14/2002	Maryland	B.J. Ward	Field Goal
8/31/2002	Virginia	Jared Hetzel	Punt
8/24/2002	Iowa State	B.J. Ward	Field Goal
1/1/2002	Virginia Tech	Marcello Church	Punt
9/1/2001	Duke	Jerome Carter	Punt
9/1/2001	Duke	Kyler Hall	Punt
10/28/2000	NC State	Stanford Samuels	Punt
1/4/2000	Virginia Tech	Tommy Polley	Punt
11/20/1999	Florida	Tommy Polley	Punt
11/13/1999	Maryland	David Warren	Punt
11/13/1999	Maryland	Malcolm Tatum	Punt
10/30/1999	Virginia	Corey Simon	Punt
10/9/1999	Miami	Tommy Polley	Field Goal
11/7/1998	Virginia	Brian Allen	Punt
10/3/1998	Maryland	Larry Smith	Field Goal
9/26/1998	Southern Cal	Bobby Rhodes	Punt
11/8/1997	North Carolina	Brian Allen	Punt
10/11/1997	Duke	Dexter Jackson	Punt
11/30/1996	Florida	Peter Boulware	Punt
11/9/1996	Wake Forest	Bobby Rhodes	Punt
11/2/1996	Georgia Tech	Peter Boulware	Punt
9/28/1996	North Carolina	Dexter Jackson	Punt
9/28/1996	North Carolina	Dexter Jackson	Punt
9/28/1996	North Carolina	Shevin Smith	Field Goal
9/19/1996	NC State	Troy Saunders	Punt
11/11/1995	North Carolina	Dexter Jackson	PAT
11/11/1995	North Carolina	Mario Edwards	Punt
11/11/1995	North Carolina	Peter Boulware	Punt
9/9/1995	Clemson	Andre Wadsworth	PAT
9/9/1995	Clemson	Hank Grant	Punt
11/19/1994	NC State	Clifton Abraham	Punt
10/29/1994	Duke	Andre Wadsworth	PAT
9/17/1994	Wake Forest	Derrick Brooks	Punt
9/11/1993	Clemson	Derrick Brooks	Punt
8/28/1993	Kansas	Lonnie Johnson	Punt
11/14/1992	Tulane	Clifton Abraham	Punt
10/3/1992	Miami	Tommy Henry	Field Goal
9/5/1992	Duke	Clifton Abraham	Punt
11/16/1991	Miami	Sterling Palmer	Field Goal
10/19/1991	MTSU	Clifton Abraham	Punt
12/28/1990	Penn State	Anthony Moss	Field Goal
12/1/1990	Florida	Bill Ragans	PAT
11/3/1990	South Carolina	Bill Ragans	Punt
10/27/1990	LSU	Bill Ragans	Punt
9/15/1990	Georgia Southern	Lonnie Johnson	Punt



8

Career Blocked Field Goals  
B.J. Ward (2001-04)

MEDIA

PREVIEW

TEAM

COACHES

REVIEW

HONORS

PROS

RECORDS

FSU



# BLOCKED KICKS AND PUNT RECORDS

1/1/1990	Nebraska	John Davis	Punt	10/25/1980	Memphis	Bobby Butler	Punt	10/9/1965	Kentucky	Terry Garvin	PAT
10/14/1989	Virginia Tech	Chris Hall	Punt	10/18/1980	Boston College	Ron Hester	Punt	10/3/1964	New Mexico State	Bill McDowell	Field Goal
11/5/1988	South Carolina	Phil Carollo	Punt	10/18/1980	Boston College	Ron Hester	Punt	9/26/1964	TCU	Bill McDowell	Field Goal
10/22/1988	Louisiana Tech	Howard Dinkins	Punt	9/13/1980	Louisville	Keith Jones	Punt	10/12/1963	Wake Forest	Dave Snyder	Punt
10/22/1988	Louisiana Tech	Stan Shiver	Punt	9/6/1980	LSU	Bobby Butler	Punt	11/17/1962	Florida	Gene McDowell	Field Goal
10/15/1988	East Carolina	Phil Carollo	Punt	1/1/1980	Oklahoma	Bobby Butler	Punt	11/18/1961	Mississippi Southern	John Wachtel	PAT
9/24/1988	Michigan State	Dedrick Dodge	Punt	11/23/1979	Florida	Bobby Butler	Punt	11/4/1961	Kentucky	John McConaughay	Punt
9/10/1988	Southern Miss	Kelvin Smith	Punt	11/17/1979	Memphis	Bobby Butler	Punt	10/7/1961	Ole Miss	Bill Daly	Field Goal
10/31/1987	Tulane	Alan Stewart	Field Goal	10/6/1979	Louisville	Edenbur Richardson	Punt	9/30/1961	Florida	Roy Bickford	Punt
10/17/1987	Louisville	Alphonso Williams	Punt	10/6/1979	Louisville	Scott Warren	Punt	10/17/1959	Memphis	Terry Moran	Punt
10/10/1987	Southern Miss	Kelvin Smith	Punt	9/8/1979	Southern Miss	Monk Bonasorte	Punt	9/19/1959	Wake Forest	John Spivey	Punt
10/10/1987	Southern Miss	Kelvin Smith	Punt	10/14/1978	Mississippi State	Mike Kincaid	Punt	9/28/1957	Boston College	Troy Barnes	PAT
10/10/1987	Southern Miss	Martin Mayhew	Punt	9/30/1978	Houston	Bobby Butler	PAT	9/21/1957	Furman	Ham Bisbee	Punt
10/3/1987	Miami	Martin Mayhew	Punt	9/23/1978	Miami	Ron Simmons	Punt	9/22/1956	Ohio	Ron Schomburger	Punt
9/26/1987	Michigan State	Eric Williams	Punt	12/23/1977	Texas Tech	Ron Simmons	Punt	9/22/1956	Ohio	Ron Schomburger	Punt
9/5/1987	Texas Tech	Stan Shiver	Punt	11/5/1977	Virginia Tech	Bobby Butler	Punt	12/3/1955	Tampa	Ham Bisbee	Punt
11/1/1986	Miami	Alphonso Williams	Punt	11/5/1977	Virginia Tech	Scott Warren	Punt	11/11/1955	Furman	Joe Holt	PAT
10/18/1986	Wichita State	Eric Williams	Punt	10/29/1977	North Texas State	Bobby Butler	Punt	11/5/1955	Villanova	Lee Corso	PAT
10/11/1986	Tulane	John Parks	Punt	9/10/1977	Southern Miss	Ron Simmons	Punt	10/22/1955	Georgia Tech	Ron Schomburger	Punt
9/20/1986	North Carolina	Felton Hayes	Punt	11/13/1976	North Texas State	Dave Porter	Punt	9/30/1955	Miami	Vince Gibson	PAT
11/2/1985	Miami	John Hadley	Punt	10/19/1974	Florida	Bert Cooper	Field Goal	11/27/1954	Mississippi Southern	Joe Holt	PAT
11/22/1984	Georgia	Lenny Chavers	Punt	10/19/1974	Florida	John Murphy	Punt	11/20/1954	Stetson	Vince Gibson	Punt
11/3/1984	Arizona State	Joe Wessel	Punt	9/29/1973	Miami	Greg Johnson	Field Goal	10/30/1954	Virginia Military	Lee Corso	PAT
11/3/1984	Arizona State	Lenny Chavers	Punt	9/22/1973	Kansas	John Murphy	Field Goal	10/23/1954	Auburn	Lee Corso	PAT
10/20/1984	Tulane	Jesse Solomon	Punt	9/23/1972	Kansas	Larry Strickland	Field Goal	10/23/1954	Auburn	Ron Schomburger	PAT
10/20/1984	Tulane	Lenny Chavers	Punt	9/23/1972	Virginia Tech	J.T. Thomas	PAT	10/16/1954	NC State	Ron Schomburger	Punt
10/13/1984	Auburn	Lenny Chavers	Punt	9/9/1972	Pitt	J.T. Thomas	Field Goal	10/9/1954	Villanova	Jimmy Lee Taylor	PAT
9/29/1984	Temple	Joe Wessel	Punt	10/16/1971	Florida	Richard Amman	Field Goal	11/28/1953	NC State	Eddie Johnson	Punt
9/29/1984	Temple	Joe Wessel	Field Goal	10/2/1971	Virginia Tech	J.T. Thomas	Field Goal	10/17/1953	Louisiana Tech	Al Pacifico	PAT
9/15/1984	Kansas	Joe Wessel	Punt	11/26/1970	Houston	J.T. Thomas	PAT	10/17/1953	Louisiana Tech	Bob Crenshaw	PAT
9/1/1984	East Carolina	Joe Wessel	Punt	11/7/1970	Clemson	Beryl Rice	Punt	10/17/1953	Louisiana Tech	John Griner	PAT
11/12/1983	Miami	David Ponder	Punt	10/30/1970	Miami	Tom White	Punt	10/10/1953	Abilene Christian	Lee Corso	PAT
11/5/1983	South Carolina	Eric Riley	Field Goal	10/17/1970	Memphis	Bill Lohse	PAT	10/10/1953	Abilene Christian	Stan Dobosz	Punt
11/5/1983	South Carolina	Pat Milligan	Punt	10/17/1970	Memphis	Bill Lohse	Field Goal	10/3/1953	Louisville	Ed Mann	Punt
10/29/1983	Arizona State	Eric Riley	Punt	9/19/1970	Georgia Tech	Ron Wallace	Field Goal	11/29/1952	Wofford	Vic Szczepanik	Punt
10/20/1983	Louisville	Alphonso Carreker	Field Goal	9/12/1970	Louisville	Dan Whitehurst	Field Goal	11/8/1952	Mississippi Southern	George Boyer	PAT
9/3/1983	East Carolina	Alphonso Carreker	PAT	9/12/1970	Louisville	J.T. Thomas	Field Goal	11/10/1951	Wofford	Curt Campbell	Punt
9/3/1983	East Carolina	Henry Taylor	Field Goal	11/8/1969	Virginia Tech	Bill Lohse	Punt	10/27/1951	Stetson	Preston Bradley	Punt
12/30/1982	West Virginia	Garth Jax	Field Goal	9/26/1969	Miami	Ron Lowe	Field Goal	10/20/1951	Sul Ross State	Jimmy Lee Taylor	Punt
12/30/1982	West Virginia	John McLean	Punt	9/20/1969	Wichita State	Ron Lowe	Punt	10/5/1951	Miami	Bob Wodrich	Punt
11/13/1982	Louisville	Warren Hanna	Punt	11/16/1968	NC State	Walt Sumner	Field Goal	11/25/1950	Tampa	Bob Wodrich	Punt
11/6/1982	South Carolina	Ken Roe	Punt	10/5/1968	Texas A&M	Ron Wallace	Punt	11/18/1950	Mississippi College	Jim Arnold	Punt
11/6/1982	South Carolina	Warren Hanna	Punt	10/5/1968	Texas A&M	Walt Sumner	Field Goal	9/30/1950	Troy	Jim Arnold	Punt
9/25/1982	Southern Miss	Ken Roe	Punt	9/28/1968	Florida	Steve Gildea	PAT	9/30/1950	Troy	Jim Arnold	Punt
9/25/1982	Southern Miss	Tommy Young	Field Goal	11/11/1967	Virginia Tech	Mike Blatt	Punt	11/18/1949	Tampa	Dwight Osha	Punt
9/4/1982	Cincinnati	Alphonso Carreker	Punt	9/30/1967	NC State	Walt Sumner	Field Goal	11/20/1948	Livingston State	Joe Marcus	Punt
9/4/1982	Cincinnati	Gary Henry	Punt	9/7/1966	Houston	Walt Sumner	Field Goal	11/22/1947	Tennessee Tech	Ken MacLean	PAT
10/24/1981	LSU	Warren Hanna	Punt	11/27/1965	Florida	George D'Allesandro	Punt				
10/3/1981	Ohio State	Ron Hester	Punt	10/9/1965	Kentucky	Jack Shinholser	PAT				



2

Blocked Punts in a Game  
Last done vs. North Carolina, 2020

MEDIA

PREVIEW

TEAM

COACHES

REVIEW

HONORS

PROS

RECORDS

FSU

## MOST BLOCKED KICKS BY PLAYER

### OVERALL (MIN. 5)

**Bobby Butler (8):**  
 Punt North Texas State, 1977  
 Punt Virginia Tech, 1977  
 PAT Houston, 1978  
 Punt Memphis, 1979  
 Punt Florida, 1979  
 Punt Oklahoma, 1979 (Orange)  
 Punt LSU, 1980  
 Punt Memphis, 1980

**B.J. Ward (8):**  
 Field Goal Iowa State, 2002  
 Field Goal Maryland, 2002  
 Field Goal Duke, 2002  
 Field Goal Wake Forest, 2002  
 Field Goal Duke, 2003  
 Field Goal Duke, 2003  
 Field Goal Notre Dame, 2003  
 Field Goal Miami, 2003 (Orange)

**Ron Schomberger (5):**  
 Punt NC State, 1954  
 PAT Auburn, 1954  
 Punt Georgia Tech, 1955  
 Punt Ohio, 1956  
 Punt Ohio, 1956

**J.T. Thomas (5):**  
 Field Goal Louisville, 1970  
 PAT Houston, 1970  
 Field Goal Virginia Tech, 1971  
 Field Goal Pitt, 1972  
 PAT Virginia Tech, 1972

**Joe Wessel (5):**  
 Punt East Carolina, 1984  
 Punt Kansas, 1984  
 Field Goal Temple, 1984  
 Punt Temple, 1984  
 Punt Arizona State, 1984

### PUNTS (MIN. 4)

**Bobby Butler (7):**  
 Punt North Texas State, 1977  
 Punt Virginia Tech, 1977  
 Punt Memphis, 1979  
 Punt Florida, 1979  
 Punt Oklahoma, 1979 (Orange)  
 Punt LSU, 1980  
 Punt Memphis, 1980

**Ron Schomberger (4):**  
 Punt NC State, 1954  
 Punt Georgia Tech, 1955  
 Punt Ohio, 1956  
 Punt Ohio, 1956

**Lenny Chavers (4):**  
 Punt Auburn, 1984  
 Punt Tulane, 1984  
 Punt Arizona State, 1984  
 Punt Georgia, 1984 (Citrus)

**Joe Wessel (4):**  
 Punt East Carolina, 1984  
 Punt Kansas, 1984  
 Punt Temple, 1984  
 Punt Arizona State, 1984

**Clifton Abraham (4):**  
 Punt Middle Tennessee State, 1991  
 Punt Duke, 1992  
 Punt Tulane, 1992  
 Punt NC State, 1994

### FIELD GOALS (MIN. 2)

**B.J. Ward (8):**  
 Field Goal Iowa State, 2002  
 Field Goal Maryland, 2002  
 Field Goal Duke, 2002  
 Field Goal Wake Forest, 2002  
 Field Goal Duke, 2003  
 Field Goal Duke, 2003  
 Field Goal Notre Dame, 2003  
 Field Goal Miami, 2003 (Orange)

**Walt Sumner (4):**  
 Field Goal Houston, 1966  
 Field Goal NC State, 1967  
 Field Goal Texas A&M, 1968  
 Field Goal NC State, 1968

**J.T. Thomas (3):**  
 Field Goal Louisville, 1970  
 Field Goal Virginia Tech, 1971  
 Field Goal Pitt, 1972

**Bill McDowell (2):**  
 Field Goal TCU, 1964  
 Field Goal New Mexico State, 1964

**Marvin Wilson (2):**  
 Field Goal Georgia Tech, 2020  
 Field Goal Georgia Tech, 2020

### PAT (MIN. 2)

**Lee Corso (4):**  
 PAT Abilene Christian, 1953  
 PAT Auburn, 1954  
 PAT VMI, 1954  
 PAT Villanova, 1955

**Joe Holt (2):**  
 PAT Mississippi Southern, 1954  
 PAT Furman, 1955

**J.T. Thomas (2):**  
 PAT Houston, 1970  
 PAT Virginia Tech, 1972

**Andre Wadsworth (2):**  
 PAT Duke, 1994  
 PAT Clemson, 1995

**Lawrence Timmons (2):**  
 PAT Clemson, 2006  
 PAT Duke, 2006

**Walvenski Aime (2):**  
 PAT North Carolina, 2016  
 PAT Florida, 2017



3

Blocked Kicks in a Game  
 Last done vs. Georgia Tech, 2020

# ALL-TIME SHUTOUTS

## Shutouts (73)

Date	Opponent	Location	FSU/OPP rank	Score	Notes
Oct. 9, 1948	Cumberland	Home	--/	30-0	
Oct. 1, 1949	Whiting Field	Home	--/	74-0	
Oct. 22, 1949	Sewanee	Away	--/	6-0	
Nov. 12, 1949	Millsaps	Home	--/	40-0	
Nov. 26, 1949	Troy State	Home	--/	20-0	
Oct. 21, 1950	Newberry	Away	--/	24-0	
Nov. 18, 1950	Mississippi College	Home	--/	33-0	
Sept. 29, 1951	Troy State	Home	--/	40-0	
Oct. 13, 1951	Delta State	Home	--/	34-0	
Nov. 3, 1951	Jacksonville Navy	Away	--/	39-0	Consecutive - 1
Nov. 10, 1951	Wofford	Home	--/	14-0	Consecutive - 2
Oct. 3, 1953	Louisville	Home	--/	59-0	
Dec. 4, 1954	Tampa	Away	--/	13-0	Consecutive (Regular Season)
Sept. 17, 1955	North Carolina State	Home	--/	7-0	Consecutive (Regular Season)
Nov. 19, 1955	The Citadel	Home	--/	39-0	
Oct. 13, 1956	North Carolina State	Away	--/	14-0	
Oct. 18, 1958	Virginia Tech	Home	--/	28-0	Consecutive - 1
Oct. 25, 1958	Tennessee	Away	--/	10-0	Consecutive - 2
Nov. 1, 1958	Tampa	Home	--/	43-0	Consecutive - 3
Nov. 28, 1959	Tampa	Away	--/	33-0	Consecutive - 1
Sept. 17, 1960	Richmond	Home	--/	28-0	Consecutive - 2
Oct. 8, 1960	The Citadel	Away	--/	0-0	
Oct. 22, 1960	William & Mary	Home	--/	22-0	
Oct. 14, 1961	Georgia	Home	--/	3-0	
Sept. 15, 1962	The Citadel	Home	--/	49-0	Consecutive - 1
Sept. 22, 1962	Kentucky	Away	--/	0-0	Consecutive - 2
Sept. 29, 1962	Furman	Home	--/	42-0	Consecutive - 3
Oct. 20, 1962	Georgia	Away	--/	18-0	
Sept. 20, 1963	Miami	Away	--/	24-0	
Oct. 12, 1963	Wake Forest	Home	--/	35-0	Consecutive - 1
Oct. 19, 1963	Southern Miss	Away	--/	0-0	Consecutive - 2
Nov. 16, 1963	North Carolina State	Home	--/	14-0	
Sept. 19, 1964	Miami	Away	--/	14-0	Consecutive - 1
Sept. 26, 1964	TCU	Away	--/	10-0	Consecutive - 2
Oct. 3, 1964	New Mexico State	Home	--/	36-0	Consecutive - 3
Oct. 31, 1964	Southern Miss	Home	--/	34-0	
Nov. 6, 1965	Wake Forest	Home	--/	35-0	
Oct. 22, 1966	Mississippi State	Home	--/	10-0	
Nov. 19, 1966	Wake Forest	Home	--/	28-0	
Oct. 14, 1967	South Carolina	Home	--/	17-0	
Sept. 20, 1969	Wichita State	Home	--/	24-0	
Oct. 21, 1972	Colorado State	Home	--/	37-0	
Oct. 8, 1977	Cincinnati	Home	--/	14-0	
Sept. 9, 1978	Syracuse	Away	17/--	28-0	
Oct. 6, 1979	Louisville	Away	9/--	27-0	
Sept. 6, 1980	LSU	Away	13/--	16-0	Consecutive - 1
Sept. 13, 1980	Louisville	Home	10/--	52-0	Consecutive - 2
Sept. 5, 1981	Louisville	Home	19/--	17-0	
Nov. 17, 1984	Chattanooga	Home	17/--	37-0	
Aug. 30, 1986	Toledo	Home	11/--	24-0	
Nov. 5, 1988	South Carolina	Away	5/15	59-0	
Sept. 14, 1991	Western Michigan	Home	1/--	58-0	
Aug. 28, 1993	Kansas	Neutral	1/--	42-0	
Sept. 11, 1993	Clemson	Home	1/17	57-0	ACC
Oct. 2, 1993	Georgia Tech	Home	1/--	51-0	ACC
Oct. 30, 1993	Wake Forest	Home	1/--	54-0	ACC
Oct. 22, 1994	Clemson	Home	10/--	17-0	ACC
Sept. 28, 1996	North Carolina	Home	2/11	13-0	ACC
Oct. 4, 1997	Miami	Home	4/--	47-0	
Oct. 18, 1997	Georgia Tech	Home	4/21	38-0	ACC
Oct. 17, 1998	Clemson	Home	6/--	48-0	ACC
Sept. 23, 2000	Louisville	Home	2/--	31-0	
Aug. 30, 2003	North Carolina	Away	13/--	37-0	ACC
Nov. 1, 2003	Notre Dame	Away	5/--	37-0	
Nov. 4, 2006	Virginia	Home	--/	33-0	ACC
Sept. 6, 2008	Western Carolina	Home	--/	69-0	
Sept. 25, 2010	Wake Forest	Home	--/	31-0	ACC
Sept. 3, 2011	ULM	Home	6/--	34-0	
Oct. 29, 2011	North Carolina State	Home	--/	34-0	ACC
Sept. 8, 2012	Savannah State	Home	6/--	55-0	Consecutive - 1
Sept. 15, 2012	Wake Forest	Home	5/--	52-0	Consecutive - 2 ACC
Oct. 5, 2013	Maryland	Home	8/25	63-0	ACC
Sept. 18, 2015	Boston College	Away	9/--	14-0	ACC

Multiple Home Shutouts, One Season: 1949, 1951, 1955, 1958, 1960, 1962, 1963, 1964, 1966, 1993, 1997, 2011

Multiple Road Shutouts, One Season: 1962, 1963, 1964, 2003

Consecutive Seasons with a Shutout: 10 (1958-1967)

Shutouts vs. Ranked Teams: 5

Shutouts as Ranked Team: 26

Largest Margin: 69-0 vs. Western Carolina, 2008

Closest Margin: 0-0 (Three Times), last at Southern Miss, 1963

# YEAR-BY-YEAR TEAM STATISTICS

YEAR	POINTS		RUSHING		PASSING		PASS	PASS YDS	TOTAL OFF	YARDS	PENALTIES	FUM-LOST
	PER GAME	TDS	ATT - YARDS - AVG		ATT - COMP - INT	YARDS	PER GAME	PLAYS - YARDS	PER GAME			
2022	36.1	62	509 - 2783 - 214.1		395 - 249 - 7	3512	270.2	904 - 6295	484.2	87	15-7	
	20.6	32	514 - 2033 - 156.4		349 - 197 - 8	2150	165.4	863 - 4183	321.8	96	13-8	
2021	27.6	43	446 - 2133 - 177.8		340 - 209 - 12	2419	201.6	786 - 4552	379.3	83	20-7	
	26.5	41	478 - 1735 - 144.6		397 - 231 - 14	2798	233.2	875 - 4533	377.8	102	16-6	
2020	25.8	30	352 - 1799 - 199.9		292 - 159 - 13	1771	196.8	644 - 3570	396.7	80	11-4	
	36.0	43	350 - 1793 - 199.2		285 - 189 - 8	2314	257.1	635 - 4107	456.3	69	11-6	
2019	27.9	49	477 - 1829 - 140.7		432 - 279 - 11	3479	267.6	909 - 5308	408.3	119	21-8	
	27.8	40	535 - 1917 - 147.5		504 - 308 - 8	3597	276.7	1039 - 5514	424.2	87	21-10	
2018	21.9	33	392 - 1093 - 91.1		455 - 260 - 13	3241	270.1	847 - 4334	361.2	110	22-13	
	31.5	47	503 - 1772 - 147.7		451 - 246 - 12	3224	268.7	954 - 4996	416.3	69	17-3	
2017	27.8	44	463 - 2024 - 155.7		345 - 202 - 13	2551	196.2	808 - 4575	351.9	78	19-8	
	21.2	34	466 - 1763 - 135.6		440 - 243 - 9	2541	195.5	906 - 4304	331.1	60	10-6	
2016	35.1	57	518 - 2630 - 202.3		421 - 244 - 8	3433	264.1	939 - 6063	466.4	100	23-12	
	25.0	40	457 - 1664 - 128.0		404 - 224 - 15	2874	221.1	861 - 4538	369.1	86	15-8	
2015	31.7	50	425 - 2187 - 168.2		419 - 264 - 9	3325	255.8	844 - 5512	424.0	89	16-6	
	17.5	26	493 - 1889 - 145.3		443 - 252 - 8	2491	191.6	936 - 4380	336.9	74	16-7	
2014	33.7	56	451 - 1933 - 138.1		516 - 330 - 20	4246	303.3	967 - 6179	441.4	87	23-12	
	25.6	44	573 - 2382 - 170.1		435 - 248 - 14	3175	226.8	1008 - 5557	396.9	77	23-12	
2013	51.6	94	505 - 2844 - 203.1		442 - 288 - 13	4423	315.9	947 - 7267	519.1	79	13-5	
	12.1	21	536 - 1747 - 124.8		427 - 222 - 26	2193	156.6	963 - 3940	281.4	71	17-9	
2012	39.3	68	513 - 2882 - 205.9		428 - 288 - 10	3709	264.9	941 - 6591	470.8	89	24-17	
	14.7	23	469 - 1287 - 91.9		453 - 221 - 11	2266	161.9	922 - 3553	253.8	69	19-10	
2011	30.6	48	437 - 1458 - 112.2		383 - 247 - 12	3341	257.0	820 - 4799	369.2	103	18-6	
	15.1	25	458 - 1075 - 82.7		401 - 237 - 16	2500	192.3	859 - 3575	275.0	75	18-7	
2010	31.4	53	500 - 2400 - 171.4		397 - 250 - 13	2938	209.9	897 - 5338	381.3	88	24-10	
	19.6	31	529 - 1802 - 128.7		477 - 278 - 15	3150	225.0	1006 - 4952	353.7	98	23-12	
2009	30.1	48	422 - 2215 - 170.4		437 - 296 - 13	3534	271.8	859 - 5478	421.4	89	26-13	
	30.0	53	194 - 2961 - 227.8		343 - 205 - 14	2990	230.0	837 - 5650	434.6	80	20-13	
2008	33.4	51	483 - 2328 - 179.1		387 - 211 - 16	2506	192.8	870 - 4834	371.8	102	23-10	
	20.2	29	450 - 1723 - 132.5		342 - 175 - 9	2111	162.4	792 - 3834	294.9	76	24-17	
2007	23.3	32	447 - 1659 - 127.6		466 - 256 - 10	3143	241.8	913 - 4802	369.4	108	21-12	
	22.9	38	454 - 1516 - 116.6		464 - 264 - 17	3190	245.4	918 - 4706	362.0	101	23-11	
2006	26.5	42	363 - 1255 - 96.5		439 - 239 - 16	3039	233.8	802 - 4294	330.3	89	26-11	
	19.8	31	421 - 1203 - 92.5		414 - 227 - 12	2578	198.3	835 - 3781	290.8	82	19-7	
2005	28.9	46	376 - 1222 - 94.0		526 - 303 - 19	3674	282.6	902 - 4896	376.6	114	19-8	
	22.0	34	492 - 1409 - 108.4		404 - 239 - 12	2611	200.8	896 - 4020	309.2	93	25-11	
2004	25.2	40	460 - 1944 - 162.0		402 - 215 - 15	2526	210.5	862 - 4470	372.5	116	16-7	
	14.1	13	418 - 997 - 83.1		380 - 204 - 16	2409	200.8	798 - 3406	283.8	82	22-13	
2003	32.2	52	469 - 1734 - 133.4		438 - 249 - 13	3505	269.6	907 - 5239	403.0	91	29-12	
	16.7	23	472 - 1552 - 119.4		449 - 247 - 15	2768	212.9	921 - 4320	332.3	90	28-18	
2002	30.6	53	562 - 2618 - 187.0		419 - 217 - 10	2955	211.1	981 - 5513	398.1	109	22-11	
	21.5	35	497 - 1831 - 130.8		465 - 249 - 16	3293	235.2	962 - 5124	366.0	104	30-16	
2001	33.9	48	434 - 1756 - 192.2		325 - 184 - 13	2931	266.5	759 - 4687	426.1	93	15-8	
	26.1	36	398 - 1386 - 154.5		373 - 206 - 15	2534	230.4	771 - 3920	356.4	93	20-10	
2000	42.4	67	455 - 1980 - 165.0		469 - 290 - 14	4608	384.0	924 - 6588	549.0	123	10-7	
	10.2	15	387 - 887 - 73.9		447 - 220 - 19	2437	203.1	834 - 3324	277.0	132	29-14	
1999	34.3	49	397 - 1356 - 123.5		423 - 250 - 17	3332	302.9	820 - 4683	425.7	109	11-4	
	14.5	20	357 - 1057 - 98.8		305 - 217 - 22	2264	205.8	672 - 3351	304.6	96	18-7	
1998	32.1	43	515 - 1797 - 149.8		357 - 185 - 9	3019	251.6	872 - 4816	401.3	117	22-12	
	11.5	16	412 - 958 - 79.8		335 - 138 - 18	1620	135.0	747 - 2578	214.8	78	27-14	
1997	39.7	55	344 - 1233 - 112.1		440 - 262 - 11	3740	340.0	784 - 4973	452.1	113	18-6	
	15.2	22	379 - 571 - 51.9		338 - 164 - 22	2084	189.5	717 - 2655	241.4	82	20-10	
1996	38.7	54	423 - 1958 - 178.2		335 - 181 - 14	2541	231.0	759 - 4499	409.0	94	18-9	
	11.1	15	418 - 649 - 59.0		358 - 162 - 11	1875	170.5	775 - 2524	229.5	60	26-12	
1995	48.4	72	420 - 2451 - 222.8		465 - 297 - 14	3616	328.7	885 - 6067	551.5	76	18-6	
	18.3	27	446 - 1452 - 132.0		376 - 194 - 16	2347	213.4	822 - 3799	345.4	76	32-19	
1994	36.8	53	412 - 2080 - 189.1		264 - 441 - 18	3234	294.0	853 - 5314	483.1	85	18-13	
	16.6	22	377 - 1077 - 97.9		180 - 376 - 15	1860	169.1	753 - 2937	267.0	73	21-13	
1993	43.2	70	470 - 2667 - 222.3		327 - 469 - 6	3909	325.8	939 - 6576	548.0	102	18-12	
	9.4	15	397 - 1182 - 98.5		181 - 376 - 15	2232	186.0	773 - 3414	284.5	68	15-9	
1992	38.1	56	464 - 2252 - 204.7		214 - 387 - 17	2828	257.1	851 - 5080	461.8	89	27-14	
	15.6	19	400 - 1103 - 100.3		182 - 386 - 18	2114	192.2	786 - 3217	292.5	62	24-13	
1991	36.6	57	507 - 2287 - 190.6		234 - 390 - 11	3114	259.5	897 - 5401	450.1	89	15-6	
	15.5	23	398 - 994 - 82.8		192 - 378 - 25	2381	198.4	776 - 3375	281.3	62	23-12	
1990	39.5	57	422 - 2137 - 194.3		348 - 222 - 10	2785	253.2	770 - 4922	447.5	89	14-6	
	17.2	22	465 - 1646 - 149.6		318 - 163 - 21	1830	166.4	783 - 3476	316.0	72	34-16	
1989	34.8	48	393 - 1517 - 137.9		387 - 230 - 11	3448	313.5	780 - 4965	451.4	89	23-14	
	16.5	20	456 - 1496 - 136.0		325 - 161 - 23	2063	187.5	781 - 3559	323.5	74	26-16	
1988	40.2	58	443 - 2195 - 199.5		319 - 188 - 18	2676	243.3	762 - 4871	442.8	93	16-7	
	15.0	21	481 - 1662 - 151.1		278 - 110 - 18	1443	131.2	759 - 3105	282.3	83	29-9	
1987	40.9	55	530 - 2995 - 272.3		318 - 173 - 11	2366	215.1	848 - 5361	487.4	78	20-14	
	12.3	15	422 - 1453 - 132.1		310 - 129 - 15	1563	142.1	732 - 3016	274.2	59	31-17	
1986	33.2	45	464 - 2055 - 186.8		301 - 164 - 14	2142	194.7	775 - 4197	381.6	81	29-12	
	18.6	26	466 - 1432 - 130.2		290 - 141 - 15	1845	167.7	756 - 3277	297.9	65	34-14	
1985	33.5	45	503 - 2369 - 215.4		277 - 149 - 17	2078	188.9	781 - 4447	404.3	79	35-15	
	21.4	30	457 - 1617 - 147.0		308 - 164 - 22	1924	174.9	765 - 3541	321.9	67	21-8	

MEDIA

PREVIEW

TEAM

COACHES

REVIEW

HONORS

PROS

RECORDS

FSU

# YEAR-BY-YEAR TEAM STATISTICS

YEAR	POINTS		RUSHING		PASSING		PASS	PASS YDS	TOTAL OFF	YARDS	PENALTIES	FUM-LOST
	PER GAME	TDS	ATT - YARDS - AVG		ATT - COMP - INT	YARDS	PER GAME	PLAYS - YARDS	PER GAME			
1984	35.3	48	571 - 3021 - 274.6		236 - 119 - 9	1938	176.2	807 - 4959	450.8	89	34-15	
	21.3	29	452 - 1719 - 156.3		308 - 157 - 14	2390	217.3	760 - 4109	373.6	83	27-11	
1983	32.1	49	518 - 2522 - 229.3		313 - 176 - 14	2367	215.2	830 - 4889	444.5	73	25-18	
	28.1	37	476 - 1977 - 179.7		295 - 173 - 10	2202	200.2	772 - 4179	379.9	69	20-8	
1982	35.3	53	477 - 2339 - 212.6		348 - 190 - 14	2785	253.2	825 - 5124	465.8	70	33-17	
	22.0	31	529 - 2181 - 198.3		283 - 135 - 24	1912	173.8	812 - 4030	366.4	65	27-10	
1981	21.8	31	492 - 1955 - 177.7		309 - 157 - 18	1888	171.6	801 - 3843	349.4	56	24-13	
	26.0	36	481 - 1836 - 166.9		312 - 169 - 11	2367	215.2	793 - 4203	382.1	52	29-14	
1980	32.0	41	603 - 2138 - 194.4		232 - 136 - 11	1597	145.2	835 - 3735	339.6	49	23-6	
	7.7	10	408 - 984 - 89.5		241 - 106 - 18	1306	118.7	649 - 2290	208.2	57	27-19	
1979	29.0	39	515 - 1861 - 169.2		340 - 174 - 17	2214	201.3	855 - 4075	370.5	63	17-8	
	12.4	18	448 - 1304 - 118.6		267 - 91 - 23	1365	124.1	715 - 2669	242.6	48	45-15	
1978	28.4	42	476 - 1773 - 161.2		369 - 206 - 16	2749	249.9	845 - 4522	411.1	53	19-9	
	18.9	29	494 - 2000 - 181.8		228 - 117 - 17	1587	144.3	722 - 3587	326.1	49	32-18	
1977	24.9	34	462 - 1637 - 148.8		323 - 176 - 16	2466	224.2	785 - 4103	373.0	58	22-14	
	13.9	16	560 - 1773 - 161.2		215 - 91 - 14	1167	106.1	775 - 2940	267.3	48	33-14	
1976	18.6	26	488 - 1826 - 166.0		247 - 137 - 14	2040	185.5	741 - 3866	351.5	40	33-19	
	23.5	33	630 - 3069 - 279.9		135 - 68 - 5	949	86.3	770 - 3942	358.4	51	32-17	
1975	17.0	25	519 - 1803 - 163.9		252 - 136 - 12	1885	171.4	771 - 3688	335.3	71	33-16	
	19.4	26	594 - 2755 - 250.5		116 - 53 - 11	698	63.5	710 - 3453	313.9	53	41-23	
1974	11.8	17	432 - 1703 - 154.8		293 - 153 - 20	1769	160.8	725 - 3472	315.6	85	33-19	
	26.3	38	641 - 3069 - 279.0		161 - 81 - 8	1399	127.2	802 - 4468	406.2	46	42-24	
1973	8.9	13	377 - 1166 - 106.0		325 - 138 - 21	1698	154.4	702 - 2864	260.3	63	39-22	
	30.1	43	605 - 3041 - 276.5		252 - 130 - 15	1855	168.7	857 - 4896	445.1	75	36-15	
1972	26.2	39	421 - 1500 - 136.4		389 - 209 - 23	2974	270.4	810 - 4474	406.7	74	28-16	
	20.4	31	533 - 1919 - 174.5		268 - 125 - 22	1709	155.4	801 - 3628	329.2	51	30-14	
1971	24.6	33	411 - 1305 - 118.6		338 - 186 - 20	2750	250.0	749 - 4055	368.6	61	32-20	
	11.7	15	514 - 1472 - 133.8		259 - 122 - 17	1389	126.3	773 - 2861	260.1	50	33-16	
1970	23.1	31	442 - 1379 - 125.4		345 - 175 - 16	2838	258.0	787 - 4217	383.4	71	31-22	
	17.7	26	519 - 1861 - 169.2		296 - 133 - 17	1661	151.0	815 - 3532	320.2	52	32-15	
1969	22.0	27	421 - 1049 - 104.9		356 - 191 - 19	2550	255.0	777 - 3599	359.9	62	42-27	
	18.2	25	468 - 1560 - 156.0		225 - 103 - 20	1239	123.9	693 - 2799	279.9	51	36-20	
1968	28.1	37	436 - 1484 - 148.4		356 - 195 - 13	2844	284.4	792 - 4328	432.8	55	13-9	
	18.0	24	462 - 1811 - 181.1		226 - 115 - 25	1392	139.2	688 - 3203	320.3	44	27-12	
1967	23.3	30	371 - 1202 - 120.2		352 - 190 - 21	2584	258.4	723 - 3786	378.6	57	21-13	
	17.0	22	445 - 1509 - 150.9		194 - 86 - 17	1146	114.6	639 - 2655	265.5	54	30-12	
1966	25.4	34	384 - 1277 - 127.7		350 - 187 - 14	2467	246.7	734 - 3744	374.4	53	10-5	
	18.7	23	384 - 1453 - 145.3		229 - 112 - 18	1543	154.3	613 - 2996	199.6	46	22-14	
1965	12.1	15	384 - 1396 - 139.6		256 - 114 - 15	1296	129.6	640 - 2692	269.2	53	13-5	
	11.9	16	436 - 1835 - 183.5		181 - 89 - 5	1212	121.2	577 - 2517	251.7	50	21-14	
1964	22.7	29	409 - 1386 - 138.6		249 - 147 - 10	2029	202.9	658 - 3415	341.5	58	17-9	
	6.6	10	349 - 750 - 75.0		195 - 76 - 10	1061	106.1	545 - 1811	181.1	62	32-23	
1963	16.7	23	380 - 1344 - 134.4		181 - 90 - 11	1156	115.6	561 - 2500	250.0	52	29-15	
	9.3	12	446 - 1384 - 138.4		172 - 83 - 10	885	88.5	618 - 2269	226.9	28	24-10	
1962	17.0	23	450 - 1541 - 154.1		223 - 118 - 9	1596	159.6	673 - 3137	313.7	60	19-11	
	6.9	10	379 - 1301 - 130.1		148 - 67 - 14	693	69.3	527 - 1994	199.4	51	28-12	
1961	9.3	12	454 - 1484 - 148.4		140 - 69 - 9	672	67.2	594 - 2156	215.6	49	19-10	
	12.8	18	424 - 1526 - 152.6		178 - 89 - 12	1132	113.2	602 - 2658	265.8	66	29-14	
1960	11.1	16	425 - 1289 - 128.9		200 - 96 - 14	1046	104.6	625 - 2335	233.5	49	18-12	
	13.6	18	479 - 1840 - 184.0		153 - 80 - 10	993	99.3	632 - 2833	283.3	51	32-16	
1959	14.9	22	435 - 1267 - 126.7		212 - 104 - 10	1222	122.2	647 - 2489	248.9	42	27-16	
	13.2	10	474 - 1591 - 159.1		163 - 75 - 14	1090	109.0	637 - 2681	268.1	74	17-9	
1958	21.2	29	441 - 1773 - 177.3		176 - 80 - 15	1043	104.3	617 - 2816	281.6	64	26-16	
	10.9	15	482 - 1646 - 164.6		126 - 51 - 14	675	67.5	608 - 2321	232.1	53	31-20	
1957	13.6	20	443 - 1642 - 164.2		164 - 71 - 17	786	78.6	607 - 2428	242.8	56	27-18	
	16.5	24	512 - 2127 - 212.7		126 - 61 - 10	789	78.9	628 - 2916	291.6	52	36-26	
1956	17.8	26	443 - 1727 - 172.7		151 - 82 - 7	960	96.0	594 - 2687	268.7	69	22-15	
	11.6	19	476 - 1827 - 182.7		123 - 61 - 11	812	81.2	599 - 2639	263.9	58	29-17	
1955	14.7	22	424 - 1517 - 151.7		147 - 75 - 12	990	99.0	571 - 2507	250.7	57	26-14	
	18.6	27	500 - 1960 - 196.0		146 - 73 - 10	1089	108.9	646 - 3049	304.9	60	29-18	
1954	23.4	39	432 - 1689 - 153.6		216 - 107 - 21	1745	158.6	648 - 3428	311.6	67	29-16	
	13.0	22	469 - 1798 - 163.5		187 - 72 - 20	900	81.8	656 - 2698	245.3	52	44-25	
1953	18.3	27	507 - 2142 - 214.2		165 - 63 - 20	936	93.6	672 - 3078	307.8	76	24-15	
	14.6	22	438 - 1595 - 159.5		149 - 50 - 8	628	62.8	587 - 2223	222.3	48	34-22	
1952	10.1	15	640 - 1600 - 160.0		174 - 64 - 20	821	82.1	814 - 2421	242.1	61	34-19	
	26.1	38	626 - 2048 - 204.8		153 - 74 - 15	1162	116.2	779 - 3210	321.0	64	28-18	
1951	24.3	29	n/a		n/a	n/a	n/a	n/a	n/a	n/a	n/a	
	9.0	10	n/a		n/a	n/a	n/a	n/a	n/a	n/a	n/a	
1950	27.4	33	420 - 1807 - 225.9		119 - 44 - 12	939	117.4	539 - 2746	343.3	n/a	n/a	
	6.8	8	352 - 818 - 102.2		138 - 60 - 19	572	71.5	490 - 1390	173.8	n/a	n/a	
1949	30.2	41	2187 - 243.0		107 - 35 - 13	716	79.6	84 - 2403	322.6	n/a	44-19	
	5.9	8	741 - 82.3		175 - 61 - 24	671	74.6	118 - 1351	156.9	n/a	41-17	
1948	19.0	24	1682 - 210.3		84 - 35 - 11	721	90.1	107 - 2903	300.4	n/a	18-7	
	8.0	10	721 - 90.1		118 - 47 - 21	630	78.8	175 - 1412	168.9	n/a	15-9	
1947	3.6	3	287 - 57.4		87 - 32 - 14	400	80.0	87 - 687	137.4	n/a	n/a	
	18.0	14	n/a		n/a	n/a	n/a	n/a	n/a	n/a	n/a	

Florida State numbers in bold.

# FLORIDA STATE VS. ALL OPPONENTS

Team	First MTG	Last MTG	Last Site	Last Score	W	L	T
Abilene Christian	1953	1957	H	34-7	1	2	0
Alabama <sup>3</sup>	1965	2017	N	7-24	1	3	1
UAB <sup>3</sup>	2001	2007	H	34-24	3	0	0
Alabama State	2019	2019	H	49-12	1	0	0
Arizona State <sup>1</sup>	1971	2019	N	14-20	3	2	0
Auburn <sup>1</sup>	1954	2013	N	34-31	5	13	1
Baylor	1965	1974	H	17-21	1	2	0
Bethune-Cookman	2013	2013	H	54-6	1	0	0
Boise State	2019	2019	H	31-36	0	1	0
Boston College <sup>3</sup>	1957	2022	H	44-14	15	5	0
Brigham Young	1991	2010	H	34-10	4	0	0
UCF	1995	1995	H	46-14	1	0	0
Charleston Southern	2011	2016	H	52-8	2	0	0
Chattanooga	1984	2015	H	52-13	3	0	0
Cincinnati	1977	1990	H	70-21	6	0	0
The Citadel	1955	2014	H	37-12	6	0	1
Clemson	1970	2022	H	28-34	20	15	0
Colorado <sup>3</sup>	2003	2008	N	39-21	3	0	0
Colorado State	1972	1974	H	7-14	1	1	0
Cumberland	1947	1948	H	30-0	1	1	0
Delaware State	2017	2017	H	77-6	1	0	0
Delta State	1951	1951	H	34-0	1	0	0
Duke <sup>4</sup>	1992	2020	H	56-35	21	0	0
Duquesne	2022	2022	H	47-7	1	0	0
East Carolina	1980	1990	H	45-24	7	0	0
Erskine	1948	1949	H	26-7	1	1	0
Florida <sup>1</sup>	1958	2022	H	45-38	27	37	2
Furman	1952	1987	H	41-10	8	2	0
George Washington	1961	1961	H	15-7	1	0	0
Georgia <sup>1</sup>	1954	2002	N	13-26	4	6	1
Georgia Southern	1988	1990	H	48-6	2	0	0
Georgia Tech	1952	2022	H	41-16	15	11	1
Houston <sup>1</sup>	1960	2015	H	24-38	2	13	2
Idaho	2013	2013	H	80-14	1	0	0
Indiana <sup>1</sup>	1986	1986	N	27-13	1	0	0
Iowa State	1975	2002	N	38-31	1	1	0
Jacksonville NAS	1951	1951	A	39-0	1	0	0
Jacksonville State <sup>6</sup>	1947	2021	H	17-20	2	2	0
Kansas	1971	1993	N	42-0	5	2	0
Kansas State	1970	1977	A	18-10	3	0	0
Kentucky <sup>1</sup>	1960	2007	N	28-35	1	4	1
Livingston State	1948	1949	N	6-13	1	1	0

Team	First MTG	Last MTG	Last Site	Last Score	W	L	T
ULM	2011	2019	H	45-44	3	0	0
LSU <sup>1</sup>	1968	2022	N	24-23	8	2	0
Louisiana	2022	2022	H	49-17	1	0	0
Louisiana Tech	1952	1999	H	41-7	2	2	0
Louisville	1952	2022	A	35-31	17	6	0
Maryland <sup>3</sup>	1966	2013	H	63-0	22	2	0
UMass	2021	2021	H	59-3	1	0	0
Memphis (State)	1959	1990	N	35-3	10	7	1
Miami <sup>1</sup>	1951	2022	A	45-3	32	35	0
Michigan <sup>1</sup>	1986	2016	N	33-32	2	1	0
Michigan State	1987	1988	H	30-7	2	0	0
Middle Tennessee State	1991	1991	H	39-10	1	0	0
Millsaps	1948	1949	H	40-0	2	0	0
Mississippi	1961	2016	N	45-34	1	1	0
Mississippi College	1948	1950	H	33-0	3	0	0
Mississippi State	1966	1979	H	17-6	7	2	0
Murray State	2012	2012	H	69-3	1	0	0
Navy	1978	1978	H	38-6	1	0	0
Nebraska <sup>1</sup>	1980	1993	N	18-16	6	2	0
Nevada	2013	2013	H	62-7	1	0	0
Newberry	1950	1950	A	24-0	1	0	0
New Mexico State	1964	1964	H	36-0	1	0	0
North Alabama							
North Carolina <sup>1</sup>	1983	2021	A	35-25	17	3	1
NC State <sup>3</sup>	1952	2022	A	17-19	27	16	0
North Texas State	1976	1977	H	35-14	2	0	0
Northern Illinois <sup>1</sup>	2012	2018	H	37-19	2	0	0
Notre Dame <sup>1</sup>	1981	2021	H	38-41	6	5	0
Ohio	1956	1956	H	47-7	1	0	0
Ohio State <sup>1</sup>	1981	1997	N	31-14	3	0	0
Oklahoma <sup>1</sup>	1965	2022	N	35-32	2	6	0
Oklahoma State <sup>1</sup>	1958	2014	N	37-31	4	1	0
Oregon <sup>1</sup>	2014	2014	N	20-59	0	1	0
Penn State <sup>1</sup>	1968	2006	N	23-26	1	1	1
Pitt	1971	2020	H	17-41	4	6	0
Randolph Macon	1950	1950	H	40-7	1	0	0
Rice <sup>3</sup>	2006	2006	H	55-7	1	0	0
Richmond	1959	1961	H	13-7	3	0	0
Samford <sup>6A</sup>	1950	2018	H	36-26	3	0	0
San Diego State	1973	1977	A	16-41	0	2	0
Savannah State	2012	2012	H	55-0	1	0	0
Sewanee	1949	1950	H	14-8	2	0	0

Team	First MTG	Last MTG	Last Site	Last Score	W	L	T
USC	1997	1998	H	30-10	2	0	0
South Carolina <sup>1</sup>	1966	2010	N	26-17	16	3	0
USF	2009	2016	A	55-35	3	1	0
Southern Illinois	1982	1982	H	59-8	1	0	0
Southern Miss <sup>1</sup>	1952	2017	N	42-13	14	8	1
Stetson	1947	1954	A	47-6	6	1	1
Sul Ross State	1951	1951	H	35-12	1	0	0
Syracuse	1966	2022	A	38-3	13	2	0
Tampa	1948	1959	A	33-0	9	2	0
Temple	1984	1984	H	44-27	1	0	0
Tennessee <sup>1</sup>	1958	1998	N	16-23	1	1	0
Tennessee Tech	1947	1958	H	22-7	1	1	0
Texas A&M <sup>1</sup>	1967	1998	N	23-14	4	0	0
TCU	1963	1965	A	3-7	1	2	0
Texas State	2015	2015	H	59-16	1	0	0
Texas Tech <sup>1</sup>	1966	1967	H	40-16	4	1	0
Texas Western <sup>1</sup>	1954	1954	N	20-47	0	1	0
Toledo	1986	1986	H	24-0	1	0	0
Troy (State)	1947	2006	H	24-17	5	1	0
Tulane <sup>2</sup>	1983	1992	H	70-7	10	0	0
Tulsa	1969	1985	H	76-14	5	0	0
UCLA <sup>1&amp;3</sup>	2006	2006	N	44-27	1	0	0
Utah State	1975	1975	H	17-8	1	0	0
Villanova	1954	1957	A	7-21	3	1	0
Virginia <sup>3</sup>	1992	2019	A	24-31	15	4	0
VMI	1952	1954	A	33-19	2	1	0
Virginia Tech <sup>1</sup>	1955	2018	H	3-24	23	13	1
Wake Forest	1956	2022	H	21-31	30	9	1
West Virginia <sup>1</sup>	1982	2009	N	33-21	3	0	0
Western Carolina	1981	2008	H	69-0	3	0	0
Western Michigan <sup>3</sup>	1991	2006	H	28-20	2	0	0
Whiting Field	1949	1949	H	74-0	1	0	0
Wichita State	1969	1986	H	59-3	2	0	0
William & Mary	1959	1960	H	22-0	1	1	0
Wisconsin <sup>1</sup>	2008	2008	N	42-13	1	0	0
Wofford <sup>1</sup>	1949	1952	A	27-13	3	0	0
Wyoming <sup>1</sup>	1966	1966	N	20-28	0	1	0

<sup>1</sup>Bowl Games Included; <sup>2</sup>Forfeit Included; <sup>3</sup>Record indicates vacated win; <sup>4</sup>Record includes two vacated wins; <sup>5</sup>Formerly known as Alabama State in 1947; <sup>6A</sup>Formerly known as Howard in 1950

## HOMECOMING RESULTS (60-12-1)

Year	Opponent	FSU	Opp	Year	Opponent	FSU	Opp	Year	Opponent	FSU	Opp	Year	Opponent	FSU	Opp
1948	Tampa	33	12	1972	Colorado State	33	0	1996	Virginia	31	24	2020	No Homecoming Game (Pandemic)		
1949	Millsaps	40	0	1973	Memphis State	10	13	1997	NC State	48	35	2021	UMass	59	3
1950	Sewanee	14	8	1974	Virginia Tech	21	56	1998	Clemson	48	0	2022	No Homecoming Game (Hurricane Ian)		
1951	Stetson	13	10	1975	Miami	22	24	1999	Wake Forest	33	10				
1952	Furman	0	9	1976	Southern Miss	30	27	2000	Duke	63	14				
1953	Stetson	13	6	1977	North Texas State	35	14	2001	NC State	28	34				
1954	Furman	33	14	1978	Navy	38	6	2002	North Carolina	40	14				
1955	The Citadel	39	0	1979	South Carolina	27	7	2003	NC State (OT)	50	44				
1956	Wake Forest	14	14	1980	Boston College	41	7	2004	Duke	29	7				
1957	Virginia Tech	20	7	1981	Western Carolina	56	31	2005	Maryland	35	27				
1958	Tampa	43	0	1982	Southern Illinois	59	8	2006	Western Michigan	28	20				
1959	William & Mary	0	9	1983	Cincinnati	43	17	2007	Duke	25	6				
1960	Kentucky	0	23	1984	Chattanooga	37	0	2008	Boston College	17	27				
1961	Southern Miss	0	12	1985	Western Carolina	50	10	2009	NC State	45	42				
1962	Houston	0	7	1986	Southern Miss	49	13	2010	North Carolina	35	37				
1963	NC State	14	0	1987	Tulane	73	14	2011	Virginia	13	14				
1964	Kentucky	48	6	1988	Georgia Southern	28	10	2012	Duke	48	7				
1965	Wake Forest	35	0	1989	South Carolina	35	10	2013	Syracuse	59	3				
1966	Wake Forest	28	0	1990	Cincinnati	70	21	2014	Virginia	34	20				
1967	Texas Tech	28	12	1991	Middle Tennessee State	39	10	2015	NC State	34	17				
1968	Wake Forest	42	24	1992	Maryland	69	21	2016	Wake Forest	17	6				
1969	South Carolina	34	9	1993	Wake Forest	54	0	2017	Delaware State	77	6				
1970	Virginia Tech	34	8	1994	Clemson	17	0	2018	Wake Forest	38	17				
1971	Mississippi State	27	9	1995	Georgia Tech	42	10	2019	Syracuse	35	17				

## BEST PERFORMANCES BY OPPONENTS

Individual	Value	Player	Opponent	Year
Most Yards Rushing	304	Sam DeJarnette	Southern Miss	1982
Most Rushing Attempts	43	Sam DeJarnette	Southern Miss	1982
Most Yards Passing	532	Jeff VanRaaphorst	Arizona State	1984
Most Passes Attempted	62	Scott Milanovich	Maryland	1995
Most Passes Completed	46	Scott Milanovich	Maryland	1995
Most Passes Caught	16	Alvin Pearman	Virginia	2003
	16	Geroy Simon	Maryland	1995
Most Yards Receiving	229	Gary Williams	Ohio State	1981
Longest TD Run From Scrimmage	94	Roger Craig	Nebraska	1981
Longest Punt Return	87	Darrell Blackman (TD)	North Carolina State	2004
Most TDs on Returns	2	Henry Williams	East Carolina	1983
	2	Justin Miller	Clemson	2004 (2 kickoffs)
Most Interceptions	4	Bryant Gilliard	South Carolina	1984
Longest Interception Return	99	Trey Songy (TD)	Tulane	1983
Longest Kickoff Return	100	Anthony Collins (TD)	East Carolina	1980
Longest Pass Play	95	Ronnie Fletcher to Ben Hart (TD)	Oklahoma (65 Gator)	1964
Longest Punt	77	Jim Walton	Boston College	1976
		Rob Rajsich	Miami	1978
Longest Field Goal	61	Wayne Latimer	Virginia Tech	1975
Most Field Goals	6	Bobby Raymond		

# FLORIDA STATE SERIES HISTORY

**MEDIA**  
**PREVIEW**  
**TEAM**  
**COACHES**  
**REVIEW**  
**HONORS**  
**PROS**  
**RECORDS**  
**FSU**

**Abilene Christian (1-2-0)**

10/10/1953	Tallahassee	L	7-20
9/25/1954	Tallahassee	L	0-13
10/19/1957	Tallahassee	W	34-7

**Alabama (1-3-1)**

10/23/1965	Tuscaloosa	L	0-21
9/23/1967	Birmingham	T	37-37
10/12/1974	Tuscaloosa	L	7-8
9/29/2007	Jacksonville	W*	21-14
9/2/2017	Atlanta	L	7-24

\*Victory vacated

**Alabama State (1-0-0)**

11/16/2019	Tallahassee	W	49-12
------------	-------------	---	-------

**Arizona State (3-2-0)**

12/27/1971	Tempe^	L	38-45
9/15/1979	Tampa	W	31-3
10/29/1983	Tempe	W	29-26
11/3/1984	Tempe	W	52-44
12/31/2019	El Paso#	L	14-20

^Fiesta Bowl; #Sun Bowl

**Auburn (5-13-1)**

10/23/1954	Auburn	L	0-33
11/24/1956	Auburn	L	7-13
11/23/1957	Tallahassee	L	7-29
11/19/1960	Auburn	L	21-57
11/24/1962	Auburn	T	14-14
11/23/1963	Auburn	L	15-21
10/28/1972	Auburn	L	14-27
10/26/1974	Auburn	L	6-38
10/25/1975	Tallahassee	L	14-17
10/23/1976	Auburn	L	19-31
10/22/1977	Tallahassee	W	24-3
10/1/1983	Auburn	L	24-27
10/13/1984	Tallahassee	L	41-42
10/12/1985	Auburn	L	27-59
11/7/1987	Auburn	W	34-6
1/2/1989	New Orleans^	W	13-7
10/21/1989	Tallahassee	W	22-14
10/20/1990	Auburn	L	17-20
1/6/2014	Pasadena\$	W	34-31

^Sugar Bowl; \$BCS National Championship

**Baylor (1-2-0)**

10/2/1965	Tallahassee	W	9-7
10/6/1973	Waco	L	14-21
10/5/1974	Tallahassee	L	17-21

**Bethune-Cookman (1-0-0)**

9/21/2013	Tallahassee	W	54-6
-----------	-------------	---	------

**Boise State (0-1-0)**

8/31/2019	Tallahassee	L	31-36
-----------	-------------	---	-------

**Boston College (15-5-0)**

9/28/1957	Chestnut Hill	L	7-10
10/9/1976	Chestnut Hill	W	28-9
10/18/1980	Tallahassee	W	41-7
9/17/2005	Chestnut Hill	W	28-17
10/21/2006	Tallahassee	L	19-24
11/3/2007	Chestnut Hill	W*	27-17
11/15/2008	Tallahassee	L	17-27
10/3/2009	Chestnut Hill	L	21-28
10/16/2010	Tallahassee	W	24-19
11/3/2011	Chestnut Hill	W	38-7
10/13/2012	Tallahassee	W	51-7
9/28/2013	Chestnut Hill	W	48-34
11/22/2014	Tallahassee	W	20-17
9/18/2015	Chestnut Hill	W	14-0
11/11/2016	Tallahassee	W	45-7
10/27/2017	Chestnut Hill	L	3-35
11/17/2018	Tallahassee	W	22-21
11/09/2019	Chestnut Hill	W	38-31
11/20/2021	Chestnut Hill	W	26-23
9/24/2022	Tallahassee	W	44-14

\*Victory vacated

**BYU (4-0-0)**

8/29/1991	Anaheim	W	44-28
8/26/2000	Jacksonville	W	29-3
9/19/2009	Provo	W	54-28
9/18/2010	Tallahassee	W	34-10

**Charleston Southern (2-0-0)**

9/10/2011	Tallahassee	W	62-10
9/10/2016	Tallahassee	W	52-8

**Chattanooga (3-0-0)**

11/17/1984	Tallahassee	W	37-0
9/13/2008	Tallahassee	W	46-7
11/21/2015	Tallahassee	W	52-13

**Cincinnati (6-0-0)**

10/8/1977	Tallahassee	W	14-0
10/7/1978	Tallahassee	W	26-21
11/3/1979	Cincinnati	W	26-21

9/4/1982	Tallahassee	W	38-31
10/15/1983	Tallahassee	W	43-17
11/10/1990	Tallahassee	W	70-21

**The Citadel (6-0-1)**

11/19/1955	Tallahassee	W	39-0
9/26/1959	Tallahassee	W	47-6
10/8/1960	Charleston	T	0-0
11/11/1961	Tallahassee	W	44-8
9/15/1962	Tallahassee	W	49-0
9/10/2005	Tallahassee	W	62-10
9/6/2014	Tallahassee	W	37-12

**Clemson (20-15-0)**

11/7/1970	Tallahassee	W	38-13
11/1/1975	Clemson	W	43-7
10/30/1976	Tallahassee	L	12-15
9/17/1988	Clemson	W	24-21
9/9/1989	Tallahassee	L	23-34
9/12/1992	Clemson	W	24-20
9/11/1993	Tallahassee	W	57-0
10/22/1994	Tallahassee	W	17-0
9/9/1995	Clemson	W	45-26
10/5/1996	Tallahassee	W	34-3
9/20/1997	Clemson	W	35-28
10/17/1998	Tallahassee	W	48-0
10/23/1999	Clemson	W	17-14
11/4/2000	Tallahassee	W	54-7
11/3/2001	Clemson	W	41-27
10/3/2002	Tallahassee	W	48-31
11/8/2003	Clemson	L	10-26
9/25/2004	Tallahassee	W	41-22
11/12/2005	Clemson	L	14-35
9/16/2006	Tallahassee	L	20-27
9/3/2007	Clemson	L	18-24
11/8/2008	Tallahassee	W	41-27
11/7/2009	Clemson	L	24-40
11/13/2010	Tallahassee	W	16-13
9/24/2011	Clemson	L	30-35
9/22/2012	Tallahassee	W	49-37
10/19/2013	Clemson	W	51-14
9/20/2014	Tallahassee	W	23-17 (OT)
11/7/2015	Clemson	L	13-23
10/29/2016	Tallahassee	L	34-37
11/1/2017	Clemson	L	14-31
10/27/2018	Tallahassee	L	10-59
10/12/2019	Clemson	L	14-45
10/30/2021	Clemson	L	20-30
10/15/2022	Tallahassee	L	28-34

**Colorado (3-0-0)**

9/20/2003	Tallahassee	W	47-7
9/15/2007	Boulder	W*	16-6
9/27/2008	Jacksonville	W	39-21

\*Victory vacated

**Colorado State (1-1-0)**

10/21/1972	Tallahassee	W	37-0
9/21/1974	Tallahassee	L	7-14

**Cumberland (1-1-0)**

11/11/1947	Lebanon	L	0-6
10/9/1948	Tallahassee	W	30-0

**Delaware State (1-0-0)**

11/18/2017	Tallahassee	W	77-6
------------	-------------	---	------

**Delta State (1-0-0)**

10/13/1951	Tallahassee	W	34-0
------------	-------------	---	------

**Duke (21-0-0)**

9/5/1992	Tallahassee	W	48-21
9/4/1993	Durham	W	45-7
10/29/1994	Tallahassee	W	59-20
9/2/1995	Orlando	W	70-26
9/7/1996	Tallahassee	W	44-7
10/11/1997	Durham	W	51-27
9/19/1998	Tallahassee	W	62-13
10/2/1999	Jacksonville	W	51-23
10/14/2000	Tallahassee	W	63-14
9/1/2001	Durham	W	55-13
9/21/2002	Tallahassee	W	48-17
9/27/2003	Durham	W	56-7
11/6/2004	Tallahassee	W	29-7
10/22/2005	Durham	W	55-24
10/14/2006	Durham	W*	51-24
10/27/2007	Tallahassee	W*	25-6
10/15/2011	Durham	W	41-16
10/27/2012	Tallahassee	W	48-7
12/7/2013	Charlotte!	W	45-7
10/14/2017	Durham	W	17-10
12/12/2020	Tallahassee	W	56-35

!ACC Championship Game  
\*Victory vacated

**Duquesne (1-0-0)**

8/27/2022	Tallahassee	W	47-7
-----------	-------------	---	------

**East Carolina (7-0-0)**

9/20/1980	Tallahassee	W	63-7
10/16/1982	Tallahassee	W	56-17
9/3/1983	Tallahassee	W	47-46
9/1/1984	Tallahassee	W	48-17
9/12/1987	Greenville	W	44-3
10/15/1988	Tallahassee	W	45-21
9/8/1990	Tallahassee	W	45-24

**Ersrine (1-1-0)**

10/16/1948	Anderson	L	6-14
10/15/1949	Tallahassee	W	26-7

**Florida (27-37-2)**

11/22/1958	Gainesville	L	7-21
11/21/1959	Gainesville	L	8-18
9/24/1960	Gainesville	L	0-3
9/30/1961	Gainesville	T	3-3
11/17/1962	Gainesville	L	7-20
11/30/1963	Gainesville	L	0-7
11/21/1964	Tallahassee	W	16-7
11/27/1965	Gainesville	L	17-30
10/8/1966	Tallahassee	L	22-26
11/25/1967	Gainesville	W	21-16
9/28/1968	Tallahassee	L	3-9
10/4/1969	Gainesville	L	6-21
10/10/1970	Tallahassee	L	27-38
10/16/1971	Gainesville	L	15-17
10/7/1972	Tallahassee	L	13-42
12/1/1973	Gainesville	L	0-49
10/19/1974	Tallahassee	L	14-24
10/18/1975	Gainesville	L	8-34
10/16/1976	Tallahassee	L	26-33
12/3/1977	Gainesville	W	37-9
11/25/1978	Tallahassee	W	38-21
11/23/1979	Gainesville	W	27-16
12/6/1980	Tallahassee	W	17-13
11/28/1981	Gainesville	L	3-35
12/4/1982	Tallahassee	L	10-13
12/3/1983	Gainesville	L	14-53
12/1/1984	Tallahassee	L	17-27
11/30/1985	Gainesville	L	14-38
11/29/1986	Tallahassee	L	13-17
11/28/1987	Gainesville	W	28-14
11/26/1988	Tallahassee	W	52-17
12/2/1989	Gainesville	W	24-17
12/1/1990	Tallahassee	W	45-30
11/30/1991	Gainesville	L	9-41
11/28/1992	Tallahassee	W	45-24
11/27/1993	Gainesville	W	33-21
11/26/1994	Tallahassee	T	31-31
1/2/1995	New Orleans^	W	23-17
11/25/1995	Gainesville	L	24-35
11/30/1996	Tallahassee	W	24-21
1/2/1997	New Orleans^	L	20-52
11/22/1997	Gainesville	L	29-32
11/21/1998	Tallahassee	W	23-12
11/20/1999	Gainesville	W	30-23
11/18/2000	Tallahassee	W	30-7
11/17/2001	Gainesville	L	13-37
11/30/2002	Tallahassee	W	31-14
11/29/2003	Gainesville	W	38-34
11/20/2004	Tallahassee	L	13-20
11/26/2005	Gainesville	L	7-34
11/25/2006	Tallahassee	L	14-21
11/24/2007	Gainesville	L	12-45
11/29/2008	Tallahassee	L	15-45
11/28/2009	Gainesville	L	10-37
11/27/2010	Tallahassee	W	31-7
11/26/2011	Gainesville	W	21-7
11/24/2012	Tallahassee	L	26-37
11/30/2013	Gainesville	W	37-7
11/29/2014	Tallahassee	W	24-19
11/28/2015	Gainesville	W	27-2
11/26/2016	Tallahassee	W	31-13
11/25/2017	Gainesville	W	38-22
11/24/2018	Tallahassee	L	14-41
11/30/2019	Gainesville	L	17-40
11/27/2021	Gainesville	L	21-24
11/25/2022	Tallahassee	W	45-38

^Sugar Bowl

**Furman (8-2-0)**

11/15/1952	Tallahassee	L	0-9
11/14/1953	Tallahassee	L	7-14
11/13/1954	Tallahassee	W	33-14
11/11/1955	Greenville	W	19-6
11/10/1956	Tallahassee	W	42-7
9/21/1957	Tallahassee	W	27-7
9/20/1958	Tallahassee	W	42-6
9/29/1962	Tallahassee	W	42-0
11/2/1963	Tallahassee	W	49-6
11/14/1987	Tallahassee	W	41-10

**George Washington (1-0-0)**

9/16/1961	Tallahassee	W	15-7
-----------	-------------	---	------

**Georgia (4-6-1)**

9/18/1954	Tallahassee	L	0-14
10/15/1955	Tallahassee	L	14-47
9/29/1956	Athens	L	0-3

10/11/1958	Jacksonville	L	13-28
10/31/1959	Athens	L	0-42
10/14/1961	Tallahassee	W	3-0
10/20/1962	Athens	W	18-0
10/17/1964	Athens	W	17-14
10/16/1965	Tallahassee	W	10-3
12/22/1984	Orlando^	T	17-17
1/1/2003	New Orleans^	L	13-26

#Citrus Bowl; ^Sugar Bowl

**Georgia Southern (2-0-0)**

10/8
------

# FLORIDA STATE SERIES HISTORY

MEDIA

PREVIEW

TEAM

COACHES

REVIEW

HONORS

PROS

RECORDS

FSU

**Kentucky (1-4-1)**

10/29/1960	Tallahassee	L	0-23
11/4/1961	Lexington	L	0-20
9/22/1962	Lexington	T	0-0
10/10/1964	Tallahassee	W	48-6
10/9/1965	Lexington	L	24-26
12/31/2007	Nashville*	L	28-35

^Music City Bowl

**Louisiana (1-0-0)**

11/29/2022	Tallahassee	W	49-17
------------	-------------	---	-------

**LSU (8-2-0)**

12/30/1968	Atlanta*	L	27-31
10/27/1979	Baton Rouge	W	24-19
9/6/1980	Baton Rouge	W	16-0
10/24/1981	Baton Rouge	W	38-14
11/20/1982	Baton Rouge	L	21-55
9/10/1983	Baton Rouge	W	40-35
9/16/1989	Baton Rouge	W	31-21
10/27/1990	Tallahassee	W	42-3
10/26/1991	Baton Rouge	W	27-16
9/4/2022	New Orleans	W	24-23

^Peach Bowl

**Louisiana Tech (2-2-0)**

9/27/1952	Tallahassee	L	13-32
10/17/1953	Ruston	L	21-32
10/22/1988	Tallahassee	W	66-3
8/28/1999	Tallahassee	W	41-7

**ULM (3-0-0)**

9/3/2011	Tallahassee	W	34-0
12/2/2017	Tallahassee	W	42-10
9/7/2019	Tallahassee	W	45-44 (OT)

**Louisville (17-6-0)**

10/4/1952	Tallahassee	L	14-41
10/3/1953	Tallahassee	W	59-0
10/2/1954	Louisville	W	47-6
9/12/1970	Tallahassee	W	9-7
10/6/1979	Louisville	W	27-0
9/13/1980	Tallahassee	W	52-0
9/5/1981	Tallahassee	W	17-0
11/13/1982	Tallahassee	W	49-14
10/20/1983	Tallahassee	W	51-7
10/25/1986	Louisville	W	54-18
10/17/1987	Tallahassee	W	32-9
11/2/1991	Louisville	W	40-15
9/23/2000	Tallahassee	W	31-0
9/26/2002	Louisville	L	20-26 (OT)
10/30/2014	Louisville	W	42-31
10/17/2015	Tallahassee	W	41-21
9/17/2016	Louisville	L	20-63
10/21/2017	Tallahassee	L	28-31
9/29/2018	Louisville	W	28-24
9/21/2019	Tallahassee	W	35-24
10/24/2020	Louisville	L	16-48
9/25/2021	Tallahassee	L	23-38
9/16/2022	Louisville	W	35-31

**Maryland (22-2-0)**

11/26/1966	Tallahassee	W	45-21
9/21/1968	College Park	W	24-14
11/7/1992	Tallahassee	W	69-21
11/6/1993	College Park	W	49-20
9/10/1994	College Park	W	52-20
11/18/1995	Tallahassee	W	59-17
11/23/1996	Miami	W	48-10
9/13/1997	Tallahassee	W	50-7
10/3/1998	College Park	W	24-10
11/13/1999	Tallahassee	W	49-10
9/28/2000	College Park	W	59-7
10/27/2001	Tallahassee	W	52-31
9/14/2002	College Park	W	37-10
9/6/2003	Tallahassee	W	35-10
10/30/2004	College Park	L	17-20
10/29/2005	Tallahassee	W	35-27
10/28/2006	College Park	L	24-27
11/17/2007	Tallahassee	W*	24-16
11/22/2008	College Park	W	37-3
11/21/2009	Tallahassee	W	29-26
11/20/2010	College Park	W	30-16
10/22/2011	Tallahassee	W	41-16
11/17/2012	College Park	W	41-14
10/5/2013	Tallahassee	W	63-0

^Victory vacated

**UMass (1-0-0)**

10/23/2021	Tallahassee	W	59-3
------------	-------------	---	------

**Memphis (10-7-1)**

10/17/1959	Memphis	L	6-16
11/4/1967	Memphis	W	26-7
10/19/1968	Tallahassee	W	20-10
11/15/1969	Tallahassee	L	26-28
10/17/1970	Memphis	L	12-16

10/20/1973	Tallahassee	L	10-13
11/2/1974	Memphis	L	14-42
11/8/1975	Tallahassee	L	14-17
9/11/1976	Memphis	L	12-21
11/12/1977	Tallahassee	W	30-9
11/17/1979	Tallahassee	W	66-17
10/25/1980	Memphis	W	24-3
9/12/1981	Tallahassee	W	10-5
10/6/1984	Memphis	T	17-17
9/21/1985	Tallahassee	W	19-10
9/19/1987	Tallahassee	W	41-24
11/18/1989	Tallahassee	W	57-20
11/17/1990	Orlando	W	35-3

**Miami (Fla.) (32-35-0)**

10/5/1951	Miami	L	13-35
9/25/1953	Miami	L	0-27
9/30/1955	Miami	L	0-34
11/2/1956	Miami	L	7-20
11/8/1957	Tallahassee	L	13-40
11/7/1958	Miami	W	17-6
10/3/1959	Tallahassee	L	6-7
11/4/1960	Miami	L	7-25
10/5/1962	Miami	L	6-7
9/20/1963	Miami	W	24-0
9/19/1964	Miami	W	14-0
9/24/1966	Miami	W	23-20
9/26/1969	Miami	W	16-14
10/30/1970	Miami	W	27-3
9/18/1971	Miami	W	20-17
9/16/1972	Miami	W	37-14
9/29/1973	Tallahassee	L	10-14
11/8/1974	Miami	W	21-14
11/15/1975	Tallahassee	L	22-24
9/18/1976	Miami	L	0-47
9/24/1977	Tallahassee	L	17-23
9/23/1978	Miami	W	31-21
9/22/1979	Tallahassee	W	40-23
9/27/1980	Miami	L	9-10
11/7/1981	Tallahassee	L	19-27
10/30/1982	Miami	W	24-7
11/12/1983	Tallahassee	L	16-17
9/22/1984	Miami	W	38-3
11/2/1985	Tallahassee	L	27-35
11/1/1986	Miami	L	23-41
10/3/1987	Tallahassee	L	25-26
9/3/1988	Miami	L	0-31
10/28/1989	Tallahassee	W	24-10
10/6/1990	Miami	L	22-31
11/16/1991	Tallahassee	L	16-17
10/3/1992	Miami	L	16-19
10/9/1993	Tallahassee	W	28-10
10/8/1994	Miami	L	20-34
10/7/1995	Tallahassee	W	41-17
10/12/1996	Miami	W	34-16
10/4/1997	Tallahassee	W	47-0
10/10/1998	Miami	W	26-14
10/9/1999	Tallahassee	W	31-21
10/7/2000	Miami	L	24-27
10/13/2001	Tallahassee	L	27-49
10/12/2002	Miami	L	27-28
10/11/2003	Tallahassee	L	14-22
11/2/2004	Miami*	L	14-16
9/10/2004	Miami	L	10-16 (OT)
9/5/2005	Tallahassee	W	10-7
9/4/2006	Miami	W	13-10
10/20/2007	Tallahassee	L	29-37
10/4/2008	Miami Gardens	W	41-39
9/7/2009	Tallahassee	L	34-38
10/9/2010	Miami Gardens	W	45-17
11/12/2011	Tallahassee	W	23-19
10/20/2012	Miami Gardens	W	33-20
11/2/2013	Tallahassee	W	41-14
11/15/2014	Miami Gardens	W	30-26
10/10/2015	Tallahassee	W	29-24
10/8/2016	Miami Gardens	W	20-19
10/7/2017	Tallahassee	L	20-24
10/6/2018	Miami Gardens	L	27-28
11/2/2019	Tallahassee	L	10-27
9/26/2020	Miami Gardens	L	10-52
11/13/2021	Tallahassee	W	31-28
11/5/2022	Miami Gardens	W	45-3

^Orange Bowl

**Michigan (2-1-0)**

9/27/1986	Ann Arbor	L	18-20
9/28/1991	Ann Arbor	W	51-31
12/30/2016	Miami*	W	33-32

^Orange Bowl

**Michigan State (2-0-0)**

9/26/1987	East Lansing	W	31-3
9/24/1988	Tallahassee	W	30-7

**Middle Tennessee (1-0-0)**

10/19/1991	Tallahassee	W	39-10
------------	-------------	---	-------

**Millsaps (2-0-0)**

10/23/1948	Jackson	W	7-6
11/12/1949	Tallahassee	W	40-0

**Mississippi College (3-0-0)**

11/13/1948	Tallahassee	W	26-6
10/8/1949	Clinton	W	33-12
11/18/1950	Tallahassee	W	33-0

**Mississippi State (7-2-0)**

10/22/1966	Tallahassee	W	10-0
10/28/1967	Tallahassee	W	24-12
11/9/1968	Starkville	W	27-14
10/25/1969	Tallahassee	W	20-17
10/9/1971	Tallahassee	W	27-9
10/14/1972	Jackson	W	25-21
10/13/1973	Tallahassee	L	12-37
10/14/1978	Starkville	L	27-55
10/13/1979	Tallahassee	W	17-6

**Murray State (1-0-0)**

9/12/2012	Tallahassee	W	69-3
-----------	-------------	---	------

**Navy (1-0-0)**

11/18/1978	Tallahassee	W	38-6
------------	-------------	---	------

**Nebraska (6-2-0)**

10/4/1980	Lincoln	W	18-14
9/19/1981	Lincoln	L	14-34
9/7/1985	Lincoln	W	17-13
9/6/1986	Lincoln	L	17-34
11/1/1988	Tempe*	W	31-28
1/1/1990	Tempe*	W	41-17
1/1/1993	Miami#	W	27-14
1/1/1994	Miami#	W	18-16

^Fiesta Bowl; #-Orange Bowl

**Nevada (1-0-0)**

9/14/2013	Tallahassee	W	62-7
-----------	-------------	---	------

**New Mexico State (1-0-0)**

10/3/1964	Tallahassee	W	36-0
-----------	-------------	---	------

**Newberry (1-0-0)**

10/21/1950	Newberry	W	24-0
------------	----------	---	------

**North Carolina (17-3-1)**

12/30/1983	Atlanta*	W	28-3
10/26/1985	Chapel Hill	W	20-10
9/20/1986	Tallahassee	T	10-10
10/10/1992	Tallahassee	W	36-13
9/18/1993	Chapel Hill	W	36-13
9/24/1994	Tallahassee	W	31-18
11/11/1995	Chapel Hill	W	28-12
9/28/1996	Tallahassee	W	13-0
11/8/1997	Chapel Hill	W	20-3
10/31/1998	Tallahassee	W	39-13
9/25/1999	Chapel Hill	W	42-10
9/16/2000	Tallahassee	W	63-14
9/22/2001	Chapel Hill	L	9-41
11/16/2002	Tallahassee	W	40-14
8/30/2003	Chapel Hill	W	37-0
10/2/2004	Tallahassee	W	36-16
10/22/2009	Chapel Hill	W	30-27
11/6/2010	Tallahassee	L	35-37
10/1/2016	Tallahassee	L	35-37
10/17/2020	Tallahassee	W	31-28
10/9/2021	Chapel Hill	W	35-25

^Peach Bowl

**North Carolina State (27-16-0)**

10/25/1952	Raleigh	L	7-13
11/28/1953	Tallahassee	W	23-13
10/16/1954	Raleigh	W	13-7
9/17/1955	Tallahassee	W	7-0
10/13/1956	Raleigh	W	14-0
10/12/1957	Tallahassee	L	0-7
11/16/1963	Tallahassee	W	14-0
11/14/1964	Tallahassee	W	28-6
11/13/1965	Raleigh	L	0-3
9/30/1967	Tallahassee	L	10-20
11/16/1968	Raleigh	W	48-7
11/22/1969	Tallahassee	W	48-7
9/19/1992	Raleigh	W	34-13
11/20/1993	Tallahassee	W	62-3
11/19/1994	Raleigh	W	34-3
9/16/1995	Tallahassee	W	77-17
9/19/1996	Raleigh	W	51-17
11/1/1997	Tallahassee	W	48-35
9/12/1998	Raleigh	L	7-24
9/18/1999	Tallahassee	W	42-11
10/28/2000	Raleigh	W	58-14
11/10/2001	Tallahassee	L	28-34
11/23/2002	Raleigh	L	7-17
11/15/2003	Tallahassee	W	50-44 (2OT)
11/11/2004	Raleigh	W	17-10
11/5/2005	Tallahassee	L	15-20

10/5/2006	Raleigh	L	20-24
10/6/2007	Tallahassee	W*	27-10
10/16/2008	Raleigh	W	26-17
10/31/2009	Tallahassee	W	26-17
10/28/2010	Raleigh	L	24-28
10/29/2011	Tallahassee	W	34-0
10/6/2012	Raleigh	L	16-17
10/26/2013	Tallahassee	W	49-17
9/27/2014	Raleigh	W	56-41
11/14/2015	Tallahassee	W	34-17
11/5/2016	Raleigh	W	24-20



# FLORIDA STATE SERIES HISTORY

**MEDIA**  
**PREVIEW**  
**TEAM**  
**COACHES**  
**REVIEW**  
**HONORS**  
**PROS**  
**RECORDS**  
**FSU**

<b>Randolph-Macon (1-0-0)</b>			
10/7/1950	Tallahassee	W	40-7
<b>Rice (1-0-0)</b>			
9/23/2006	Tallahassee	W*	55-7
*Victory vacated			
<b>Richmond (3-0-0)</b>			
10/24/1959	Tallahassee	W	22-6
9/17/1960	Tallahassee	W	28-0
10/21/1961	Tallahassee	W	13-7
<b>Samford (3-0-0)</b>			
10/14/1950	Tallahassee	W	20-6
9/4/2010	Tallahassee	W	59-6
9/8/2018	Tallahassee	W	36-26
<b>San Diego State (0-2-0)</b>			
10/27/1973	San Diego	L	17-38
11/19/1977	San Diego	L	16-41
<b>Savannah State (1-0-0)</b>			
9/8/2012	Tallahassee	W	55-0
<b>Sewanee (2-0-0)</b>			
10/22/1949	Sewanee	W	6-0
10/28/1950	Tallahassee	W	14-8
<b>South Carolina (16-3-0)</b>			
11/5/1966	Columbia	W	32-10
10/14/1967	Tallahassee	W	17-0
10/26/1968	Columbia	W	35-28
11/1/1969	Tallahassee	W	34-9
10/24/1970	Columbia	W	21-13
10/23/1971	Tallahassee	W	49-30
11/18/1972	Columbia	L	21-24
11/17/1973	Tallahassee	L	12-52
11/10/1979	Tallahassee	W	27-7
11/6/1982	Columbia	W	56-26
11/5/1983	Tallahassee	W	45-30
11/10/1984	Columbia	L	26-38
11/9/1985	Tallahassee	W	56-14
11/8/1986	Columbia	W	45-28
11/5/1988	Columbia	W	59-0
11/4/1989	Tallahassee	W	35-10
11/3/1990	Columbia	W	41-10
11/9/1991	Tallahassee	W	38-10
12/31/2010	Atlanta^	W	26-17
^Chick-fil-A Bowl			
<b>South Florida (3-1-0)</b>			
9/26/2009	Tallahassee	L	7-17
9/29/2012	Tampa	W	30-17
9/12/2015	Tallahassee	W	24-14
9/24/2016	Tampa	W	55-35
<b>Southern Illinois (1-0-0)</b>			
10/9/1982	Tallahassee	W	59-8
<b>Southern Miss (14-8-1)</b>			
11/8/1952	Tallahassee	L	21-50
11/7/1953	Hattiesburg	L	0-21
11/27/1954	Tallahassee	W	19-18
11/25/1955	Hattiesburg	L	6-21
11/17/1956	Tallahassee	W	20-19
11/16/1957	Hattiesburg	L	0-20
10/15/1960	Mobile	L	13-15
11/18/1961	Tallahassee	L	0-12
10/19/1963	Mobile	T	0-0
10/31/1964	Tallahassee	W	34-0
9/11/1971	Mobile	W	24-9
11/6/1976	Tallahassee	W	30-27
9/10/1977	Hattiesburg	W	35-6
10/28/1978	Hattiesburg	W	38-16
9/8/1979	Tallahassee	W	17-14
11/14/1981	Tallahassee	L	14-58
9/25/1982	Hattiesburg	W	24-17
11/15/1986	Tallahassee	W	49-13
10/10/1987	Hattiesburg	W	61-10
9/10/1988	Tallahassee	W	49-13
9/2/1989	Jacksonville	L	26-30
11/16/1996	Tallahassee	W	54-14
12/27/2017	Shreveport*	W	42-13
^Independence Bowl			
<b>Stetson (6-1-1)</b>			
10/18/1947	Tallahassee	L	6-14
10/30/1948	Deland	W	18-7
10/29/1949	Jacksonville	W	33-14
11/10/1950	Deland	W	27-7
10/27/1951	Tallahassee	W	13-10
11/1/1952	Orlando	T	6-6
11/21/1953	Tallahassee	W	13-6
11/20/1954	Deland	W	47-6
<b>Sul Ross State (1-0-0)</b>			
10/20/1951	Tallahassee	W	35-13

<b>Syracuse (13-2-0)</b>			
11/12/1966	Syracuse	L	21-37
9/9/1978	Syracuse	W	28-0
10/7/1989	Syracuse	W	41-10
10/5/1991	Tallahassee	W	46-14
10/9/2004	Syracuse	W	17-13
10/1/2005	Tallahassee	W	38-14
11/16/2013	Tallahassee	W	59-3
10/11/2014	Syracuse	W	38-20
10/31/2015	Tallahassee	W	45-21
11/19/2016	Syracuse	W	45-14
11/4/2017	Tallahassee	W	27-24
9/15/2018	Syracuse	L	7-30
10/26/2019	Tallahassee	W	35-17
10/2/2021	Tallahassee	W	33-30
11/12/2022	Syracuse	W	38-3
<b>Tampa (9-2-0)</b>			
12/4/1948	Tallahassee	W	33-12
11/18/1949	Tampa	W	34-7
11/25/1950	Tallahassee	W	35-19
11/17/1951	Tampa	L	6-14
12/6/1952	Tallahassee	L	6-39
12/5/1953	Tampa	W	41-6
12/4/1954	Tampa	W	13-0
12/3/1955	Tampa	W	26-7
11/30/1957	Tampa	W	21-7
11/1/1958	Tallahassee	W	43-0
11/28/1959	Tampa	W	33-0
<b>Temple (1-0-0)</b>			
9/29/1984	Tallahassee	W	44-27
<b>Tennessee (1-1-0)</b>			
10/25/1958	Knoxville	W	10-0
1/4/1999	Tempe^	L	16-23
^Fiesta Bowl			
<b>Tennessee Tech (1-1-0)</b>			
11/22/1947	Tallahassee	L	6-27
9/13/1958	Tallahassee	W	22-7
<b>Texas A&amp;M (4-0-0)</b>			
10/7/1967	College Station	W	19-18
10/5/1968	Tallahassee	W	20-14
11/1/1992	Dallas^	W	10-2
8/31/1998	E. Rutherford	W	23-14
^Cotton Bowl			
<b>TCU (1-2-0)</b>			
9/28/1963	Tallahassee	L	0-13
9/26/1964	Fort Worth	W	10-0
9/25/1965	Fort Worth	L	3-7
<b>Texas State (1-0-0)</b>			
9/5/2015	Tallahassee	W	59-16
<b>Texas Tech (4-1-0)</b>			
10/15/1966	Lubbock	W	42-13
10/21/1967	Tallahassee	W	28-12
9/13/1975	Lubbock	L	20-31
12/23/1977	Orlando*	W	40-17
9/5/1987	Tallahassee	W	40-16
^Tangerine Bowl			
<b>Toledo (1-0-0)</b>			
8/30/1986	Tallahassee	W	24-0
<b>Troy (5-1-0)</b>			
11/27/1947	Tallahassee	L	6-36
11/27/1948	Dothan	W	20-13
11/26/1949	Tallahassee	W	20-0
9/30/1950	Troy	W	26-7
9/29/1951	Tallahassee	W	40-0
9/9/2006	Tallahassee	W	24-17
<b>Tulane (10-0-0)</b>			
9/17/1983	New Orleans	W	1-0 (f)
10/20/1984	Tallahassee	W	27-6
8/31/1985	New Orleans	W	38-12
10/11/1986	Tallahassee	W	54-21
10/31/1987	Tallahassee	W	73-14
10/1/1988	New Orleans	W	48-28
9/23/1989	Tallahassee	W	59-9
9/22/1990	New Orleans	W	31-13
9/7/1991	Tallahassee	W	38-11
11/14/1992	Tallahassee	W	70-7
<b>Tulsa (5-0-0)</b>			
10/18/1969	Tulsa	W	38-20
11/20/1971	Tallahassee	W	45-10
11/11/1972	Tallahassee	W	23-21
11/1/1980	Tallahassee	W	45-2
10/19/1985	Tallahassee	W	76-14

<b>UAB (3-0-0)</b>			
9/8/2001	Tallahassee	W	29-7
9/18/2004	Tallahassee	W	34-7
9/8/2007	Tallahassee	W*	34-24
*Victory vacated			
<b>UCF (1-0-0)</b>			
9/23/1995	Tallahassee	W	46-14
<b>UCLA (1-0-0)</b>			
12/27/2006	San Francisco^	W*	44-27
^Emerald Bowl			
*Victory vacated			
<b>USC (2-0-0)</b>			
9/6/1997	Los Angeles	W	14-7
9/26/1998	Tallahassee	W	30-10
<b>UTEP (0-1-0)</b>			
1/1/1955	El Paso^	L	20-47
^Sun Bowl			
<b>Utah State (1-0-0)</b>			
9/20/1975	Tallahassee	W	17-8
<b>Villanova (3-1-0)</b>			
10/9/1954	Tallahassee	W	52-13
11/5/1955	Tallahassee	W	16-13
10/27/1956	Philadelphia	W	20-13
10/5/1957	Philadelphia	L	7-21
<b>Virginia (15-4-0)</b>			
10/31/1992	Charlottesville	W	13-3
10/16/1993	Tallahassee	W	40-14
9/3/1994	Tallahassee	W	41-17
11/2/1995	Charlottesville	L	28-33
10/26/1996	Tallahassee	W	31-24
10/25/1997	Charlottesville	W	47-21
11/7/1998	Tallahassee	W	45-14
10/30/1999	Charlottesville	W	35-10
10/21/2000	Tallahassee	W	37-3
10/20/2001	Charlottesville	W	43-7
8/31/2002	Tallahassee	W	40-19
10/18/2003	Charlottesville	W	19-14
10/16/2004	Tallahassee	W	36-3
10/15/2005	Charlottesville	L	21-26
11/4/2006	Tallahassee	W*	33-0
10/2/2010	Charlottesville	W	34-14
11/19/2011	Tallahassee	L	13-14
11/8/2014	Tallahassee	W	34-20
9/14/2019	Charlottesville	L	24-31
*Victory vacated			
<b>Virginia Tech (23-13-1)</b>			
10/8/1955	Tallahassee	L	20-24
10/6/1956	Tallahassee	L	7-20
10/26/1957	Tallahassee	W	20-7
10/18/1958	Tallahassee	W	28-0
10/10/1959	Blacksburg	W	7-6
10/28/1961	Blacksburg	L	7-10
10/27/1962	Tallahassee	W	20-7
10/26/1963	Tallahassee	L	23-31
10/24/1964	Blacksburg	L	11-20
10/30/1965	Tallahassee	W	7-6
10/29/1966	Blacksburg	L	21-23
11/11/1967	Tallahassee	W	38-15
11/2/1968	Tallahassee	L	22-40
11/8/1969	Blacksburg	T	10-10
11/14/1970	Tallahassee	W	34-8
10/2/1971	Blacksburg	W	17-3
9/23/1972	Tallahassee	W	27-15
11/10/1973	Blacksburg	L	13-36
11/16/1974	Tallahassee	L	21-56
10/11/1975	Blacksburg	L	10-13
11/20/1976	Tallahassee	W	28-21
11/5/1977	Blacksburg	W	23-21
11/11/1978	Tallahassee	W	24-14
9/29/1979	Blacksburg	W	17-10
11/8/1980	Tallahassee	W	31-17
11/12/1988	Tallahassee	W	41-14
10/14/1989	Blacksburg	W	41-7
9/29/1990	Tallahassee	W	39-28
10/12/1991	Orlando	W	33-20
1/4/2000	New Orleans^	W	46-29
1/1/2002	Jacksonville#	W	30-17
12/3/2005	Jacksonville!	W	27-22
11/10/2007	Blacksburg	L	21-40
10/25/2008	Tallahassee	W	30-20
12/4/2010	Charlotte!	L	33-44
11/8/2012	Blacksburg	W	28-22
9/3/2018	Tallahassee	L	3-24
^Sugar Bowl; #Gator Bowl			
!ACC Championship Game			

<b>VMI (2-1-0)</b>			
10/10/1952	Tallahassee	L	7-28
10/31/1953	Tallahassee	W	12-7
10/30/1954	Lynchburg	W	33-19
<b>Wake Forest (30-9-1)</b>			
10/20/1956	Tallahassee	T	14-14
10/4/1958	Tallahassee	W	27-24
9/19/1959	Tallahassee	L	20-22
10/1/1960	Tallahassee	W	14-6
10/12/1963	Tallahassee	W	35-0
11/6/1965	Tallahassee	W	35-0
11/19/1966	Tallahassee	W	28-0
11/23/1968	Tallahassee	W	42-24
9/26/1970	Tallahassee	W	19-14
9/15/1973	Winston-Salem	L	7-9
9/26/1992	Tallahassee	W	35-7
10/30/1993	Tallahassee	W	54-0
9/17/1994	Winston-Salem	W	56-14
10/14/1995	Tallahassee</		

# FSU IN THE ALL-TIME AP WEEKLY RANKINGS

MEDIA

PREVIEW

TEAM

COACHES

REVIEW

HONORS

PROS

RECORDS

FSU

YEAR	WEEK OF	RANKED	RECORD
1962	Sept. 24	Other	1-0-1
	Sept. 23	Other	1-0-0
1963	Sept. 28	Other	2-0-0
	Oct. 5	Other	3-0-0
	Oct. 12	10	4-0-0
	Oct. 19	10	5-0-0
	Oct. 26	Other	5-1-0
	Nov. 2	Other	6-1-0
	Nov. 9	Other	6-1-0
	Nov. 16	Other	7-1-1
1964	Sept. 28	Other	2-0-0
	Oct. 5	Other	3-0-0
	Oct. 12	10	4-0-0
	Oct. 19	10	5-0-0
	Oct. 26	Other	5-1-0
1965	Preseason	Other	
	Oct. 18	Other	2-2-0
	Preseason	Other	
	Sept. 25	Other	0-1-1
	Oct. 23	Other	3-2-1
1966	Sept. 25	Other	0-1-1
	Oct. 23	Other	3-2-1
	Oct. 30	Other	4-2-1
	Nov. 6	Other	5-2-1
	Nov. 20	Other	6-2-1
1967	Sept. 25	Other	0-1-1
	Oct. 23	Other	3-2-1
	Oct. 30	Other	4-2-1
	Nov. 6	Other	5-2-1
	Nov. 20	Other	6-2-1
1968	Oct. 7	19	2-1-0
	Oct. 21	20	3-1-0
	Dec. 2	19	8-2-0
	Oct. 11	19	5-0-0
	Oct. 25	19	6-1-0
1969	Preseason	19	
	Sept. 11	20	1-0-0
	Sept. 18	17	2-0-0
	Sept. 25	16	3-0-0
	Oct. 2	13	4-0-0
1970	Oct. 24	20	5-1-0
	Oct. 31	15	6-1-0
	Nov. 7	16	7-1-0
	Nov. 14	13	8-1-0
	Nov. 28	19	8-2-0
1971	Oct. 11	19	5-0-0
	Oct. 25	19	6-1-0
	Preseason	19	
	Sept. 11	20	1-0-0
	Sept. 18	17	2-0-0
1972	Sept. 18	17	2-0-0
	Sept. 25	16	3-0-0
	Oct. 2	13	4-0-0
	Oct. 24	20	5-1-0
	Oct. 31	15	6-1-0
1973	Nov. 7	16	7-1-0
	Nov. 14	13	8-1-0
	Nov. 28	19	8-2-0
	Final '77 Poll	14	10-2-0
	Preseason	17	
1974	Sept. 11	16	1-0-0
	Sept. 18	13	2-0-0
	Sept. 25	10	3-0-0
	Oct. 2	18	3-1-0
	Oct. 9	15	4-1-0
1975	Preseason	19	
	Sept. 10	18	2-0-0
	Sept. 17	14	2-0-0
	Sept. 24	12	3-0-0
	Oct. 1	9	4-0-0
1976	Oct. 8	9	5-0-0
	Oct. 15	7	6-0-0
	Oct. 22	8	6-0-0
	Oct. 29	6	7-0-0
	Nov. 5	7	8-0-0
1977	Nov. 12	5	9-0-0
	Nov. 19	5	10-0-0
	Nov. 26	4	11-0-0
	Dec. 3	4	11-0-0
	Final '79 Poll	6	11-1-0
1978	Preseason	13	
	Sept. 8	10	1-0-0
	Sept. 15	9	2-0-0
	Sept. 22	9	3-0-0
	Sept. 29	16	3-1-0
1979	Oct. 6	11	4-1-0
	Oct. 13	7	5-1-0
	Oct. 20	6	6-1-0
	Oct. 27	5	7-1-0
	Nov. 3	3	8-1-0
1980	Nov. 10	3	9-1-0
	Nov. 17	3	9-1-0
	Nov. 24	3	9-1-0
	Dec. 1	3	9-1-0
	Dec. 8	2	10-1-0
1981	Final '80 Poll	5	10-2-0
	Preseason	19	
	Sept. 7	18	1-0-0
	Sept. 14	19	2-0-0
	Oct. 5	20	3-1-0
1982	Oct. 12	11	4-1-0
	Oct. 19	20	4-2-0
	Oct. 26	17	5-2-0
	Nov. 2	14	6-2-0
	Nov. 9	20	6-3-0
1983	Oct. 11	19	4-1-0
	Oct. 18	17	5-1-0
	Oct. 25	14	5-1-0
	Nov. 1	12	6-1-0
	Nov. 8	9	7-1-0
1984	Nov. 15	7	8-1-0
	Nov. 22	15	8-2-0
	Nov. 29	15	8-2-0
	Final '82 Poll	13	9-3-0
	Preseason	7	
1985	Sept. 5	12	1-0-0
	Sept. 12	9	2-0-0
	Sept. 19	20	2-1-0
	Sept. 26	17	2-1-0
	Preseason	20	
1986	Sept. 3	20	1-0-0
	Sept. 10	18	1-0-0
	Sept. 17	15	2-0-0
	Sept. 24	9	3-0-0
	Oct. 1	6	4-0-0
1987	Oct. 8	9	4-0-1
	Oct. 15	15	4-1-1
	Oct. 22	15	5-1-1
	Oct. 29	15	5-1-1
	Nov. 5	14	6-1-1
1988	Nov. 12	17	6-2-1
	Nov. 19	15	7-2-1
	Nov. 26	12	7-2-1
	Final '84 Poll	17	7-2-2
	Preseason	19	
1989	Sept. 2	17	1-0
	Sept. 9	7	2-0
	Sept. 16	6	2-0
	Sept. 23	4	3-0
	Sept. 30	4	4-0
1990	Oct. 7	4	4-0
	Oct. 14	13	4-1
	Oct. 21	11	5-1
	Oct. 28	10	6-1
	Nov. 5	16	6-2
1991	Nov. 12	15	7-2
	Nov. 19	14	8-2
	Nov. 26	12	8-3
	Dec. 3	18	8-3
	Final '85 Poll	15	9-3
1992	Preseason	11	
	Sept. 1	11	1-0
	Sept. 8	15	1-1
	Sept. 15	15	1-1
	Sept. 22	20	1-1-1
1993	Oct. 28	20	4-1-2
	Final '86 Poll	Other	7-4-1
	Preseason	8	
	Sept. 8	8	1-0
	Sept. 15	7	2-0
1994	Sept. 22	6	3-0
	Sept. 29	4	4-0
	Oct. 6	6	4-1
	Oct. 13	4	5-1
	Oct. 20	4	6-1
1995	Oct. 27	4	6-1
	Nov. 3	4	7-1
	Nov. 10	4	8-1
	Nov. 17	3	9-1-0
	Nov. 24	3	9-1-0
1996	Dec. 1	3	9-1-0
	Dec. 8	2	10-1-0
	Final '80 Poll	5	10-2-0
	Preseason	19	
	Sept. 7	18	1-0-0
1997	Sept. 14	19	2-0-0
	Oct. 5	20	3-1-0
	Oct. 12	11	4-1-0
	Oct. 19	20	4-2-0
	Oct. 26	17	5-2-0
1998	Nov. 2	14	6-2-0
	Nov. 9	20	6-3-0
	Preseason	6	
	Sept. 5	1	1-0
	Sept. 12	1	2-0
1999	Sept. 19	1	3-0
	Sept. 26	1	4-0
	Oct. 3	1	5-0
	Oct. 10	1	6-0
	Oct. 17	1	7-0
2000	Oct. 24	1	8-0
	Oct. 31	1	9-0
	Nov. 7	1	9-0
	Nov. 14	1	10-0
	Nov. 21	1	11-0
2001	Nov. 28	1	11-0
	Dec. 5	1	11-0
	Final '99 Poll	1	12-0
	Preseason	2	
	Aug. 30	4	
2002	Sept. 4	4	1-0
	Sept. 11	3	2-0
	Sept. 18	3	3-0
	Sept. 25	3	4-0
	Oct. 2	3	4-0
2003	Oct. 9	11	4-1
	Oct. 16	10	4-1
	Oct. 23	9	5-1
	Oct. 30	8	6-1
	Nov. 6	8	7-1
2004	Nov. 13	8	8-1
	Nov. 20	7	9-1
	Nov. 27	6	9-1-1
	Dec. 4	5	10-1-1
	Dec. 11	4	10-1-1
2005	Dec. 18	3	10-1-1
	Final '94 Poll	4	10-1-1
	Preseason	1	
	Aug. 28	1	
	Sept. 3	1	1-0
2006	Sept. 10	1	2-0
	Sept. 17	2	2-0
	Sept. 24	2	3-0
	Oct. 1	2	4-0
	Oct. 8	1	5-0
2007	Oct. 15	1	6-0
	Oct. 22	1	7-0
	Oct. 29	1	8-0
	Nov. 5	1	9-0
	Nov. 12	1	10-0
2008	Nov. 19	1	11-0
	Nov. 26	1	11-0
	Dec. 3	1	11-0
	Dec. 10	1	11-0
	Dec. 17	1	11-0
2009	Dec. 24	1	11-0
	Final '94 Poll	4	10-1-1
	Preseason	3	
	Aug. 26	3	
	Sept. 2	3	1-0
2010	Sept. 9	3	2-0
	Sept. 16	3	3-0
	Sept. 23	2	4-0
	Sept. 30	2	5-0
	Oct. 7	3	6-0
2011	Oct. 14	3	7-0
	Oct. 21	3	8-0
	Oct. 28	3	9-0
	Nov. 4	3	10-0
	Nov. 11	3	11-0
2012	Nov. 18	3	12-0
	Nov. 25	2	13-0
	Dec. 2	1	14-0
	Dec. 9	1	15-0
	Dec. 16	1	16-0
2013	Dec. 23	1	17-0
	Final '95 Poll	4	10-2
	Preseason	3	
	Aug. 26	3	
	Sept. 2	3	1-0
2014	Sept. 9	3	2-0
	Sept. 16	3	3-0
	Sept. 23	2	4-0
	Sept. 30	2	5-0
	Oct. 7	3	6-0
2015	Oct. 14	3	7-0
	Oct. 21	3	8-0
	Oct. 28	3	9-0
	Nov. 4	3	10-0
	Nov. 11	3	11-0
2016	Nov. 18	3	12-0
	Nov. 25	2	13-0
	Dec. 2	1	14-0
	Dec. 9	1	15-0
	Dec. 16	1	16-0
2017	Dec. 23	1	17-0
	Final '96 Poll	3	11-1
	Preseason	5	
	Aug. 31	5	
	Sept. 7	5	1-0
2018	Sept. 14	5	2-0
	Sept. 21	3	3-0
	Sept. 28	3	4-0
	Oct. 5	8	4-1
	Oct. 12	6	5-1
2019	Oct. 19	6	6-1
	Oct. 26	6	7-1
	Nov. 2	5	8-1
	Nov. 9	3	9-1
	Nov. 16	3	10-0
2020	Nov. 23	3	11-0
	Nov. 30	3	12-0
	Dec. 7	3	13-0
	Dec. 14	3	14-0
	Dec. 21	3	15-0
2021	Dec. 28	3	16-0
	Final '97 Poll	3	11-1
	Preseason	2	
	Sept. 6	2	1-0
	Sept. 13	11	1-1
2022	Sept. 20	10	2-1
	Sept. 27	9	3-1
	Oct. 4	8	4-1
	Oct. 11	6	5-1
	Oct. 18	6	6-1
2023	Oct. 25	5	7-1
	Nov. 1	6	8-1
	Nov. 8	5	9-1
	Nov. 15	5	10-1
	Nov. 22	1	11-1
2024	Nov. 29	1	12-1
	Dec. 6	1	11-1
	Final '98 Poll	3	11-2
	Preseason	1	
	Sept. 5	1	1-0
2025	Sept. 12	1	2-0
	Sept. 19	1	3-0
	Sept. 26	1	4-0
	Oct. 3	1	

# FSU IN THE ALL-TIME AP WEEKLY RANKINGS

2006	Preseason	11	0-0
	Sept. 5	9	1-0
	Sept. 11	9	2-0
	Sept. 18	18	2-1
	Sept. 24	19	3-1
	Oct. 1	17	3-1
2007	Preseason	19	0-0
	Oct. 7	21	4-1
2008	Sept. 14	24	2-0
	Oct. 19	24	5-1
	Oct. 26	16	6-1
	Nov. 2	24	6-2
	Nov. 9	20	7-2
	Nov. 23	23	8-3
<b>Final '08 Poll</b>		<b>21</b>	<b>9-4</b>
2009	Preseason	18	0-0
	Sept. 26	18	2-2
2010	Preseason	20	0-0
	Sept. 4	20	0-0
	Sept. 11	17	1-0
	Oct. 9	23	4-1
	Oct. 16	16	5-1
	Oct. 28	16	6-1
	Nov. 6	24	6-2
	Nov. 27	22	8-3
	Dec. 4	20	9-3
	Dec. 31	23	9-4
<b>Final '10 Poll</b>		<b>17</b>	<b>10-4</b>

2011	Preseason	6	0-0
	Sept. 6	5	1-0
	Sept. 11	5	2-0
	Sept. 18	11	2-1
	Sept. 25	23	2-2
	Oct. 2	23	2-2
	Nov. 13	23	7-3
	Nov. 27	25	8-4
	Dec. 4	25	8-4
<b>Final '11 Poll</b>		<b>23</b>	<b>9-4</b>
2012	Preseason	7	0-0
	Sept. 1	7	0-0
	Sept. 8	6	1-0
	Sept. 15	5	2-0
	Sept. 22	4	3-0
	Sept. 29	4	4-0
	Oct. 6	3	5-0
	Oct. 13	12	5-1
	Oct. 20	12	6-1
	Oct. 27	11	7-1
	Nov. 8	8	8-1
	Nov. 17	10	9-1
	Nov. 24	10	10-1
	Dec. 1	13	10-2
	Jan. 1	13	11-2
<b>Final '12 Poll</b>		<b>10</b>	<b>12-2</b>

2013	Preseason	11	0-0
	Sept. 1	10	1-0
	Sept. 8	10	1-0
	Sept. 15	8	2-0
	Sept. 22	8	3-0
	Sept. 29	8	4-0
	Oct. 6	6	5-0
	Oct. 13	5	5-0
	Oct. 20	3	6-0
	Oct. 27	3	7-0
	Nov. 3	3	8-0
	Nov. 10	2	9-0
	Nov. 17	2	10-0
	Nov. 24	2	11-0
	Dec. 1	1	12-0
	Dec. 8	1	13-0
<b>Final '13 Poll</b>		<b>1</b>	<b>14-0</b>

2014	Preseason	1	0-0
	Aug. 31	1	1-0
	Sept. 7	1	2-0
	Sept. 14	1	2-0
	Sept. 21	1	3-0
	Sept. 28	1	4-0
	Oct. 5	1	5-0
	Oct. 12	2	6-0
	Oct. 19	2	7-0
	Oct. 26	2	7-0
	Nov. 2	2	8-0
	Nov. 9	2	9-0
	Nov. 16	1	10-0
	Nov. 23	1	11-0
	Nov. 30	2	12-0
	Dec. 7	2	13-0
<b>Final '14 Poll</b>		<b>5</b>	<b>13-1</b>

2016	Preseason	4	0-0
	Sept. 6	3	1-0
	Sept. 11	2	2-0
	Sept. 18	13	2-1
	Sept. 25	12	3-1
	Oct. 2	23	3-2
	Oct. 10	14	4-2
	Oct. 16	13	5-2
	Oct. 23	12	5-2
	Oct. 30	19	5-3
	Nov. 6	20	6-3
	Nov. 13	17	7-3
	Nov. 20	15	8-3
	Nov. 27	12	9-3
	Dec. 4	10	9-3
<b>Final '16 Poll</b>		<b>8</b>	<b>10-3</b>

2015	Preseason	10	0-0
	Sept. 6	11	1-0
	Sept. 13	9	2-0
	Sept. 20	10	3-0
	Sept. 27	11	3-0
	Oct. 4	12	4-0
	Oct. 11	11	5-0
	Oct. 18	9	6-0
	Oct. 25	17	6-1
	Nov. 1	17	7-1
	Nov. 8	19	7-2
	Nov. 15	16	8-2
	Nov. 22	14	9-2
	Nov. 29	10	10-2
	Dec. 6	9	10-2
<b>Final '15 Poll</b>		<b>14</b>	<b>10-3</b>

2017	Preseason	3	0-0
	Sept. 5	10	0-1
	Sept. 10	11	0-1
	Sept. 17	12	0-1
2018	Preseason	19	0-0
2022	Sept. 25	23	4-0
	Nov. 6	25	6-3
	Nov. 13	20	7-3
	Nov. 20	16	8-3
	Nov. 27	14	9-3
	Dec. 4	13	9-3
<b>Final '22 Poll</b>		<b>11</b>	<b>10-3</b>

## FSU VS. OPPONENTS RANKED BY THE AP

DATE	OPPONENT	SCORE	SITE	OPP RANK
11/22/52	Georgia Tech	L 0-30	A	2
10/22/55	Georgia Tech	L 0-34	A	13
11/02/56	Miami	L 7-20	A	9
10/12/57	NC State	L 0-7	H	13
11/23/57	Auburn	L 7-29	H	2
10/31/59	Georgia	L 0-42	A	14
11/19/60	Auburn	L 21-57	A	9
09/30/61	Florida	T 3-3	A	17
10/07/61	Mississippi	L 0-33	A	2
10/05/62	Miami	L 6-7	A	9
11/23/63	Auburn	L 15-21	A	9
10/10/64	Kentucky	W 48-6	H	5
10/16/65	Georgia	W 10-3	H	5
10/08/66	Florida	L 19-22	H	10
09/23/67	Alabama	T 37-37	A	2
12/30/67	Penn State	L 17-17	N	10
09/28/68	Florida	L 3-9	H	5
10/05/68	Texas A&M	W 20-14	H	17
11/29/68	Houston	W 40-20	N	10
10/04/69	Florida	L 6-21	A	12
11/29/69	Houston	L 13-41	A	18
12/27/71	Arizona State	L 38-45	N	8
10/28/72	Auburn	L 14-27	A	12
09/29/73	Miami	L 10-14	H	18
11/03/73	Houston	L 3-34	A	18
09/14/74	Pitt	L 6-9	H	13
10/12/74	Alabama	L 7-8	A	3
10/19/74	Florida	L 14-24	H	14
10/26/74	Auburn	L 6-38	A	5
11/23/74	Houston	L 8-23	H	15
10/18/75	Florida	L 8-34	A	14
09/25/76	Oklahoma	L 9-24	A	4
10/09/76	Boston College	W 29-9	H	13
10/16/76	Florida	L 26-33	H	12
10/21/78	Pitt	L 3-7	A	15
11/10/79	South Carolina	W 27-7	H	19
01/01/80	Oklahoma	L 7-24	N	5
10/04/80	Nebraska	W 18-14	A	3
10/11/80	Pitt	W 36-22	H	4
11/22/80	Florida	W 17-13	H	19
01/01/81	Oklahoma	L 17-18	N	4
09/19/81	Nebraska	L 14-34	A	17
10/03/81	Ohio State	W 36-27	A	7
10/17/81	Pitt	L 14-42	A	3
11/07/81	Miami	L 19-27	H	13
11/14/81	Southern Miss	L 14-58	H	14
09/18/82	Pitt	L 17-37	H	2
10/30/82	Miami	W 24-7	A	16
11/20/82	LSU	L 21-55	A	12
12/30/82	West Virginia	W 31-12	N	10
09/10/83	LSU	W 40-35	A	13
10/01/83	Auburn	L 24-27	A	10
11/12/83	Miami	L 16-17	H	6
12/03/83	Florida	L 14-53	A	12
09/22/84	Miami	W 38-3	A	4
10/13/84	Auburn	L 41-42	H	16
11/10/84	South Carolina	L 26-38	A	5
12/01/84	Florida	L 17-27	H	3
09/07/85	Nebraska	W 17-13	A	10
10/12/85	Auburn	L 27-59	A	12
11/02/85	Miami	L 27-35	H	11
11/30/85	Florida	L 14-38	A	6
12/30/85	Oklahoma St.	W 34-23	N	19
09/06/86	Nebraska	L 17-34	A	8
09/27/86	Michigan	L 18-20	A	5
11/01/86	Miami	L 23-41	A	1

DATE	OPPONENT	SCORE	SITE	OPP RANK
10/03/87	Miami	L 25-26	H	3
11/07/87	Auburn	W 34-6	A	6
01/01/88	Nebraska	W 31-28	N	5
09/03/88	Miami	L 0-31	A	8
09/17/88	Clemson	W 24-21	A	3
11/05/88	South Carolina	W 59-0	A	15
01/02/89	Auburn	W 13-7	N	7
09/09/89	Clemson	L 23-34	H	10
09/16/89	LSU	W 31-21	A	21
10/07/89	Syracuse	W 41-10	A	17
10/21/89	Auburn	W 22-14	H	11
10/28/89	Miami	W 24-10	H	2
01/01/90	Nebraska	W 41-17	N	6
10/06/90	Miami	L 22-31	A	9
10/20/90	Auburn	L 17-20	A	5
12/01/90	Florida	W 45-30	H	6
12/29/90	Penn State	W 24-17	N	7
08/29/91	BYU	W 44-28	N	19
09/28/91	Michigan	W 51-31	A	3
10/05/91	Syracuse	W 46-14	H	10
11/16/91	Miami	L 16-17	H	2
11/30/91	Florida	L 9-14	A	5
01/01/92	Texas A&M	W 10-2	N	9
09/12/92	Clemson	W 24-20	A	15
09/19/92	NC State	W 34-13	A	16
10/03/92	Miami	L 16-19	A	2
10/17/92	Georgia Tech	W 29-24	A	16
10/31/92	Virginia	W 13-3	A	23
11/28/92	Florida	W 45-24	H	6
01/01/93	Nebraska	W 27-14	N	11
09/11/93	Clemson	W 57-0	H	17
09/18/93	North Carolina	W 33-7	A	13
10/09/93	Miami	W 28-10	H	3
10/16/93	Virginia	W 40-14	H	15
11/13/93	Notre Dame	L 24-31	A	2
11/27/93	Florida	W 33-21	A	7
01/01/94	Nebraska	W 18-16	N	2
09/24/94	North Carolina	W 31-18	H	13
10/08/94	Miami	L 20-34	A	13
10/29/94	Duke	W 59-20	H	13
11/19/94	NC State	W 34-3	A	22
11/26/94	Florida	T 31-31	H	4
01/02/95	Florida	W 23-17	N	5
11/02/95	Virginia	L 28-33	A	24
11/25/95	Florida	L 24-35	A	3
01/01/96	Notre Dame	W 31-26	N	6
09/28/96	North Carolina	W 13-0	H	11
10/26/96	Virginia	W 31-24	H	14
10/12/96	Miami	W 34-16	A	6
11/16/96	Southern Miss	W 54-14	H	25
11/30/96	Florida	W 24-21	H	1
01/02/97	Florida	L 52-20	N	3
09/06/97	USC	W 14-7	A	23
09/20/97	Clemson	W 35-28	A	16
10/18/97	Georgia Tech	W 38-0	H	21
11/08/97	North Carolina	W 20-3	A	5
11/22/97	Florida	L 29-32	A	10
01/01/98	Ohio State	W 31-14	N	9
08/28/98	Texas A&M	W 23-14	N	15
09/26/98	USC	W 30-10	H	18
10/24/98	Georgia Tech	W 34-7	A	20
11/07/98	Virginia	W 45-14	H	12
11/21/98	Florida	W 23-12	H	4
01/04/99	Tennessee	L 23-16	N	1
09/11/99	Georgia Tech	W 41-35	H	10
09/18/99	NC State	W 42-11	H	20

DATE	OPPONENT	SCORE	SITE	OPP RANK
10/09/99	Miami	W 31-21	H	19
11/11/99	Florida	W 30-23	A	3
01/04/00	Virginia Tech	W 46-29	N	2
10/07/00	Miami	L 24-27	A	7
10/28/00	NC State	W 58-14	A	21
11/04/00	Clemson	W 54-7	H	10
11/18/00	Florida	W 30-7	H	4
01/03/01	Oklahoma	L 2-13	N	1
10/13/01	Miami	L 27-49	H	2
10/27/01	Maryland	W 52-31	H	10
11/17/01	Florida	L 13-37	A	3
01/01/02	Virginia Tech	W 30-17	N	15
10/12/02	Miami	L 27-28	A	1
10/26/02	Notre Dame	L 24-34	H	6
11/30/02	Florida	W 31-14	H	14
01/01/03	Georgia	L 13-26	N	4
10/11/03	Florida	L 22-14	H	2
10/13/03	Miami	W 38-34	A	11

# FSU IN THE ALL-TIME BCS/CFP WEEKLY RANKINGS

## FLORIDA STATE IN THE ALL-TIME BOWL CHAMPIONSHIP SERIES STANDINGS (1998-2013)

From 1998 to 2013, the Bowl Championship Series produced rankings used to identify the two teams that would play in the BCS National Championship at the end of the season after the other bowl games. The BCS relied on a combination of polls and computer selection methods to determine relative team rankings to narrow the field to two teams in order to crown an undisputed national champion. The BCS also selected matchups for the other BCS bowl games. The BCS was discontinued in 2013. Florida State appeared in the first three BCS National Championship games (1998, 1999, 2000), winning the second in 1999. The Seminoles won the final BCS National Championship in 2013.

1998	Oct. 26	5
	Nov. 2	6
	Nov. 9	4
	Nov. 16	4
	Nov. 23	4
	Nov. 30	4
Final '98 Poll		2

1999	Oct. 25	1
	Nov. 1	1
	Nov. 8	1
	Nov. 15	1
	Nov. 22	1
	Nov. 29	1
Final '99 Poll		1

2000	Oct. 23	5
	Oct. 30	3
	Nov. 6	2
	Nov. 13	3
	Nov. 20	2
	Nov. 27	2
Final '00 Poll		2

2001	Oct. 22	--
	Oct. 29	--
	Nov. 5	14
	Nov. 12	--
	Nov. 19	--
	Nov. 26	--
	Dec. 3	--
Final '01 Poll		--

2002	Oct. 21	12
	Oct. 28	--
	Nov. 4	13
	Nov. 11	11
	Nov. 18	12
	Nov. 25	--
	Dec. 2	14
Final '02 Poll		14

2003	Oct. 20	5
	Oct. 27	3
	Nov. 3	3
	Nov. 10	13
	Nov. 17	11
	Nov. 24	9
	Dec. 1	8
Final '03 Poll		7

2004	Oct. 18	5
	Oct. 25	5
	Nov. 1	13
	Nov. 8	12
	Nov. 15	8
	Nov. 22	18
	Nov. 29	16
Final '04 Poll		16

2005	Oct. 17	11
	Oct. 24	10
	Oct. 31	9
	Nov. 7	19
	Nov. 14	--
	Nov. 21	24
	Nov. 28	--
Final '05 Poll		22

2006	Oct. 15	--
	Oct. 22	--
	Oct. 29	--
	Nov. 5	--
	Nov. 12	--
	Nov. 19	--
	Nov. 26	--
Final '06 Poll		--

2007	Oct. 14	--
	Oct. 21	--
	Oct. 28	--
	Nov. 4	--
	Nov. 11	--
	Nov. 18	--
	Nov. 25	--
Final '07 Poll		--



Corey Simon led Florida State's defense in a 46-29 win at the Sugar Bowl to capture the 1999 BCS Championship.

2008	Oct. 19	25
	Oct. 26	15
	Nov. 2	22
	Nov. 9	19
	Nov. 16	--
	Nov. 23	20
	Nov. 30	24
Final '08 Poll		--

2009	Oct. 18	--
	Oct. 25	--
	Nov. 1	--
	Nov. 8	--
	Nov. 15	--
	Nov. 22	--
	Nov. 29	--
Final '09 Poll		--

2010	Oct. 17	17
	Oct. 24	16
	Oct. 31	24
	Nov. 7	--
	Nov. 14	25
	Nov. 21	22
	Nov. 28	21
Final '10 Poll		23

2011	Oct. 16	--
	Oct. 23	--
	Oct. 30	--
	Nov. 6	--
	Nov. 13	25
	Nov. 20	--
	Nov. 27	--
Final '11 Poll		--

2012	Oct. 14	14
	Oct. 21	12
	Oct. 28	9
	Nov. 4	10
	Nov. 11	10
	Nov. 18	10
	Nov. 25	13
Final '12 Poll		12

2013	Oct. 20	2
	Oct. 27	3
	Nov. 3	2
	Nov. 10	2
	Nov. 17	2
	Nov. 24	2
	Dec. 1	1
Final '13 Poll		1



Kelvin Benjamin's 2-yard touchdown catch with 13 seconds left gave Florida State a 34-31 victory in the final BCS National Championship at the Rose Bowl.

## FLORIDA STATE IN THE ALL-TIME COLLEGE FOOTBALL PLAYOFF RANKINGS (2014-PRESENT)

The College Football Playoff began in 2014 and was created to select the four best teams to play for the CFP National Championship. A selection committee ranks teams based on conference championships won, strength of schedule, head-to-head results, comparison of results against common opponents and other factors. The final four teams play in two semifinal games rotating annually among the Cotton Bowl, Fiesta Bowl, Orange Bowl, Peach Bowl, Rose Bowl and Sugar Bowl with the National Championship rotating to a different city each year and always playing on Monday night. The CFP rankings also selects the teams that play in the four remaining "New Year's Six" bowls that are not selected for the semifinals that year. Florida State played Oregon in the first-ever College Football Playoff Semifinal on Jan. 1, 2015 at the Rose Bowl. The Seminoles have appeared in two additional "New Year's Six" bowl games, facing Houston in the 2015 Chick-fil-A Peach Bowl and defeating Michigan in the 2016 Orange Bowl.

2014	Oct. 28	2
	Nov. 4	2
	Nov. 11	3
	Nov. 18	3
	Nov. 25	3
	Dec. 2	4
Final '14 Poll		3

2015	Nov. 3	16
	Nov. 10	16
	Nov. 17	14
	Nov. 24	13
	Dec. 1	9
Final '15 Poll		9

2016	Nov. 1	22
	Nov. 8	18
	Nov. 15	17
	Nov. 22	14
	Nov. 29	12
Final '16 Poll		11

2022	Nov. 8	23
	Nov. 15	19
	Nov. 22	16
	Nov. 29	13
Final '22 Poll		13



Nyquan Murray caught the game-winning 12-yard touchdown pass from Deondre Francois with 36 seconds left to lead Florida State to a 33-32 victory over Michigan in the 2016 Orange Bowl. Francois also found Murray for an Orange Bowl-record 92-yard touchdown in the first quarter of the "New Year's Six" Bowl played at Hard Rock Stadium in Miami Gardens, Fla.



MEDIA

PREVIEW

TEAM

COACHES

REVIEW

HONORS

PROS

RECORDS

FSU

# SCORING MARGINS

## Top 10 Margins of Victory - All Games

1.	+74	74-0	Oct. 1, 1949	vs. Whiting Field
2.	+71	77-6	Nov. 18, 2017	vs. Delaware State
3.	+69	69-0	Sept. 6, 2008	vs. Western Carolina
4.	+66	69-3	Sept. 1, 2012	vs. Murray State
	+66	80-14	Nov. 23, 2013	vs. Idaho
6.	+63	66-3	Oct. 22, 1988	vs. Louisiana Tech
	+63	70-7	Nov. 14, 1992	vs. Tulane
	+63	63-0	Oct. 5, 2013	vs. #25 Maryland
9.	+62	76-14	Oct. 19, 1985	vs. Tulsa
10.	+60	77-17	Sept. 16, 1995	vs. North Carolina State

## Top 10 Margin of Defeat - All Games

1.	-49	0-49	Dec. 1, 1973	at Florida
	-49	10-59	Oct. 27, 2018	vs. #2 Clemson
3.	-47	0-47	Sept. 18, 1976	at Miami
4.	-44	14-58	Nov. 14, 1981	vs. #14 Southern Miss
5.	-43	20-63	Sept. 17, 2016	at #10 Louisville
6.	-42	0-42	Oct. 31, 1959	at #14 Georgia
	-42	10-52	Sept. 26, 2020	at #12 Miami
8.	-40	12-52	Nov. 17, 1973	vs. South Carolina
9.	-39	14-53	Dec. 3, 1983	at #12 Florida
	-39	20-59	Jan. 1, 2015	vs. #3 Oregon (CFP Semi-Rose)

## Top 10 Margins of Victory - Home Games

1.	+74	74-0	Oct. 1, 1949	vs. Whiting Field
2.	+71	77-6	Nov. 18, 2017	vs. Delaware State
3.	+69	69-0	Sept. 6, 2008	vs. Western Carolina
4.	+66	69-3	Sept. 1, 2012	vs. Murray State
	+66	80-14	Nov. 23, 2013	vs. Idaho
6.	+63	66-3	Oct. 22, 1988	vs. Louisiana Tech
	+63	70-7	Nov. 14, 1992	vs. Tulane
	+63	63-0	Oct. 5, 2013	vs. #25 Maryland
9.	+62	76-14	Oct. 19, 2002	vs. Tulsa
10.	+60	77-17	Sept. 16, 1995	vs. North Carolina State

## Top 10 Margins of Defeat - Home Games

1.	-49	10-59	Oct. 27, 2018	vs. #2 Clemson
2.	-44	14-58	Nov. 14, 1981	vs. #14 Southern Miss
3.	-40	12-52	Nov. 17, 1973	vs. South Carolina
4.	-35	21-56	Nov. 16, 1974	vs. Virginia Tech
5.	-33	6-39	Dec. 6, 1952	vs. Tampa
		14-47	Oct. 15, 1955	vs. Georgia
7.	-30	0-30	Nov. 11, 2006	vs. #18 Wake Forest
		15-45	Nov. 29, 2008	vs. #4 Florida
9.	-29	13-42	Oct. 7, 1972	vs. Florida
10.	-28	0-28	Sept. 22, 1973	vs. Kansas

## Top 10 Margins of Victory - Road Games

1.	+59	59-0	Nov. 5, 1988	at #15 South Carolina
2.	+56	59-3	Nov. 9, 2013	at Wake Forest
3.	+52	59-7	Sept. 28, 2000	at Maryland
4.	+51	61-10	Oct. 10, 1987	at Southern Miss
5.	+49	56-7	Sept. 27, 2003	at Duke
6.	+46	49-3	Nov. 2, 1996	at Georgia Tech
7.	+42	56-14	Sept. 17, 1994	at Wake Forest
		55-13	Sept. 1, 2001	at Duke
		45-3	Nov. 5, 2022	at Miami
10.	+41	47-6	Nov. 20, 1954	at Stetson
		47-6	Oct. 2, 1954	at Louisville
		48-7	Nov. 16, 1968	at North Carolina State
		44-3	Sept. 12, 1987	at East Carolina

## Top 10 Margins of Defeat - Road Games

1.	-49	0-49	Dec. 1, 1973	at Florida
2.	-47	0-47	Sept. 18, 1976	at Miami
3.	-43	20-63	Sept. 17, 2016	at #10 Louisville
4.	-42	0-42	Oct. 31, 1959	at #14 Georgia
	-42	10-52	Sept. 26, 2020	at #12 Miami
6.	-39	14-53	Dec. 3, 1983	at #12 Florida
7.	-36	21-57	Nov. 19, 1960	at #9 Auburn
8.	-34	0-34	Oct. 22, 1955	at #11 Georgia Tech
		0-34	Sept. 30, 1955	at Miami
		21-55	Nov. 20, 1982	at #12 LSU

## Top 10 Margins of Victory - ACC Games

1.	+63	63-0	Oct. 5, 2013	vs. #25 Maryland
2.	+59	62-3	Nov. 20, 1993	vs. North Carolina State
		72-13	Oct. 4, 1995	vs. Wake Forest
4.	+57	57-0	Sept. 11, 1993	vs. #17 Clemson
5.	+56	59-3	Nov. 9, 2013	at Wake Forest
		59-3	Nov. 16, 2013	vs. Syracuse
7.	+54	54-0	Oct. 30, 1993	vs. Wake Forest
8.	+52	59-7	Sept. 28, 2000	at Maryland
		52-0	Sept. 15, 2012	vs. Wake Forest
10.	+51	51-0	Oct. 2, 1993	vs. Georgia Tech
		58-7	Nov. 15, 1997	vs. Wake Forest

## Top 10 Margins of Victory - ACC Home Games

1.	+63	63-0	Oct. 5, 2013	vs. #25 Maryland
2.	+59	62-3	Nov. 20, 1993	vs. North Carolina State
		72-13	Oct. 4, 1995	vs. Wake Forest
4.	+57	57-0	Sept. 11, 1993	vs. #17 Clemson
5.	+56	59-3	Nov. 16, 2013	vs. Syracuse
6.	+54	54-0	Oct. 30, 1993	vs. Wake Forest
7.	+52	52-0	Sept. 15, 2012	vs. Wake Forest
8.	+51	51-0	Oct. 2, 1993	vs. Georgia Tech
		58-7	Nov. 15, 1997	vs. Wake Forest
10.	+49	62-13	Sept. 19, 1998	vs. Duke
		63-14	Sept. 16, 2000	vs. North Carolina
		63-14	Oct. 14, 2000	vs. Duke

## Top 10 Margins of Victory - ACC Road Games

1.	+56	59-3	Nov. 9, 2013	at Wake Forest
2.	+52	59-7	Sept. 28, 2000	at Maryland
3.	+49	56-7	Sept. 27, 2003	at Duke
4.	+46	49-3	Nov. 2, 1996	at Georgia Tech
5.	+44	58-14	Oct. 28, 2000	at #21 North Carolina State
6.	+42	56-14	Sept. 17, 1994	at Wake Forest
		45-3	Nov. 5, 2022	at Miami
8.	+38	45-7	Sept. 4, 1993	at Duke
9.	+36	43-7	Oct. 20, 2001	at Virginia
10.	+35	38-3	Nov. 12, 2022	at Syracuse

## Top Five Margins of Victory - ACC Neutral Site Games

1.	+44	70-26	Sept. 2, 1995	vs. Duke (Orlando)
2.	+38	48-10	Nov. 23, 1996	vs. Maryland (Miami)
		45-7	Dec. 7, 2013	vs. #20 Duke (Charlotte-ACC Champ)
4.	+37	44-7	Nov. 9, 1996	vs. Wake Forest (Orlando)
5.	+28	51-23	Oct. 2, 1999	vs. Duke (Jacksonville)

## Top Five Margins of Defeat - ACC Games

1.	-49	10-59	Oct. 27, 2018	vs. #2 Clemson
2.	-43	20-63	Sept. 17, 2016	at #10 Louisville
3.	-42	10-52	Sept. 26, 2020	at #12 Miami
4.	-32	9-41	Sept. 22, 2001	at North Carolina
		3-35	Oct. 27, 2017	at Boston College
		16-48	Oct. 24, 2020	at Louisville

## Top 10 Margins of Victory - Bowl Games

1.	+29	42-13	Dec. 27, 2008	Champs Sports Bowl	vs. Wisconsin
		42-13	Dec. 27, 2017	Independence Bowl	vs. Southern Miss
3.	+25	28-3	Dec. 31, 1983	Peach Bowl	vs. North Carolina
4.	+24	41-17	Jan. 1, 1990	Fiesta Bowl	vs. #6 Nebraska
5.	+23	40-17	Dec. 23, 1977	Tangerine Bowl	vs. Texas Tech
6.	+21	31-10	Jan. 1, 2013	Orange Bowl	vs. #16 Northern Illinois
7.	+19	31-12	Dec. 30, 1982	Gator Bowl	vs. #10 West Virginia
8.	+17	36-19	Jan. 2, 1965	Gator Bowl	vs. Oklahoma
		31-14	Jan. 1, 1998	Sugar Bowl	vs. #9 Ohio State
		46-29	Jan. 4, 2000	Sugar Bowl	vs. #2 Virginia Tech
		44-27	Dec. 27, 2006	Emerald Bowl	vs. UCLA

## Top 10 Margins of Defeat - Bowl Games

1.	-39	20-59	Jan. 1, 2015	CFP Semi-Rose Bowl	vs. #3 Oregon
2.	-32	20-52	Jan. 2, 1997	Sugar Bowl	vs. #3 Florida
3.	-27	20-47	Jan. 1, 1955	Sun Bowl	vs. Texas Western
4.	-17	7-24	Jan. 1, 1980	Orange Bowl	vs. Oklahoma
5.	-14	24-38	Dec. 31, 2015	Peach Bowl	vs. #14 Houston
6.	-13	13-26	Jan. 1, 2003	Sugar Bowl	vs. #4 Georgia
7.	-11	2-13	Jan. 3, 2001	Orange Bowl	vs. #1 Oklahoma
8.	-9	6-15	Dec. 13, 1958	Bluegrass Bowl	vs. Oklahoma State
9.	-8	20-28	Dec. 24, 1966	Sun Bowl	vs. Wyoming
10.	-7	38-45	Dec. 27, 1971	Fiesta Bowl	vs. #8 Arizona State
		16-23	Jan. 4, 1999	Fiesta Bowl	vs. #1 Tennessee
		28-35	Dec. 31, 2007	Music City Bowl	vs. Kentucky

# YEAR-BY-YEAR RESULTS

MEDIA

PREVIEW

TEAM

COACHES

REVIEW

HONORS

PROS

RECORDS

FSU



## ED WILLIAMSON (1947) 0-5-0

Ed Williamson was appointed Florida State's first coach just a few weeks before the inaugural football season. He had no stadium, no scholarships and no team name. With only 45 ex-high school players, his teams came close to winning three games that year, although it finished 0-5. Williamson was not paid for coaching the team.

1947 (0-5)					
O	18	Stetson	H	-/-	L 6-14
N	14	Cumberland	A	-/-	L 0-6
N	22	Tennessee Tech	H	-/-	L 6-27
N	27	Troy State	H	-/-	L 6-36
D	6	Jacksonville State	H	-/-	L 0-7
18-90					



## DON VELLER (1948-52) 31-12-1

Don Veller won 30 of his first 34 games as head coach at FSU before the Seminoles began playing a major college schedule. His overall record included an undefeated (8-0) season in 1950, the year the Tribe moved into Doak Campbell Stadium. Veller owns the second highest winning percentage of FSU coaches (.716). He is credited with laying the early foundation for the FSU football program.

1948 (7-1)					
O	9	Cumberland	H	-/-	W 30-0
O	16	Erskine	A	-/-	L 6-14
O	23	Millsaps	A	-/-	W 7-6
O	30	Stetson	A	-/-	W 18-7
N	13	Mississippi College	H	-/-	W 26-6
N	20	Livingston State	H	-/-	W 12-6
N	27	Troy State	N	-/-	W 20-13
D	4	Tampa**	H	-/-	W 33-12
152-64					

1949 (9-1)					
O	1	Whiting Field	H	-/-	W 74-0
O	8	Mississippi College	A	-/-	W 33-12
O	15	Erskine	H	-/-	W 26-7
O	22	Sewanee	A	-/-	W 6-0
O	29	Stetson	N	-/-	W 33-14
N	5	Livingston State	N	-/-	L 6-13
N	12	Millsaps**	H	-/-	W 40-0
N	18	Tampa	A	-/-	W 34-7
N	26	Troy State	H	-/-	W 20-0
Cigar Bowl					
J	2	Wofford	N	-/-	W 19-6
291-59					

1950 (8-0)					
S	30	Troy State	A	-/-	W 26-7
O	7	Randolph Macon	H	-/-	W 40-7
O	14	Howard College	H	-/-	W 20-6
O	21	Newberry	A	-/-	W 24-0
O	28	Sewanee**	H	-/-	W 14-8
N	10	Stetson	A	-/-	W 27-7
N	18	Mississippi College	H	-/-	W 33-0
N	25	Tampa	H	-/-	W 35-19
219-54					

1951 (6-2)					
S	29	Troy State	H	-/-	W 40-0
O	5	Miami	A	-/-	L 13-35
O	13	Delta State	H	-/-	W 34-0
O	20	Sal Ross State	H	-/-	W 35-13
O	27	Stetson**	H	-/-	W 13-10
N	3	Jacksonville NAS	A	-/-	W 39-0
N	10	Wofford	H	-/-	W 14-0
N	17	Tampa	A	-/-	L 6-14
194-72					

1952 (1-8-1)					
S	27	Louisiana Tech	H	-/-	L 13-32
O	4	Louisville	H	-/-	L 14-41
O	10	VMI	H	-/-	L 7-28
O	25	North Carolina State	A	-/-	L 7-13
N	1	Stetson	N	-/-	T 6-6
N	8	Mississippi So.	H	-/-	L 21-50
N	15	Furman**	H	-/-	L 0-9
N	22	Georgia Tech	A	-/2	L 0-30
N	29	Wofford	A	-/-	W 27-13
D	6	Tampa	H	-/-	L 6-39
101-261					

## COACHES' CUMULATIVE RECORDS

Name	Tenure	Years	W-L-T	Pct	FSU Pts	OPP Pts
Ed Williamson	1947	1	0-5-0	.000	18	90
Don Veller	1948-52	5	31-12-1	.716	957	510
Tom Nugent	1953-58	6	34-28-1	.548	1,139	927
Perry Moss	1959	1	4-6-0	.400	149	132
Bill Peterson	1960-70	11	62-42-11	.587	2,231	1,620
Larry Jones	1971-73	3	15-19-0	.441	694	729
Darrell Mudra	1974-75	2	4-18-0	.182	317	502
Bobby Bowden*	1976-2009	34	316-97-4	.763	13,693	7,510
Jimbo Fisher	2010-17	8	83-23	.783	3,728	2,006
Willie Taggart	2018-19	2	9-12	.429	508	637
Odell Haggins (Interim)	2017 & 2019	2	4-2	.667	202	126
Mike Norvell	2020-22	3	18-16	.529	1,032	910
<b>12 Coaches</b>	<b>1947-Present</b>	<b>76</b>	<b>580-280-17</b>	<b>.671</b>	<b>24,668</b>	<b>15,699</b>

\*Due to sanctions imposed on Florida State by the NCAA, the NCAA recognizes Coach Bowden with 377 overall victories and 304 wins at FSU.



## TOM NUGENT (1953-58) 34-28-1

Tom Nugent had a successful coaching stint at Florida State, as indicated by his 34-28-1 record in six years at the Seminole helm. Florida State participated in two bowl games during Nugent's tenure and his 1958 squad was the first FSU team to play Florida. Nugent also served as athletic director while head coach of the Seminoles.

1953 (5-5)					
S	25	Miami	A	-/-	L 0-27
O	3	Louisville	H	-/-	W 59-0
O	10	Abilene Christian	H	-/-	L 7-20
O	17	Louisiana Tech	A	-/-	L 21-32
O	31	VMI	H	-/-	W 12-7
N	7	Mississippi So.	A	-/-	L 0-21
N	14	Furman	H	-/-	L 7-14
N	21	Stetson**	H	-/-	W 13-6
N	28	North Carolina State	H	-/-	W 23-13
D	5	Tampa	A	-/-	W 41-6
183-146					

1954 (8-4)					
S	18	Georgia	H	-/-	L 0-14
S	25	Abilene Christian	H	-/-	L 0-13
O	2	Louisville	A	-/-	W 47-6
O	9	Villanova	H	-/-	W 52-13
O	16	North Carolina State	A	-/-	W 13-7
O	23	Auburn	A	-/-	L 0-33
O	30	VMI	N	-/-	W 33-19
N	13	Furman**	H	-/-	W 33-14
N	20	Stetson	A	-/-	W 47-6
N	27	Mississippi So.	H	-/-	W 19-18
D	4	Tampa	A	-/-	W 13-0
Sun Bowl					
J	1	Texas Western	A	-/-	L 20-47
277-190					

1955 (5-5)					
S	17	North Carolina State	H	-/-	W 7-0
S	30	Miami	A	-/-	L 0-34
O	8	Virginia Tech	H	-/-	L 20-24
O	15	Georgia	H	-/-	L 14-47
O	22	Georgia Tech	A	-/11	L 0-34
N	5	Villanova	H	-/-	W 16-13
N	11	Furman	A	-/-	W 19-6
N	19	The Citadel**	H	-/-	W 39-0
N	25	Mississippi So.	A	-/-	L 6-21
D	3	Tampa	A	-/-	W 26-7
147-186					

1956 (5-4-1)					
S	22	Ohio	H	-/-	W 47-7
S	29	Georgia	A	-/-	L 0-3
O	6	Virginia Tech	H	-/-	L 7-20
O	13	North Carolina State	A	-/-	W 14-0
O	20	Wake Forest**	H	-/-	T 14-14
O	27	Villanova	A	-/-	W 20-13
N	2	Miami	A	-/9	L 7-20
N	10	Furman	H	-/-	W 42-7
N	17	Mississippi So.	H	-/-	W 20-19
N	24	Auburn	A	-/-	L 7-13
178-116					

1957 (4-6)					
S	21	Furman	H	-/-	W 27-7
S	28	Boston College	A	-/-	L 7-20
O	5	Villanova	A	-/-	L 7-21
O	12	North Carolina State	H	-/13	L 0-7
O	19	Abilene Christian	H	-/-	W 34-7
O	26	Virginia Tech**	H	-/-	W 20-7
N	8	Miami	H	-/-	L 13-40
N	16	Mississippi So.	A	-/-	L 0-20
N	23	Auburn	H	-/2	L 7-29
N	30	Tampa	A	-/-	W 21-7
136-165					

## 1958 (7-4)

S	13	Tennessee Tech	H	-/-	W 22-7
S	20	Furman	H	-/-	W 42-6
S	26	Georgia Tech	A	-/-	L 3-17
O	4	Wake Forest	H	-/-	W 27-24
O	11	Georgia	N	-/-	L 13-28
O	18	Virginia Tech	H	-/-	W 28-0
O	25	Tennessee	A	-/-	W 10-0
N	1	Tampa**	H	-/-	W 43-0
N	7	Miami	A	-/-	W 17-6
N	22	Florida	A	-/-	L 7-21
Bluegrass Bowl					
D	13	Oklahoma State	N	-/-	L 6-15
218-124					



## PERRY MOSS (1959) 4-6-0

Moss was one of two FSU coaches who spent only a year at the school. Midway through the 1959 season, reports were published that Moss would leave to join the Montreal Alouettes of the Canadian Football League. True to the reports, he departed after a brief year in Tallahassee.

1959 (4-6)					
S	19	Wake Forest	H	-/-	L 20-22
S	26	The Citadel	H	-/-	W 47-6
O	3	Miami	H	-/-	L 6-7
O	10	Virginia Tech	A	-/-	W 7-6
O	17	Memphis State	A	-/-	L 6-16
O	24	Richmond	H	-/-	W 22-6
O	31	Georgia	A	-/14	L 0-42
N	14	William & Mary**	H	-/-	L 0-9
N	21	Florida	A	-/-	L 8-18
N	28	Tampa	A	-/-	W 33-0
149-132					



## BILL PETERSON (1960-70) 62-42-11

Bill Peterson took over a football program in deep trouble in 1960. When he left, 11 years and four bowl games later, he had become the most significant coach in the first 25 years of Florida State football. Under "Pete," the Seminoles went 62-42-11. The most memorable Peterson year was 1964, when the "Seven Magnificents" led Florida State to a 9-1-1 record and FSU's first ever win over Florida.

1960 (3-6-1)					
S	17	Richmond	H	-/-	W 28-0
S	24	Florida	A	-/-	L 0-3
O	1	Wake Forest	H	-/-	W 14-6
O	8	The Citadel	A	-/-	T 0-0
O	15	Mississippi So.	N	-/-	L 13-15
O	22	William & Mary	H	-/-	W 22-0
O	29	Kentucky**	H	-/-	L 0-23
N	4	Miami	A	-/-	L 7-25
N	12	Houston	H	-/-	L 6-7
N	19	Auburn	A	-/9	L 21-57
111-136					

1961 (4-5-1)					
S	16	G. Washington	H	-/-	W 15-7
S	30	Florida	A	-/17	T 3-3
O	7	Mississippi	A	-/2	L 0-33
O	14	Georgia	H	-/-	W 3-0
O	21	Richmond	H	-/-	W 13-7
O	28	Virginia Tech	A	-/-	L 7-10
N	4	Kentucky	A	-/-	L 0-20
N	11	The Citadel	H	-/-	W 44-8
N	18	Mississippi So.**	H	-/-	L 0-12
N	25	Houston	A	-/-	L 8-28
93-128					

# YEAR-BY-YEAR RESULTS

**1962 (4-3-3)**

S 15	The Citadel	H	-/-	W	49-0
S 22	Kentucky	A	-/-	T	0-0
S 29	Furman	H	-/-	W	42-0
O 5	Miami	A	-9	L	6-7
O 20	Georgia	A	-/-	W	18-0
O 27	Virginia Tech	H	-/-	W	20-7
N 3	Houston**	H	-/-	L	0-7
N 10	Georgia Tech	A	-/-	T	14-14
N 17	Florida	A	-/-	L	7-20
N 24	Auburn	A	-/-	T	14-14
					170-69

**1963 (4-5-1)**

S 20	Miami	A	-/-	W	24-0
S 28	Texas Christian	H	-/-	L	0-13
O 12	Wake Forest	H	-/-	W	35-0
O 19	Southern Miss	N	-/-	T	0-0
O 26	Virginia Tech	H	-/-	L	23-31
N 2	Furman	H	-/-	W	49-6
N 9	Georgia Tech	A	-/-	L	7-15
N 16	North Carolina State**	H	-/-	W	14-0
N 23	Auburn	A	-9	L	15-21
N 30	Florida	A	-/-	L	0-7
					167-93

**1964 (9-1-1)**

S 19	Miami	A	-/-	W	14-0
S 26	Texas Christian	A	-/-	W	10-0
O 3	New Mexico State	H	-/-	W	36-0
O 10	Kentucky**	H	-5	W	48-6
O 17	Georgia	A	10/-	W	17-14
O 24	Virginia Tech	A	10/-	L	11-20
O 31	Southern Miss	H	-/-	W	34-0
N 7	Houston	A	-/-	T	13-13
N 14	North Carolina State	H	-/-	W	28-6
N 21	Florida	H	-/-	W	16-7
Gator Bowl					
J 2	Oklahoma	N	-/-	W	36-19
					263-85

**1965 (4-5-1)**

S 25	Texas Christian	A	-/-	L	3-7
O 2	Baylor	H	-/-	W	9-7
O 9	Kentucky	A	-/-	L	24-26
O 16	Georgia	H	-5	W	10-3
O 23	Alabama	A	-/-	L	0-21
O 30	Virginia Tech	H	-/-	W	7-6
N 6	Wake Forest**	H	-/-	W	35-0
N 13	North Carolina State	A	-/-	L	0-3
N 20	Houston	H	-/-	T	16-16
N 27	Florida	A	-/-	L	17-30
					121-119

**1966 (6-5)**

S 17	Houston	H	-/-	L	13-21
S 24	Miami	A	-/-	W	23-20
O 8	Florida	H	-10	L	19-22
O 15	Texas Tech	A	-/-	W	42-33
O 22	Mississippi State	H	-/-	W	10-0
O 29	Virginia Tech	A	-/-	L	21-23
N 5	South Carolina	A	-/-	W	32-10
N 12	Syracuse	A	-/-	L	21-37
N 19	Wake Forest**	H	-/-	W	28-20
N 26	Maryland	H	-/-	W	45-21
Sun Bowl					
D 24	Wyoming	N	-/-	L	20-28
					277-219

\*The disallowed catch by FSU's Lane Fenner made this an FSU "victory" in the school paper.

**1967 (7-2-2)**

S 15	Houston	A	-/-	L	13-33
S 23	Alabama	A	-2	T	37-37
S 30	North Carolina State	H	-/-	L	10-20
O 7	Texas A&M	A	-/-	W	19-18
O 14	South Carolina	H	-/-	W	17-0
O 21	Texas Tech**	H	-/-	W	28-12
O 28	Mississippi State	H	-/-	W	24-12
N 4	Memphis State	A	-/-	W	26-7
N 11	Virginia Tech	H	-/-	W	38-15
N 25	Florida	A	-/-	W	21-16
Gator Bowl					
D 30	Penn State	N	-10	T	17-17
					250-187

**1968 (8-3)**

S 21	Maryland	A	-/-	W	24-14
S 28	Florida	H	-5	L	3-9
O 5	Texas A&M	H	-17	W	20-14
O 19	Memphis State	H	19/-	W	20-10
O 26	South Carolina	A	20/-	W	35-28
N 2	Virginia Tech	H	-/-	L	22-40
N 9	Mississippi State	A	-/-	W	27-14
N 16	North Carolina State	A	-/-	W	48-7
N 23	Wake Forest**	H	-/-	W	42-24
N 29	Houston	N	-18	W	40-20
Peach Bowl					
D 30	LSU	N	19/-	L	27-31
					308-211

**1969 (6-3-1)**

S 20	Wichita State	H	-/-	W	24-0
S 26	Miami	A	-/-	W	16-14
O 4	Florida	A	-12	L	6-21
O 18	Tulsa	A	-/-	W	38-20
O 25	Mississippi State	H	-/-	W	20-17
N 1	South Carolina**	H	-/-	W	34-9
N 8	Virginia Tech	A	-/-	T	10-10
N 15	Memphis State	H	-/-	L	26-28
N 22	North Carolina State	H	-/-	W	33-22
N 29	Houston	A	-18	L	13-41
					220-182

**1970 (7-4)**

S 12	Louisville	H	-/-	W	9-7
S 19	Georgia Tech	A	-/-	L	13-23
S 26	Wake Forest	H	-/-	W	19-14
O 10	Florida	H	-/-	L	27-38
O 17	Memphis State	A	-/-	L	12-16
O 24	South Carolina	A	-/-	W	21-13
O 30	Miami	A	-/-	W	27-3
N 7	Clemson	H	-/-	W	38-13
N 14	Virginia Tech**	H	-/-	W	34-8
N 21	Kansas State	H	-/-	W	33-7
N 26	Houston	N	-/-	L	21-53
					254-195



**LARRY JONES**  
(1971-73) 15-19-0

Larry Jones compiled a 15-19 record in three years as the Seminole head coach. In his first two seasons, the popular coach led his teams to a 15-8 record; but he is probably remembered most for the 1973 campaign, when his team did not win a game.

**1971 (8-4)**

S 11	Southern Miss	N	-/-	W	24-9
S 18	Miami	A	-/-	W	20-17
S 25	Kansas	H	-/-	W	30-7
O 2	Virginia Tech	A	-/-	W	17-3
O 9	Mississippi State**	H	-/-	W	27-9
O 16	Florida	A	19/-	L	15-17
O 23	South Carolina	H	19/-	W	49-18
O 30	Houston	A	-/-	L	7-14
N 13	Georgia Tech	A	-/-	L	6-12
N 20	Tulsa	H	-/-	W	45-10
N 27	Pitt	H	-/-	W	31-13
Fiesta Bowl					
D 27	Arizona State	N	-8	L	38-45
					309-174

**1972 (7-4)**

S 9	Pitt	A	19/-	W	19-7
S 16	Miami	A	20/-	W	37-14
S 23	Virginia Tech	H	17/-	W	27-15
S 30	Kansas	A	16/-	W	44-22
O 7	Florida	H	13/-	L	13-42
O 14	Mississippi State	N	-/-	W	25-21
O 21	Colorado State**	H	-/-	W	37-0
O 28	Auburn	A	-12	L	14-27
N 4	Houston	H	-/-	L	27-31
N 11	Tulsa	H	-/-	W	23-21
N 18	South Carolina	A	-/-	L	21-24
					287-224

**1973 (0-11)**

S 15	Wake Forest	A	-/-	L	7-9
S 22	Kansas	H	-/-	L	0-28
S 29	Miami	H	-18	L	10-14
O 6	Baylor	A	-/-	L	14-21
O 13	Mississippi State	H	-/-	L	12-37
O 20	Memphis State**	H	-/-	L	10-13
O 27	San Diego State	A	-/-	L	17-38
N 3	Houston	A	-18	L	3-34
N 10	Virginia Tech	A	-/-	L	13-36
N 17	South Carolina	H	-/-	L	12-52
D 1	Florida	A	-/-	L	0-49
					98-331



**DARRELL MUDRA**  
(1974-75) 4-18-0


Darrell Mudra was a successful coach before arriving at Florida State, and he was successful after he left. At FSU, Mudra inherited an 0-11 team and wasn't able to bring the program back to the glory years it enjoyed under Bill Peterson. Mudra coached from the press box instead of the sidelines.

**1974 (1-10)**

S 14	Pitt	H	-13	L	6-9
S 21	Colorado State	H	-/-	L	7-14
S 28	Kansas	A	-/-	L	9-40
O 5	Baylor	H	-/-	L	17-21
O 12	Alabama	A	-3	L	7-8
O 19	Florida	H	-14	L	14-24
O 26	Auburn	A	-5	L	6-38
N 2	Memphis State	A	-/-	L	14-42
N 8	Miami	A	-/-	W	21-14
N 16	Virginia Tech**	H	-/-	L	21-56
N 23	Houston	H	-15	L	8-23
					130-289

**1975 (3-8)**

S 13	Texas Tech	A	-/-	L	20-31
S 20	Utah State	H	-/-	W	17-8
S 27	Iowa State	H	-/-	L	6-10
O 4	Georgia Tech	A	-/-	L	0-30
O 11	Virginia Tech	A	-/-	L	10-13
O 18	Florida	A	-14	L	8-34
O 25	Auburn	H	-/-	L	14-17
N 1	Clemson	A	-/-	W	43-7
N 8	Memphis State	H	-/-	L	14-17
N 15	Miami**	H	-/-	L	22-24
N 22	Houston	A	-/-	W	33-22
					187-213



**1964**

Bill Peterson led Florida State to one of the greatest seasons in school history in 1964. The Seminoles finished 9-1-1, defeated Florida for the first time and routed Oklahoma in the Gator Bowl.

# YEAR-BY-YEAR RESULTS



## **BOBBY BOWDEN** **(1976-2009) 316-97-4\***

Bobby Bowden spent 34 years at the helm of the Seminole program that he resurrected beginning in 1976. By far the winningest coach in school history, Bowden accumulated more wins than the previous seven head coaches combined. He finished his career as major college football's all-time second-winningest coach. Bowden took the Florida State program to the top of the college football world and won two national championships (1993, 1999). Bowden's Seminoles were one of the most dominant bowl teams ever posting a 21-9-1 record with NCAA records for consecutive bowl wins (10) and consecutive bowl appearances without a loss (14). Bowden is the only coach in the history of college football to lead teams to 10 or more wins over 14 straight seasons. He is also the only coach ever to lead his team to 14 straight finishes among the Associated Press Top Five.

*\* Due to sanctions imposed on Florida State by the NCAA, the NCAA recognizes Bowden with 377 overall victories and 304 wins at FSU.*

**1976 (5-6)**

S 11	Memphis State	A	-/-	L	12-21
S 18	Miami	A	-/-	L	0-47
S 25	Oklahoma	A	-/4	L	9-24
O 2	Kansas State	H	-/-	W	20-10
O 9	Boston College	A	-/13	W	28-9
O 16	Florida	H	-/12	L	26-33
O 23	Auburn	A	-/-	L	19-31
O 30	Clemson	H	-/-	L	12-15
N 6	Southern Miss**	H	-/-	W	30-27
N 13	North Texas State	A	-/-	W	21-20
N 20	Virginia Tech	H	-/-	W	28-21

205-258

**1977 (10-2)**  
**RANKED 14th AP**

S 10	Southern Miss	A	-/-	W	35-6
S 17	Kansas State	A	-/-	W	18-10
S 24	Miami	H	-/-	L	17-23
O 1	Oklahoma State	A	-/-	W	25-17
O 8	Cincinnati	H	-/-	W	14-0
O 22	Auburn	H	-/-	W	24-3
O 29	North Texas State**	H	20/-	W	35-14
N 5	Virginia Tech	A	15/-	W	23-21
N 12	Memphis State	H	16/-	W	30-9
N 19	San Diego State	A	13/-	L	16-41
D 3	Florida	A	19/-	W	37-9

Tangerine Bowl  
D 23 Texas Tech N -/- W 40-17  
314-170

**1978 (8-3)**

S 9	Syracuse	A	17/-	W	28-0
S 16	Oklahoma State	H	16/-	W	38-20
S 23	Miami	A	13/-	W	31-21
S 30	Houston	H	10/-	L	21-27
O 7	Cincinnati	H	18/-	W	26-21
O 14	Mississippi State	A	15/-	L	27-55
O 21	Pitt	A	-/15	L	3-7
O 28	Southern Miss	A	-/-	W	38-16
N 11	Virginia Tech	H	-/-	W	24-14
N 18	Navy**	H	-/-	W	38-6
N 25	Florida	H	-/-	W	38-21

312-208

**1979 (11-1)**  
**RANKED 6th AP**

S 8	Southern Miss	H	19/-	W	17-14
S 15	Arizona State	N	18/-	W	31-3
S 22	Miami	H	14/-	W	40-23
S 29	Virginia Tech	A	12/-	W	17-10
O 6	Louisville	A	9/-	W	27-0
O 13	Mississippi State	H	9/-	W	17-6
O 27	Louisiana State	A	8/-	W	24-19
N 3	Cincinnati	A	6/-	W	26-21
N 10	South Carolina**	H	7/19	W	27-7
N 17	Memphis State	H	5/-	W	66-17
N 23	Florida	A	5/-	W	27-16

Orange Bowl  
J 1 Oklahoma N 4/5 L 7-24  
326-160

**1980 (10-2)**  
**RANKED 5th AP**

S 6	Louisiana State	A	13/-	W	16-0
S 13	Louisville	H	10/-	W	52-0
S 20	East Carolina	H	9/-	W	63-7
S 27	Miami	A	9/-	L	9-10
O 4	Nebraska	A	16/3	W	18-14
O 11	Pitt**	H	11/4	W	36-22
O 18	Boston College	H	7/-	W	41-7
O 25	Memphis State	A	6/-	W	24-3
N 1	Tulsa	H	5/-	W	45-2
N 8	Virginia Tech	H	3/-	W	31-7
D 6	Florida	H	3/19	W	17-13

Orange Bowl  
J 1 Oklahoma N 2/4 L 17-18  
369-103

**1981 (6-5)**

S 5	Louisville	H	19/-	W	17-0
S 12	Memphis State	H	18/-	W	10-5
S 19	Nebraska	A	19/17	L	14-34
O 3	Ohio State	A	20/7	W	36-27
O 10	Notre Dame	A	20/-	W	19-13
O 17	Pitt	A	11/13	L	14-42
O 24	Louisiana State	A	20/-	W	38-14
O 31	Western Carolina**	H	17/-	W	56-31
N 7	Miami	H	14/13	L	19-27
N 14	Southern Miss	H	20/14	L	14-58
N 28	Florida	A	-/-	L	3-35

240-286

**1982 (9-3)**  
**RANKED 13th AP**

S 4	Cincinnati	H	-/-	W	38-31
S 18	Pitt	H	-/2	L	17-37
S 25	Southern Miss	A	-/-	W	24-17
O 2	Ohio State	A	-/-	W	34-17
O 9	Southern Illinois**	H	-/-	W	59-8
O 16	East Carolina	H	19/-	W	56-17
O 30	Miami	A	14/16	W	24-7
N 6	South Carolina	A	12/-	W	56-26
N 13	Louisville	H	9/-	W	49-14
N 20	Louisiana State	A	7/12	L	21-55
D 4	Florida	H	15/-	L	10-13

Gator Bowl  
D 30 West Virginia N -/10 W 31-12  
419-254

**1983 (8-4)**

S 3	East Carolina	H	7/-	W	47-46
S 10	Louisiana State	A	12/13	W	40-35
S 17	Tulane	A	9/-	W*	28-34
O 1	Auburn	A	17/10	L	24-27
O 8	Pitt	A	-/-	L	16-17
O 15	Cincinnati**	H	-/-	W	43-17
O 20	Louisville	H	-/-	W	51-7
O 29	Arizona State	A	-/-	W	29-26
N 5	South Carolina	H	-/-	W	45-30
N 12	Miami	H	-/6	L	16-17
D 3	Florida	A	-/12	L	14-53

Peach Bowl  
D 30 North Carolina N -/- W 28-3  
381-312

**1984 (7-3-2)**  
**RANKED 17th AP**

S 1	East Carolina	H	20/-	W	48-17
S 15	Kansas	A	18/-	W	42-16
S 22	Miami	A	15/4	W	38-3
S 29	Temple**	H	9/-	W	44-27
O 6	Memphis State	A	6/-	T	17-17
O 13	Auburn	H	9/16	L	41-42
O 20	Tulane	H	15/-	W	27-6
N 3	Arizona State	A	15/-	W	52-44
N 10	South Carolina	A	14/5	L	26-38
N 17	Tennessee-Chatt.	H	17/-	W	37-0
D 1	Florida	H	12/3	L	17-27

Citrus Bowl  
D 22 Georgia N -/- T 17-17  
406-254

**1985 (9-3)**  
**RANKED 15th AP**

A 31	Tulane	A	17/-	W	38-12
S 7	Nebraska	A	7/10	W	17-13
S 21	Memphis State	H	6/-	W	19-10
S 28	Kansas	H	4/-	W	24-20
O 12	Auburn	A	4/12	L	27-59
O 19	Tulsa	H	13/-	W	76-14
O 26	North Carolina	A	11/-	W	20-10
N 2	Miami	H	10/11	L	27-35
N 9	South Carolina	H	16/-	W	56-14
N 16	Western Carolina**	H	15/-	W	50-10
N 30	Florida	A	12/6	L	14-38

Gator Bowl  
D 30 Oklahoma State N 18/19 W 34-23  
402-258

**1986 (7-4-1)**

A 30	Toledo	H	11/-	W	24-0
S 6	Nebraska	A	11/8	L	17-34
S 20	North Carolina	H	15/-	T	10-10
S 27	Michigan	A	20/5	L	18-20
O 11	Tulane	H	-/-	W	54-21
O 18	Wichita State	H	-/-	W	59-3
O 25	Louisville	A	20/-	W	54-18
N 1	Miami	A	-/1	L	23-41
N 8	South Carolina	A	-/-	W	45-28
N 15	South Carolina**	H	-/-	W	49-13
N 29	Florida	H	-/-	L	13-17

All-American Bowl  
D 31 Indiana N -/- W 27-13  
393-218

**1987 (11-1)**  
**RANKED 2nd AP**

S 5	Texas Tech	H	8/-	W	40-16
S 12	East Carolina	A	8/-	W	44-3
S 19	Memphis State	H	7/-	W	41-24
S 26	Michigan State	A	6/-	W	31-3
O 3	Miami	H	4/3	L	25-26
O 10	Southern Miss	A	6/-	W	61-10
O 17	Louisville	H	4/-	W	32-9
O 31	Tulane**	H	4/-	W	73-14
N 7	Auburn	A	4/6	W	34-6
N 14	Furman	H	4/-	W	41-10
N 28	Florida	A	3/-	W	28-14

Fiesta Bowl  
J 1 Nebraska N 3/5 W 31-28  
481-163

**1988 (11-1)**  
**RANKED 3rd AP**

S 3	Miami	A	1/8	L	0-31
S 10	Southern Miss	H	10/-	W	49-13
S 17	Clemson	A	10/3	W	24-21
S 24	Michigan State	H	9/-	W	30-7
O 1	Tulane	A	6/-	W	48-28
O 8	Georgia Southern**	H	6/-	W	28-10
O 15	East Carolina	H	5/-	W	45-21
O 22	Louisiana Tech	H	7/-	W	66-3
N 5	South Carolina	A	5/15	W	59-0
N 12	Virginia Tech	H	5/-	W	41-14
N 26	Florida	H	5/-	W	52-17

Sugar Bowl  
J 2 Auburn N 4/7 W 13-7  
455-172

**1989 (10-2)**  
**RANKED 3rd AP**

S 2	Southern Miss	N	6/-	L	26-30
S 9	Clemson	H	-/10	L	23-34
S 16	Louisiana State	A	-/21	W	31-21
S 23	Tulane	H	-/-	W	59-9
O 7	Syracuse	A	25/17	W	41-10
O 14	Virginia Tech	A	19/-	W	41-7
O 21	Auburn	H	9/11	W	22-14
O 28	Miami	H	6/2	W	24-10
N 4	South Carolina**	H	5/-	W	35-10
N 18	Memphis State	H	5/-	W	57-20
D 2	Florida	A	6/-	W	24-17

Fiesta Bowl  
J 1 Nebraska N 5/6 W 41-17  
424-199

**1990 (10-2)**  
**RANKED 4th AP**

S 8	East Carolina	H	3/-	W	45-24
S 15	Georgia Southern	H	3/-	W	48-6
S 22	Tulane	A	2/-	W	31-13
S 29	Virginia Tech	H	2/-	W	39-28
O 6	Miami	A	2/9	L	22-31
O 20	Auburn	A	7/5	L	17-20
O 27	Louisiana State	H	12/-	W	42-3
N 3	South Carolina	A	12/-	W	41-10
N 10	Cincinnati**	H	9/-	W	70-21
N 17	Memphis State	N	9/-	W	35-3
D 1	Florida	H	8/6	W	45-30

Blockbuster Bowl  
D 28 Penn State N 6/7 W 24-17  
459-206

**1991 (11-2)**  
**RANKED 4th AP**

A 29	Brigham Young	N	1/19	W	44-28
S 7	Tulane	H	1/-	W	38-11
S 14	Western Michigan	H	1/-	W	58-0
S 28	Michigan	A	1/3	W	51-31
O 5	Syracuse	H	1/10	W	46-14
O 12	Virginia Tech	N	1/-	W	33-20
O 19	Mid Tenn State**	H	1/-	W	39-10
O 26	Louisiana State	A	1/-	W	27-16
N 2	Louisville	A	1/-	W	40-15
N 9	South Carolina	H	1/-	W	38-10
N 16	Miami	H	1/2	L	16-17
N 30	Florida	A	3/5	L	9-14

Cotton Bowl  
J 1 Texas A&M N 5/9 W 10-2  
449-188

**1992 (11-1, 8-0)**  
**RANKED 2nd AP - ACC Champions**

S 5	Duke	H	4/-	W	48-21
S 12	Clemson	A	5/15	W	24-20
S 19	North Carolina State	A	3/16	W	34-13
S 26	Wake Forest	H	3/-	W	35-7
O 3	Miami	A	3/2	L	16-19
O 10	North Carolina	H	8/-	W	36-13
O 17	Georgia Tech	A	6/16	W	29-24
O 31	Virginia	A	6/23	W	13-3
N 7	Maryland**	H	6/-	W	69-21
N 14	Tulane	H	5/-	W	70-7
N 28	Florida	H	3/6	W	45-24

Orange Bowl  
J 1 Nebraska N 3/11 W 27-14  
446-186



# YEAR-BY-YEAR RESULTS



**18**

**10-win seasons**  
Bobby Bowden (1976-2009)

**1993 (12-1, 8-0)**  
**RANKED 1st AP**  
**National Champions - ACC Champions**

S 28	Kansas	N	1/-	W	42-0
S 4	Duke	A	1/-	W	45-7
S 11	Clemson	H	1/17	W	57-0
S 18	North Carolina	A	1/13	W	33-7
O 2	Georgia Tech	H	1/-	W	51-0
O 9	Miami	H	1/3	W	28-10
O 16	Virginia	H	1/15	W	40-14
O 30	Wake Forest**	H	1/-	W	54-0
N 6	Maryland	A	1/-	W	49-20
N 13	Notre Dame	A	1/2	L	24-31
N 20	North Carolina State	H	2/-	W	62-3
N 27	Florida	A	1/7	W	33-21
Orange Bowl					
J 1	Nebraska	N	1/2	W	18-16
					536-129

**1994 (10-1-1, 8-0)**  
**RANKED 4th AP - ACC Champions**

S 3	Virginia	H	4/-	W	41-17
S 10	Maryland	A	4/-	W	52-20
S 17	Wake Forest	A	3/-	W	56-14
S 24	North Carolina	H	3/13	W	31-18
O 8	Miami	A	3/13	L	20-34
O 22	Clemson**	H	10/-	W	17-0
O 29	Duke	H	9/13	W	59-20
N 5	Georgia Tech	A	8/-	W	41-10
N 12	Notre Dame	N	8/-	W	23-16
N 19	North Carolina State	A	8/22	W	34-3
N 26	Florida	H	7/4	T	31-31
Sugar Bowl					
J 2	Florida	N	7/5	W	23-17
					428-200

**1995 (10-2, 7-1)**  
**RANKED 4th AP - ACC Champions**

S 2	Duke	N	1/-	W	70-26
S 9	Clemson	A	1/-	W	45-26
S 16	North Carolina State	H	1/-	W	77-17
S 23	Central Florida	H	1/-	W	46-14
O 7	Miami	H	1/-	W	41-17
O 14	Wake Forest**	H	1/-	W	72-13
O 21	Georgia Tech	H	1/-	W	42-10
N 2	Virginia	A	2/24	L	28-33
N 11	North Carolina	A	6/-	W	28-12
N 18	Maryland	H	6/-	W	59-17
N 25	Florida	A	6/3	L	24-35
Orange Bowl					
J 1	Notre Dame	N	7/6	W	31-26
					563-246

**1996 (11-1, 8-0)**  
**RANKED 3rd AP - ACC Champions**

S 7	Duke	H	3/-	W	44-7
S 19	North Carolina State	A	3/-	W	51-17
S 28	North Carolina	H	2/11	W	13-0
O 5	Clemson	H	2/-	W	34-3
O 12	Miami	A	3/6	W	34-16
O 26	Virginia**	H	3/14	W	31-24
N 2	Georgia Tech	A	3/-	W	49-3
N 9	Wake Forest	N	3/-	W	44-7
N 16	Southern Miss	H	3/25	W	54-14
N 23	Maryland	N	3/-	W	48-10
N 30	Florida	H	2/1	W	24-21
Sugar Bowl					
J 2	Florida	N	1/3	L	20-52
					446-174

**1997 (11-1, 8-0)**  
**RANKED 3rd AP - ACC Champions**

S 6	Southern Cal	A	5/23	W	14-7
S 13	Maryland	H	5/-	W	50-7
S 20	Clemson	A	5/16	W	35-28
O 4	Miami	H	4/-	W	47-0
O 11	Duke	A	4/-	W	51-27
O 18	Georgia Tech	H	4/21	W	38-0
O 25	Virginia	A	3/-	W	47-21
N 1	North Carolina State**	H	3/-	W	48-35
N 8	North Carolina	A	3/5	W	20-3
N 15	Wake Forest	H	3/-	W	58-7
N 22	Florida	A	2/10	L	29-32
Sugar Bowl					
J 1	Ohio State	N	4/9	W	31-14
					468-181

**1998 (11-2, 7-1)**  
**RANKED 3rd AP - ACC Champions**

A 31	Texas A&M	N	2/15	W	23-14
S 12	North Carolina State	A	2/-	L	7-24
S 19	Duke	H	11/-	W	62-13
S 26	Southern Cal	H	10/18	W	30-10
O 3	Maryland	A	9/-	W	24-10
O 10	Miami	A	8/-	W	26-14
O 17	Clemson**	H	6/-	W	48-0
O 24	Georgia Tech	A	6/20	W	34-7
O 31	North Carolina	H	5/-	W	39-13
N 7	Virginia	H	6/12	W	45-14
N 14	Wake Forest	A	5/-	W	24-7
N 21	Florida	H	5/4	W	23-12
Fiesta Bowl					
J 4	Tennessee	N	2/1	L	16-23
					401-161

**1999 (12-0, 8-0)**  
**RANKED 1st AP**  
**National Champions - ACC Champions**

A 28	Louisiana Tech	H	1/-	W	41-7
S 11	Georgia Tech	H	1/10	W	41-35
S 18	North Carolina State	H	1/20	W	42-11
S 25	North Carolina	A	1/-	W	42-10
O 2	Duke	N	1/-	W	51-23
O 9	Miami	H	1/19	W	31-21
O 16	Wake Forest**	H	1/-	W	33-10
O 23	Clemson	A	1/-	W	17-14
O 30	Virginia	A	1/-	W	35-10
N 13	Maryland	H	1/-	W	49-10
N 20	Florida	A	1/3	W	30-23
Sugar Bowl					
J 4	Virginia Tech	N	1/2	W	46-29
					458-203

**2000 (11-2, 8-0)**  
**RANKED 5th AP - ACC Champions**

A 26	BYU	N	2/-	W	29-3
S 9	Georgia Tech	A	2/-	W	26-21
S 16	North Carolina	H	2/-	W	63-14
S 23	Louisville	H	2/-	W	31-0
S 28	Maryland	A	2/-	W	59-7
O 7	Miami	A	1/7	L	24-27
O 14	Duke**	H	7/-	W	63-14
O 21	Virginia	H	6/-	W	37-3
O 28	North Carolina State	A	6/21	W	58-14
N 4	Clemson	H	4/10	W	54-7
N 11	Wake Forest	A	3/-	W	35-6
N 18	Florida	H	3/4	W	30-7
Orange Bowl					
J 3	Oklahoma	N	3/1	L	2-13
					511-136

**2001 (8-4, 6-2)**  
**RANKED 15th AP**

S 1	Duke	A	6/-	W	55-13
S 8	UAB	H	6/-	W	29-7
S 22	North Carolina	A	6/-	L	9-41
S 29	Wake Forest	H	18/-	W	48-24
O 13	Miami	H	14/2	L	27-49
O 20	Virginia	A	21/-	W	43-7
O 27	Maryland	H	19/10	W	52-31
N 3	Clemson	A	14/-	W	41-27
N 10	North Carolina State**	H	10/-	L	28-34
N 17	Florida	A	21/3	L	13-37
D 1	Georgia Tech	H	-/-	W	28-17
Gator Bowl					
J 1	Virginia Tech	N	24/15	W	30-17
					403-304

**2002 (9-5, 7-1)**  
**RANKED 21st AP - ACC Champions**

A 24	Iowa State	N	5/-	W	38-31
A 31	Virginia	H	5/-	W	40-19
S 14	Maryland	A	5/-	W	37-10
S 21	Duke	H	5/-	W	48-17
S 26	Louisville (OT)	A	4/-	L	20-26
O 3	Clemson	H	11/-	W	48-31
O 12	Miami	A	9/1	L	27-28
O 26	Notre Dame	H	11/6	L	24-34
N 2	Wake Forest	A	18/-	W	34-21
N 9	Georgia Tech	A	17/-	W	21-13
N 16	North Carolina**	H	15/-	W	40-14
N 23	North Carolina State	A	14/-	L	7-17
N 30	Florida	H	23/14	W	31-14
Sugar Bowl					
J 1	Georgia	N	16/4	L	13-26
					428-301

**2003 (10-3, 7-1)**  
**RANKED 11th AP - ACC Champions**

A 30	North Carolina	A	13/-	W	37-0
S 6	Maryland	H	11/-	W	35-10
S 13	Georgia Tech	H	10/-	W	14-13
S 20	Colorado	H	10/-	W	47-7
S 27	Duke	A	6/-	W	56-7
O 11	Miami	H	5/2	L	14-22
O 18	Virginia	A	7/-	W	19-14
O 25	Wake Forest	H	6/-	W	48-24
N 1	Notre Dame	A	5/-	W	37-0
N 8	Clemson	A	3/-	L	10-26
N 15	NC State** (2 OT)	H	13/-	W	50-44
N 29	Florida	A	9/11	W	38-34
Orange Bowl					
J 4	Miami	N	9/10	L	14-16
					419-217

**2004 (9-3, 6-2)**  
**RANKED 15th AP**

S 10	Miami (OT)	A	4/5	L	10-16
S 18	UAB	H	8/-	W	34-7
S 25	Clemson	H	8/-	W	41-22
O 2	North Carolina	H	9/-	W	38-16
O 9	Syracuse	A	8/-	W	17-13
O 16	Virginia	H	7/6	W	36-3
O 23	Wake Forest	A	5/-	W	20-17
O 30	Maryland	A	5/-	L	17-20
N 6	Duke**	H	13/-	W	29-7
N 11	North Carolina State	A	11/-	W	17-10
N 20	Florida	H	10/-	L	13-20
Gator Bowl					
J 1	West Virginia	N	17/-	W	30-18
					302-169

**2005 (8-5, 3-3)**  
**RANKED 22nd AP - ACC Champions**

S 5	Miami	H	14/9	W	10-7
S 10	The Citadel	H	11/-	W	62-10
S 17	Boston College	A	8/17	W	28-17
O 1	Syracuse	H	6/-	W	38-14
O 8	Wake Forest	H	4/-	W	41-24
O 15	Virginia	A	4/-	L	21-26
O 22	Duke	A	11/-	W	55-24
O 29	Maryland**	H	10/-	W	35-27
N 5	North Carolina State	H	9/-	L	15-20
N 12	Clemson	A	17/-	L	14-35
N 26	Florida	A	23/19	L	7-34
ACC Championship					
D 3	Virginia Tech	N	-/5	W	27-22
Orange Bowl					
J 3	Penn State (3 OT)	N	22/3	L	23-26
					376-286

**2006 (7-6, 3-5)**

S 4	Miami	A	11/12	W	13-10
S 9	Troy	H	9/-	W	24-17
S 16	Clemson	H	9/-	L	20-27
S 23	Rice?	H	19/-	W	55-7
O 5	North Carolina State	A	17/-	L	20-24
O 14	Duke?	A	-/-	W	51-24
O 21	Boston College	H	-/-	L	19-24
O 28	Maryland	A	-/-	L	24-27
N 4	Virginia?	H	-/-	W	33-0
N 11	Wake Forest	H	-/18	L	0-30
N 18	Western Michigan**?	H	-/-	W	28-20
N 25	Florida	H	-/4	L	14-21
Emerald Bowl					
D 27	UCLA?	N	-/-	W	44-27
					345-258

MEDIA

PREVIEW

TEAM

COACHES

REVIEW

HONORS

PROS

RECORDS

FSU



# YEAR-BY-YEAR RESULTS

## 2007 (7-6, 4-4)

S 3	Clemson	A	21/-	L	18-24
S 8	UAB?	H	-/-	W	34-24
S 15	Colorado?	A	-/-	W	16-6
S 29	Alabama?	N	-/22	W	21-14
O 6	North Carolina State?	H	-/-	W	27-10
O 11	Wake Forest	A	21/-	L	21-24
O 20	Miami	H	-/-	L	29-37
O 27	Duke**?	H	-/-	W	25-6
N 3	Boston College?	A	-/2	W	27-17
N 10	Virginia Tech	A	-/11	L	21-40
N 17	Maryland?	H	-/-	W	24-16
N 24	Florida	A	-/12	L	12-45
Music City Bowl					
D 31	Kentucky	N	-/-	L	28-35
303-298					

## 2008 (9-4, 5-3) RANKED 21st AP

S 6	Western Carolina	H	-/-	W	69-0
S 13	Chattanooga	H	-/-	W	46-7
S 20	Wake Forest	H	24/18	L	3-12
S 27	Colorado	N	-/-	W	39-21
O 4	Miami	A	-/-	W	41-39
O 16	North Carolina State	A	-/-	W	26-17
O 25	Virginia Tech	H	24/-	W	30-20
N 1	Georgia Tech	A	16/-	L	28-31
N 8	Clemson	H	24/-	W	41-27
N 15	Boston College**	H	20/-	L	17-27
N 22	Maryland	A	-/22	W	37-3
N 29	Florida	H	23/2	L	15-45
Champs Sports Bowl					
D 27	Wisconsin	N	-/-	W	42-13
434-262					

## 2009 (7-6, 4-4)

S 7	Miami	H	18/-	L	34-38
S 12	Jacksonville State	H	-/-	W	19-9
S 19	Brigham Young	A	-/7	W	54-28
S 26	South Florida	H	18/-	L	7-17
O 3	Boston College	A	-/-	L	21-28
O 10	Georgia Tech	H	-/22	L	44-49
O 22	North Carolina	A	-/-	W	30-27
O 31	North Carolina State**	H	-/-	W	45-42
N 7	Clemson	A	-/-	L	24-40
N 14	Wake Forest	A	-/-	W	41-28
N 21	Maryland	H	-/-	W	29-26
N 28	Florida	A	-/1	L	10-37
Gator Bowl					
J 1	West Virginia	N	-/18	W	33-21
391-390					



## JIMBO FISHER (2010-17) 83-23-0

Jimbo Fisher led the Florida State program for nearly eight full seasons. He finished his career with five bowl wins, including the 2013 National Championship and two Orange Bowl titles. He earned the highest winning percentage in ACC history (.783) and his 78 wins in his first seven years were the most by a Power Five coach through their first seven seasons in modern history. Fisher guided the Seminoles to three consecutive ACC championships from 2012-2014, winning a school- and ACC-record 29 straight games in the process. In 2013, Fisher planted the Seminoles back at the top of the college football world, leading Florida State to a 14-0 record en route to the final national championship of the BCS era.

## 2010 (10-4, 6-2) RANKED 16th AP

S 4	Samford	H	20/-	W	59-6
S 11	Oklahoma	A	17/10	L	17-47
S 18	Brigham Young	H	17/-	W	34-10
S 25	Wake Forest	H	-/-	W	31-0
O 2	Virginia	A	-/-	W	34-10
O 9	Miami	A	23/13	W	45-17
O 16	Boston College	H	16/-	W	24-19
O 28	North Carolina State	A	16/-	L	24-28
N 6	North Carolina**	H	24/-	L	35-37
N 13	Clemson	H	-/-	W	16-13
N 20	Maryland	A	-/-	W	30-16
N 27	Florida	H	22/-	W	31-7
ACC Championship					
D 4	Virginia Tech	N	20/12	L	33-44
Chick-fil-A Bowl					
D 31	South Carolina	N	23/19	W	26-17
439-271					

## 2011 (9-4, 5-3) RANKED 23rd AP

S 3	Louisiana-Monroe	H	6/-	W	34-0
S 10	Charleston Southern	H	5/-	W	62-10
S 17	Oklahoma	H	5/1	L	13-23
S 24	Clemson	A	11/21	L	30-35
O 8	Wake Forest	A	23/-	L	30-35
O 15	Duke	A	-/-	W	41-16
O 22	Maryland	H	-/-	W	41-16
O 29	North Carolina State	H	-/-	W	34-0
N 3	Boston College	A	24/-	W	38-7
N 12	Miami	H	-/-	W	23-19
N 19	Virginia**	H	23/-	L	13-14
N 26	Florida	A	-/-	W	21-7
Champs Sports Bowl					
D 29	Notre Dame	N	25/-	W	18-14
398-196					

## 2012 (12-2, 7-1) RANKED 10th AP - ACC Champions

S 1	Murray State	H	7/-	W	69-3
S 8	Savannah State	H	6/-	W	55-0
S 15	Wake Forest	H	5/-	W	52-0
S 22	Clemson	H	4/10	W	49-37
S 29	South Florida	A	4/-	W	30-17
O 6	North Carolina State	A	3/-	L	16-17
O 13	Boston College	H	12/-	W	51-7
O 20	Miami	A	12/-	W	33-20
O 27	Duke**	H	11/-	W	48-7
N 8	Virginia Tech	A	8/-	W	28-22
N 17	Maryland	A	10/-	W	41-14
N 24	Florida	H	10/6	L	26-37
ACC Championship					
D 1	Georgia Tech	N	13/-	W	21-15
Orange Bowl					
J 1	Northern Illinois	N	13/16	W	31-10
550-206					

## 2013 (14-0, 8-0) RANKED 1st AP National Champions - ACC Champions

S 2	Pitt	A	10/-	W	41-13
S 14	Nevada	H	10/-	W	62-7
S 21	Bethune-Cookman	H	8/-	W	54-6
S 28	Boston College	A	8/-	W	48-34
O 5	Maryland	H	8/25	W	63-0
O 19	Clemson	A	5/3	W	51-14
O 26	North Carolina State	H	3/-	W	49-17
N 2	Miami	H	3/7	W	41-14
N 9	Wake Forest	A	3/-	W	59-3
N 16	Syracuse**	H	2/-	W	59-3
N 23	Idaho	H	2/-	W	80-14
N 30	Florida	A	2/-	W	37-7
ACC Championship					
D 7	Duke	N	1/20	W	45-7
BCS Championship					
J 6	Auburn	N	1/2	W	34-31
723-170					

## 2014 (13-1, 8-0) RANKED 5th AP - ACC Champions

A 30	Oklahoma State	N	1/-	W	37-31
S 6	The Citadel	H	1/-	W	37-12
S 20	Clemson (OT)	H	1/22	W	23-17
S 27	North Carolina State	A	1/-	W	56-41
O 4	Wake Forest	H	1/-	W	43-3
O 11	Syracuse	A	1/-	W	38-20
O 18	Notre Dame	H	2/5	W	31-27
O 30	Louisville	A	2/-	W	42-31
N 8	Virginia**	H	2/-	W	34-20
N 15	Miami	A	2/-	W	30-26
N 22	Boston College	H	1/-	W	20-17
N 29	Florida	H	1/-	W	24-19
ACC Championship					
D 6	Georgia Tech	N	2/12	W	37-35
Rose Bowl - CFP Semifinal					
J 1	Oregon	N	2/3	L	20-59
472-358					

## 2015 (10-3, 6-2) RANKED 14th AP

S 5	Texas State	H	10/-	W	59-16
S 12	South Florida	H	11/-	W	34-14
S 18	Boston College	A	9/-	W	14-0
O 3	Wake Forest	A	11/-	W	24-16
O 10	Miami	H	12/-	W	29-24
O 17	Louisville	H	11/-	W	41-21
O 24	Georgia Tech	A	9/-	L	16-22
O 31	Syracuse	H	17/-	W	45-21
N 7	Clemson	A	17/3	L	13-23
N 14	North Carolina State**	H	19/-	W	34-17
N 21	Chattanooga	H	16/-	W	52-13
N 28	Florida	A	14/10	W	27-2
Peach Bowl					
D 31	Houston	N	9/14	L	24-38
412-227					

## 2016 (10-3, 5-3) RANKED 8th AP

S 5	Ole Miss	N	4/11	W	45-34
S 10	Charleston Southern	H	3/-	W	52-8
S 17	Louisville	A	2/10	L	20-63
S 24	South Florida	A	13/-	W	55-35
O 1	North Carolina	H	12/-	L	35-37
O 8	Miami	A	23/10	W	20-19
O 15	Wake Forest**	H	14/-	W	17-6
O 29	Clemson	H	12/3	L	34-37
N 5	North Carolina State	A	19/-	W	24-20
N 11	Boston College	H	20/-	W	45-7
N 19	Syracuse	A	17/-	W	45-14
N 26	Florida	H	14/13	W	31-13
Orange Bowl					
D 30	Michigan	N	10/6	W	33-32
456-325					

## 2017 (7-6, 3-5)

S 2	Alabama	N	3/1	L	7-24
S 23	North Carolina State	H	12/-	L	21-27
S 30	Wake Forest	A	-/-	W	26-19
O 7	Miami	H	-/13	L	20-24
O 14	Duke	A	-/-	W	17-10
O 21	Louisville	H	-/-	L	28-31
O 27	Boston College	A	-/-	L	3-35
N 4	Syracuse	H	-/-	W	27-24
N 11	Clemson	A	-/4	L	14-31
N 18	Delaware State**	H	-/-	W	77-6
N 25	Florida	A	-/-	W	38-22
Final two games coached by interim head coach Odell Haggins					
D 2	ULM	H	-/-	W	42-10
Independence Bowl					
D 27	Southern Miss	N	-/-	W	42-13
362-276					



## WILLIE TAGGART (2018-19) 9-12-0

Willie Taggart returned to his home state when he was named Florida State's 10th full-time head coach on Dec. 5, 2017. The Palmetto native guided FSU through a transition in 2018 with 25 student-athletes making their collegiate debut and 19 starting as a Seminole for the first time. That year, FSU beat a ranked team for the first time since 2016. His tenure ended nine games into the 2019 season with the Seminoles holding a 4-5 record.

## 2018 (5-7, 3-5)

S 3	Virginia Tech	H	19/20	L	3-24
S 8	Samford	H	-/-	W	36-26
S 15	Syracuse	A	-/-	L	7-30
S 22	Northern Illinois	H	-/-	W	37-19
S 29	Louisville	A	-/-	W	28-24
O 6	Miami	A	-/17	L	27-28
O 20	Wake Forest**	H	-/-	W	38-17
O 27	Clemson	H	-/2	L	10-59
N 3	North Carolina State	A	-/-	L	28-47
N 10	Notre Dame	A	-/3	L	13-42
N 17	Boston College	H	-/22	W	22-21
N 24	Florida	H	-/13	L	14-41
263-378					

## 2019 (6-7, 4-4)

A 31	Boise State	H	-/-	L	31-36
S 7	ULM (OT)	H	-/-	W	45-44
S 14	Virginia	A	-/25	L	24-31
S 21	Louisville	H	-/-	W	35-24
S 28	NC State	H	-/-	W	31-13
O 12	Clemson	A	-/2	L	14-45
O 19	Wake Forest	A	-/-	L	20-22
O 26	Syracuse**	H	-/-	W	35-17
N 2	Miami	H	-/-	L	10-27
Final four games coached by interim head coach Odell Haggins					
N 9	Boston College	A	-/-	W	38-31
N 16	Alabama State	H	-/-	W	49-12
N 30	Florida	A	-/8	L	17-40
Sun Bowl					
D 31	Arizona State	N	-/-	L	14-20
363-362					



## MIKE NORVELL (2020-Present) 18-16-0

Mike Norvell was named Florida State's 11th full-time head coach on Dec. 8, 2019. In his first season, he led the youngest team in the country through a year impacted by the global COVID-19 pandemic, and he became the only coach in ACC history to beat a top-5 team in his first season.

In year three, he led the Seminoles to their 25th 10-win season and a bowl victory over Oklahoma to finish 11th in the final AP poll.

## 2020 (3-6, 2-6)

S 12	Georgia Tech	H	-/-	L	13-16
S 26	Miami	A	-/12	L	10-52
O 3	Jacksonville State	H	-/-	W	41-24
O 10	Notre Dame	A	-/5	L	26-42
O 17	North Carolina	H	-/5	W	31-28
O 24	Louisville	A	-/-	L	16-48
N 7	Pitt	H	-/-	L	17-41
N 14	NC State	A	-/-	L	22-38
D 12	Duke	H	-/-	W	56-35
232-324					

## 2021 (5-7, 4-4)

S 5	Notre Dame (OT)	H	-/9	L	38-41
S 11	Jacksonville State	H	-/-	L	17-20
S 18	Wake Forest	A	-/-	L	14-35
S 25	Louisville	H	-/-	L	23-31
O 2	Syracuse	H	-/-	W	33-30
O 9	North Carolina	A	-/-	W	35-25
O 23	UMass**	H	-/-	W	59-3
O 30	Clemson	A	-/-	L	20-30
N 6	NC State	H	-/-	L	14-28
N 13	Miami	H	-/-	W	31-28
N 20	Boston College	A	-/-	W	26-23
N 27	Florida	A	-/-	L	21-24
331-318					

# BOWL GAMES IN REVIEW

MEDIA

PREVIEW

TEAM

COACHES

REVIEW

HONORS

PROS

RECORDS

FSU



## 1949 CIGAR BOWL

Jan. 2, 1950 | Tampa, FL

Florida State	19
Wofford	6

### SCORE BY QUARTERS

	1	2	3	4	F
FSU	0	13	0	7	19
WOF	0	0	0	0	6

### SCORING SUMMARY

WOF	Quick recovered fumble for 1 yd. score (Barbere's kick failed)
FSU	Parish 4 yd. run (Morrical's kick failed)
FSU	Strauss 3 yd. run (Morrical kick)
FSU	Parish 3 yd. run (Morrical's kick failed)

### TEAM STATISTICS

	FSU	WOF
First Downs	22	6
Yards Gained Rushing	287	106
Forwards Attempted	11	7
Forwards Completed	8	3
Yards Forward Passing	92	33
Interceptions-Yards	1-55	1-14
Punting Average	28	40
Total Yds. all Kicks Ret.	59	57
Yards Lost Penalties	45	30
Opp. Fumbles Recovered	2	0



## 1954 SUN BOWL

Jan. 1, 1955 | El Paso, TX

Texas Western	47
Florida State	20

### SCORE BY QUARTERS

	1	2	3	4	F
FSU	7	0	6	7	20
TEP	7	27	13	0	47

### SCORING SUMMARY

FSU	Massey 1-yard run (Graham kick)
TEP	Rutledge 56-yard pass from Whittenton (Whittenton kick)
TEP	Whittenton 7-yard run (kick failed)
TEP	Bob Forrest 45-yard run (Whittenton kick)
TEP	Dick Forrest 19-yard pass from Whittenton (Whittenton kick)
TEP	Rutledge 16-yard pass from Whittenton (Whittenton kick)
TEP	Bob Forrest 11-yard run (Whittenton kick)
FSU	Feamster 57-yard pass from Swantic (kick blocked)
TEP	Whittenton 2-yard run (kick failed)
FSU	Odom 16-yard pass from Feamster (Graham kick)
FSU	Parrish 4 yd. run (Morrical's kick failed)
FSU	Strauss 3 yd. run (Morrical kick)
FSU	Parrish 3 yd. run (Morrical's kick failed)



## 1958 BLUEGRASS BOWL

Dec. 13, 1958 | Louisville, KY

Oklahoma State	15
Florida State	6

### SCORE BY QUARTERS

	1	2	3	4	F
FSU	0	0	0	6	6
OSU	0	7	8	0	15

### SCORING SUMMARY

OSU	D. Wood 17 yd. run (J. Wood kick), 14:31
OSU	D. Wood 1 yd. run (D. Wood pass from Soergel), :07
FSU	Meyer 39 yd. pass from Majors (Prinzi run failed), 13:52
FSU	Parrish 3 yd. run (Morrical's kick failed)

### TEAM STATISTICS

	FSU	OSU
First Downs	12	23
Rushes - Yards	28-100	76-298
Passing Yards	185	77
Comp.-Att.-Int.	9-22-4	6-12-1
Plays-Total Offense	58-285	97-375
Punt Return Yards	2	0
Punts - Average	2-30	5-30
Fumbles - Lost	2-2	1-1
Interceptions - Yards	1-4	4-38
Penalties - Yards	3-25	6-65
Third Down Cov.	10-15	11-20

### INDIVIDUAL STATISTICS

RUSHING: FSU - Pickard 14-44, Prinzi 7-30, Renn 2-13, Majors 3-12, Whitehead 1-1, McCormack 1-0; OSU - Campbell 26-130, D. Wood 17-81, Wiggins 12-59, Banfield 7-34, Rundele 3-7, Sewell 4-3, Wagner 1-1, Cross 1-(-5), Soergel 1-(-12).  
 PASSING: FSU - Majors 5-9-1-116, Prinzi 3-8-3-44, McCormack 1-4-0-25, Renn 0-1-0-0; OSU - Soergel 6-12-1-77.  
 RECEIVING: FSU - Romeo 3-62, Espenship 2-22, Renn 2-48, Meyer 1-39, Pasqual 1-14; OSU - Wiggins 2-38, D. Wood 2-23, Harkey 1-7, J. Wood 1-9.



## 1964 GATOR BOWL

Jan. 2, 1965 | Jacksonville, FL

Florida State	36
Oklahoma	19

### SCORE BY QUARTERS

	1	2	3	4	F
FSU	6	18	6	6	36
OU	7	0	6	6	19

### SCORING SUMMARY

FSU	Ehler 69 yd. int. return (Spooners kick failed), 11:40
OU	Kennedy one yd. run (Metcalf kick), 1:53
FSU	Biletnikoff 15 yd. pass from Tensi (Tensi pass intercepted), 12:16
FSU	Biletnikoff 14 yd. pass from Tensi (Tensi pass failed), 6:23
FSU	Biletnikoff 9 yd. pass from Tensi (Tensi pass failed), :37
OU	Pannell one yd. run (Brown pass failed), 4:26
FSU	Floyd 15 yd. pass from Tensi (Tensi pass failed), :00
OU	Hart 95 yd. pass from Fletcher (Pannell pass failed), 11:22
FSU	Biletnikoff 6yd. pass from Tensi (Spooners kick), 4:40

### TEAM STATISTICS

	FSU	OU
First Downs	29	13
Rushes - Yards	39-217	27-209
Passing Yards	303	209
Comp.-Att.-Int.	23-36-4	10-22-1
Plays-Total Offense	73-520	70-280
Punt Return Yards	4	1
Punts - Average	1-26	6-38
Fumbles - Lost	2-2	2-1
Interceptions - Yards	4-35	1-69
Penalties - Yards	7-52	3-35
Third Down Cov.	9-13	9-17

### INDIVIDUAL STATISTICS

RUSHING: FSU - Green 2-10, Giardino 7-82, Spooner 27-125; OU - Kennedy 13-32, Ringer 7-41, Page 10-(-22), L. Brown 7-17, Pannell 3-2, Mayhue 1-3, Fletcher 1-1.  
 PASSING: FSU - Tensi 23-36-303-4; OU - Page 7-15-92-1, Fletcher 3-7-117-0.  
 RECEIVING: FSU - Biletnikoff 13-192, Floyd 5-52, Giardino 2-14, Blankenship 1-12, Spooner 1-17, Dawson 1-16; OU - Hart 6-165, Ringer 1-17, Brown 2-15, Pannell 1-12.



## 1966 SUN BOWL

Dec. 24, 1966 | El Paso, TX

Wyoming	28
Florida State	20

### SCORE BY QUARTERS

	1	2	3	4	F
FSU	0	14	0	6	20
WYO	7	0	14	7	28

### SCORING SUMMARY

WYO	Kiick one yd. run (DePoyster kick), 4:43
FSU	Sellers 49 yd. pass from Pajcic (Loner kick), 1:39
WYO	Marion 39 yd. pass from Egloff (DePoyster kick), 12:48
WYO	Kiick 43 yd. run (DePoyster kick), 10:46
WYO	Egloff one yd. run (DePoyster kick), 2:42
FSU	Sellers 23 yd. pass from Hammond (Hammond pass failed), 1:09

### TEAM STATISTICS

	FSU	WYO
First Downs	13	14
Rushes - Yards	31-21	42-229
Passing Yards	293	135
Comp.-Att.-Int.	17-35-2	9-27-0
Plays-Total Offense	67-272	69-364
Punt Return Yards	23	42
Punts - Average	9-40	8-37.3
Fumbles - Lost	4-2	3-2
Interceptions - Yards	2-28	0-0
Penalties - Yards	10-102	4-50
Third Down Cov.	3-16	4-16

### INDIVIDUAL STATISTICS

RUSHING: FSU - Pajcic 4-23, Moreman 13-11, Mankins 6-10, Green 4-4, Wetherell 1-19, Hammond 3-4; WYO - Egloff 5-42, Kiick 25-135, Grant 1-4, Klacking 5-32, Hamton 6-16.  
 PASSING: FSU - Pajcic 8-19-78-1, Hammond 9-15-205-1, Moreman 1-0-0-0; WYO - Egloff 9-26-135-0, Tosacano 0-1-0-0.  
 RECEIVING: FSU - Sellers 6-160, Fenner 1-11, Wetherell 2-66, Glass 1-7, Cox 2-6, Fenwick 1-9, Taylor 2-33, Moreman 1-1, Mankins 1-3; WYO - Kiick 4-42, Washington 1-21, Davenport 1-9, Marion 3-63.



## 1967 GATOR BOWL

Dec. 30, 1967 | Jacksonville, FL

Florida State	17
#10 Penn State	17

### SCORE BY QUARTERS

	1	2	3	4	F
FSU	0	0	14	3	17
PSU	3	14	0	0	17

### SCORING SUMMARY

PSU	Sherman 27 yd. field goal, 2:32
PSU	Curry 9 yd. pass from Sherman (Sherman kick), 4:42
PSU	Kwalick 12 yd. pass from Sherman (Sherman kick), :50
FSU	Sellers 20 yd. pass from Hammond (Guthrie kick), 3:50
FSU	Hammond one yd. run (Guthrie kick), 2:49
FSU	Guthrie 26 yd. field goal, :15

### TEAM STATISTICS

	FSU	PSU
First Downs	12	23
Rushes - Yards	26-55	36-175
Passing Yards	363	69
Comp.-Att.-Int.	38-55-4	6-19-3
Plays-Total Offense	81-418	55-244
Punt Return Yards	35	4
Punts - Average	4-30	7-40
Fumbles - Lost	1-0	3-2
Interceptions - Yards	3-23	4-55
Penalties - Yards	4-40	1-5
Third Down Cov.	8-18	3-14

### INDIVIDUAL STATISTICS

RUSHING: FSU - Hammond 9-(-9), Green 12-27, Gunter 2-15, Moreman 3-22; PSU - Sherman 6-24, Pittman 19-124, Lucyk 7-12, Kwalick 1-7, Grimes 3-8.  
 PASSING: FSU - Hammond 37-53-362-4, Cheshire 1-1-1-0, Moreman 0-1-0-0; PSU - Sherman 6-19-69-3.  
 RECEIVING: FSU - Sellers 14-145, Fenner 8-87, Moreman 12-106, Taylor 1-11, Glass 1-11, Green 2-3; PSU - Kwalick 2-25, Curry 2-22, Lucyk 2-22.

## FSU'S BOWL RECORD

Bowl	W	L	T
All-American	1	0	0
BCS Championship	1	0	0
Blockbuster	1	0	0
Champs Sports	2	0	0
Cheez-It	1	0	0
Bluegrass	0	1	0
Cigar	1	0	0
Citrus	0	0	1
Tangerine	1	0	0
Cotton	1	0	0
Emerald	1*	0	0
Fiesta	2	2	0
Gator	6	0	1
Independence	1	0	0
Music City	0	1	0
Orange	5	5	0
Peach	2	1	0
Chick-fil-A	0	1	0
Rose	0	1	0
Sugar	4	2	0
Sun	0	3	0
Total	30	17	2

\*Vacated victory

# BOWL GAMES IN REVIEW



**1968 PEACH BOWL**  
Dec. 30, 1968 | Atlanta, GA  
LSU 31  
#19 Florida State 27

### SCORE BY QUARTERS

	1	2	3	4	F
FSU	7	6	0	14	27
LSU	0	10	14	7	31

### SCORING SUMMARY

FSU	Bailey 36 yd. run (Guthrie kick)
FSU	Gunter 75 yd. pass from Cappelman (Guthrie kick failed)
LSU	Burns 39 yd. punt return (Lumpkin kick)
LSU	Lumpkin 32 yd. field goal
LSU	Hamlett 11 yd. pass from Hillman (Lumpkin kick)
LSU	Stobler 11 yd. pass from Hillman (Lumpkin kick)
FSU	Sellers 7 yd. pass from Cappelman (Cappelman pass failed)
FSU	Sellers 4 yd. pass from Cappelman (Glass pass from Cappelman)
LSU	LeBlanc 3 yd. run (Lumpkin kick)

### TEAM STATISTICS

	FSU	LSU
First Downs	19	22
Rushes - Yards	34-92	43-151
Passing Yards	221	233
Comp.-Att.-Int.	21-41-1	17-30-1
Plays-Total Offense	75-313	73-384
Punt Return Yards	2-8	6-37
Punts - Average	9-34.6	4-41.5
Fumbles - Lost	1-0	5-4
Interceptions - Yards	1-0	1-0
Penalties - Yards	8-90	7-70

### INDIVIDUAL STATISTICS

**RUSHING:** FSU - Bailey 11-75, Gunter 8-30, Gilman 5-9, Pederson 1-3, Cappelman 9(-17); LSU - LeBlanc 14-97, Matte 5-20, Allen 7-17, Nenfield 5-14, Hillman 3-12, Haynes 7(-4), West 1(-5), Smith 1-0.  
**PASSING:** FSU - Cappelman 21-41-221-1; LSU - Hillman 16-29-229-1, Haynes 1-1-4-0.  
**RECEIVING:** FSU - Bailey 4-16, Gunter 1-21, Gilman 2-17, Pederson 2-25, Sellers 8-75, Abraira 2-25, Tyson 1-31, Glass 1-12; LSU - Matte 1-4, Nenfield 2-26, West 2-144, Morel 6-103, Stober 4-62, Hamlett 2-24.



**1971 FIESTA BOWL**  
Dec. 27, 1971 | Tempe, AZ  
#8 Arizona State 45  
Florida State 38

### SCORE BY QUARTERS

	1	2	3	4	F
FSU	10	18	0	10	38
ASU	7	14	10	14	45

### SCORING SUMMARY

ASU	Demery 21 yd. pass from White (Ekstrand kick), 9:47
FSU	Magalski one yd. run (Fontes kick), 8:13
FSU	Fontes 30 yd. field goal, 3:23
ASU	Green one yd. run (Ekstrand kick), 13:34
FSU	Fontes 25 yd. field goal, 7:35
FSU	Dawson 14 yd. pass from Gaydos through Huff (Dawson pass from Huff), 5:07
ASU	Holden 54 yd. pass from White (Ekstrand kick), :49
FSU	Dawson 10 yd. pass from Huff (Fontes kick), :11
ASU	Ekstrand 34 yd. field goal, 8:25
ASU	Green two yd. run (Ekstrand kick), 1:32
FSU	Fontes 42 yd. field goal, 13:16
ASU	Holden returns Carrell's kick (Ekstrand kick), 6:07
FSU	Dawson 25 yd. pass from Huff (Fontes kick), 4:44
ASU	Green two yd. run (Ekstrand kick), :34

### TEAM STATISTICS

	FSU	ASU
First Downs	20	22
Rushes - Yards	34-72	56-200
Passing Yards	361	250
Comp.-Att.-Int.	26-47-2	15-30-0
Plays-Total Offense	81-433	86-450
Punt Return Yards	16	107
Punts - Average	7-42	6-37
Fumbles - Lost	2-0	5-2
Interceptions - Yards	0-0	2-0
Penalties - Yards	8-91	4-37
Time of Possession	27:38	32:22
Third Down Cov.	6-17	11-19

### INDIVIDUAL STATISTICS

**RUSHING:** FSU - Jarrett 8-48, Magalski 17-42, Munroe 5-8, Smith 1-13, Huff 3-39; ASU - Green 24-101, White 11-18, Malone 17-60, Holden 3-21.  
**PASSING:** FSU - Huff 25-46-347-2, Gaydos 1-1-14-0; ASU - White 15-30-250-0.  
**RECEIVING:** FSU - Jarrett 2-6, Dawson 8-108, Smith 8-143, Gaydos 5-101, Munroe 1-13, Magalski 1-9, Parris 1-7; ASU - Demery 4-55, Holden 2-66, Beverly 3-33, Petty 4-50, Green 2-46.



**1977 TANGERINE BOWL**  
Dec. 23, 1977 | Orlando, FL  
Florida State 40  
Texas Tech 17

### SCORE BY QUARTERS

	1	2	3	4	F
FSU	3	13	11	13	40
TT	0	3	6	8	17

### SCORING SUMMARY

FSU	Cappelen 23 yd. field goal, 5:50
TT	Mock 24 yd. field goal, 10:24
FSU	Key 93 yd. kickoff return (Cappelen kick), 9:37
FSU	Overby 37 yd. pass from Jordan (Cappelen kick failed), 3:55
FSU	Shumann 40 yd. pass from Jordan (King pass from Jordan), 12:30
FSU	Cappelen 22 yd. field goal, 9:13
TT	Nelson 44 yd. pass from Allison (Allison pass failed), 7:46
FSU	Overby 15 yd. pass from Jordan (Cappelen kick), 3:39
TT	Taylor 21 yd. run (Taylor pass from Allison), 2:01
FSU	Sanders 44 yd. pass from Woodham (Cappelen kick), :48

### TEAM STATISTICS

	FSU	TT
First Downs	22	21
Rushes - Yards	37-85	44-99
Passing Yards	455	279
Comp.-Att.-Int.	25-35-0	18-28-2
Plays-Total Offense	72-540	72-378
Punt Return Yards	5	11
Punts - Average	3-35.6	7-29.6
Fumbles - Lost	2-2	3-2
Interceptions - Yards	2-4	0-0
Penalties - Yards	10-130	3-50
Third Down Cov.	4-8	5-18

### INDIVIDUAL STATISTICS

**RUSHING:** FSU - Key 21-83, Lyles 10-36, Stockstill 1-5, Jordan 3(-19), Shumann 1(-14), Kennedy 1(-6); TT - Taylor 19-60, Allison 13-1, Julian 4-8, Adkins 2-7, Hadnot 3-15, Nelson 1-8, Orr 1-6, Bailey 1(-6).  
**PASSING:** FSU - Jordan 18-25-311-0, Woodham 7-10-144-0, Stockstill 0-0-0-0; TT - Allison 17-27-243-2, Taylor 1-1-36-0.  
**RECEIVING:** FSU - Key 6-100, King 6-85, Overby 4-64, Shumann 4-99, Unglaub 2-39, Lyles 2-24, Sanders 1-44; TT - Taylor 5-34, Nelson 4-99, Hadnot 4-62, Williams 3-57, Adkins 1-20, Julian 1-13.



**1979 ORANGE BOWL**  
Jan. 1, 1980 | Miami, FL  
#5 Oklahoma 24  
#4 Florida State 7

### SCORE BY QUARTERS

	1	2	3	4	F
FSU	7	0	0	0	7
OU	0	17	0	7	24

### SCORING SUMMARY

FSU	Whiting one yd. run (Cappelen kick), 3:24
OU	Watts 61 yd. run (Keeling kick), 11:35
OU	Wilson 5 yd. run (Keeling kick), 10:59
OU	Keeling 24 yd. field goal, 3:08
OU	Sims 22 yd. run on a lateral from Watts (Keeling kick), 1:58

### TEAM STATISTICS

	FSU	OU
First Downs	12	23
Rushes - Yards	35-82	59-411
Passing Yards	100	36
Comp.-Att.-Int.	8-27-3	2-4-0
Plays-Total Offense	62-182	63-447
Punt Return Yards	19	75
Punts - Average	9-42.2	4-25
Fumbles - Lost	1-0	5-4
Interceptions - Yards	0-0	3-25
Penalties - Yards	4-20	3-27.5
Time of Possession	27:22	32:38
Third Down Cov.	6-17	9-14

### INDIVIDUAL STATISTICS

**RUSHING:** FSU - Woodham 2-7, Jordan 3(-6), Platt 3-8, Lyles 13-40, Whiting 13-40, Stockstill 1(-7); OU - Watts 15-127, Phelps 2-3, Sims 24-164, Winters 1-25, Overstreet 9-29, Wilson 9-48, Ledbetter 1-10, McKim 1-5.  
**PASSING:** FSU - Jordan 6-16-76-1, Woodham 2-11-24-2; OU - Watts 2-4-36-0.  
**RECEIVING:** FSU - Platt 1-22, Lyles 1-9, Whiting 1-4, Johnson 1-17, King 2-24, Childers 2-24; OU - Nixon 2-36.



**1980 ORANGE BOWL**  
Jan. 1, 1981 | Miami, FL  
#4 Oklahoma 18  
#2 Florida State 17

### SCORE BY QUARTERS

	1	2	3	4	F
FSU	0	7	3	7	17
OU	0	3	7	8	18

### SCORING SUMMARY

FSU	R. Williams 10 yd. run (Capece kick), :49
OU	Keeling 53 yd. field goal, :00
OU	Overstreet 4 yd. run (Keeling kick), 8:59
FSU	Capece 19 yd. field goal, :13
FSU	Butler recovers fumble in endzone (Capece kick), 11:07
OU	Rhodes 11 yd. pass from Watts (Valora pass from Watts), 1:27

### TEAM STATISTICS

	FSU	OU
First Downs	23	18
Rushes - Yards	60-212	55-156
Passing Yards	51	128
Comp.-Att.-Int.	11-15-0	7-12-0
Plays-Total Offense	75-263	67-284
Punt Return Yards	34	84
Punts - Average	4-42.5	2-37
Fumbles - Lost	1-0	7-5
Interceptions - Yards	0-0	0-0
Penalties - Yards	5-58	4-32
Time of Possession	33:28	26:32
Third Down Cov.	8-17	8-16

## FSU IN BOWL GAMES YEAR-BY-YEAR

Season	Bowl	Opponent	Score
1949	Cigar	Wofford	19-6
1954	Sun	Texas Western	20-47
1958	Bluegrass	Oklahoma State	6-15
1964	Gator	Oklahoma	36-19
1966	Sun	Wyoming	20-28
1967	Gator	Penn State	17-17
1968	Peach	LSU	27-31
1971	Fiesta	Arizona State	38-45
1977	Tangerine	Texas Tech	40-17
1979	Orange	Oklahoma	7-24
1980	Orange	Oklahoma	17-18
1982	Gator	West Virginia	31-12
1983	Peach	North Carolina	28-3
1984	Citrus	Georgia	17-17
1985	Gator	Oklahoma State	34-23
1986	All-American	Indiana	27-13
1987	Fiesta	Nebraska	31-28
1988	Sugar	Auburn	13-7
1989	Fiesta	Nebraska	41-17
1990	Blockbuster	Penn State	24-17
1991	Cotton	Texas A&M	10-2
1992	Orange	Nebraska	27-14
1993	Orange	Nebraska	18-16
1994	Sugar	Florida	23-17
1995	Orange	Notre Dame	31-26
1996	Sugar	Florida	20-52
1997	Sugar	Ohio State	31-14
1998	Fiesta	Tennessee	16-23
1999	Sugar	Virginia Tech	46-29
2000	Orange	Oklahoma	2-13
2001	Gator	Virginia Tech	30-17
2002	Sugar	Georgia	13-26
2003	Orange	Miami	14-16
2004	Gator	West Virginia	30-18
2005	Orange	Penn State	23-26 (3 ot)
2006	Emerald	UCLA	44-27
2007	Music City	Kentucky	28-35
2008	Champs	Wisconsin	42-13
2009	Gator	West Virginia	33-21
2010	Chick-fil-A	South Carolina	26-17
2011	Champs Sports	Notre Dame	18-14
2012	Orange	Northern Illinois	31-10
2013	BCS Championship	Auburn	34-31
2014	Rose/CFP	Oregon	20-59
2015	Peach	Houston	24-38
2016	Orange	Michigan	33-32
2017	Independence	Southern Miss	42-13
2019	Sun	Arizona State	14-20
2022	Cheez-It	Oklahoma	35-32

MEDIA

PREVIEW

TEAM

COACHES

REVIEW

HONORS

PROS

RECORDS

FSU

# BOWL GAMES IN REVIEW

## INDIVIDUAL STATISTICS

RUSHING: FSU - Stockstill 14-9, Whiting 9-55, Platt 17-45, Unglaub 1-4, R. Williams 19-99; OU - Watts 25-48, Winters 1-4, Rhymes 12-29, W. Ledbetter 3-9, Overstreet 4-42, J. Ledbetter. 3-31, Wilson 5-25, Shepard 1-1.  
 PASSING: FSU - Stockstill 11-51-51-0; OU - Watts 7-12-128-0.  
 RECEIVING: FSU - Childers 2-12, H. Johnson 2-1, Whiting 3-6, McKinnon 1-8, Platt 1-3, R. Williams 2-27; OU - Valora 2-47, Rockford 1-11, Overstreet 1-7, Rhodes 2-53, Winters 1-14.



### 1982 GATOR BOWL

Dec. 30, 1982 | Jacksonville, FL

Florida State	31
#10 West Virginia	12

### SCORE BY QUARTERS

	1	2	3	4	F
FSU	3	14	14	0	31
WVU	0	6	0	6	12

### SCORING SUMMARY

FSU	Hall 20 yd. field goal, 3:30
WVU	Woodside 48 yd. field goal, 14:14
FSU	B. Allen 95 yd. kick off return, :20
WVU	Woodside 34 yd. field goal, 1:13
FSU	McKinnon 27 yd. pass from Williams (Hall kick), :15
FSU	G. Allen 29 yd. run (Hall kick), :15
FSU	G. Allen 1 yd. run (Hall kick), 3:36
WVU	Miller 26 yd. pass from White (White pass failed), :51

### TEAM STATISTICS

	FSU	WVU
First Downs	23	22
Rushes - Yards	34-259	41-155
Passing Yards	202	208
Comp.-Att.-Int.	16-32-1	14-34-2
Plays-Total Offense	68-461	75-363
Punt Return Yards	9	82
Punts - Average	4-36.8	4-30.5
Fumbles - Lost	1-0	2-0
Interceptions - Yards	2-23	1-0
Penalties - Yards	11-100	5-57
Time of Possession	27:10	32:50
Third Down Cov.	3-12	7-17

## INDIVIDUAL STATISTICS

RUSHING: FSU - Lowery 1-(9), B. Williams 2-7, G. Allen 15-138, R. Williams 10-35, C. Jones 1-1, Burnett 1-1, McKinnon 1-65, B. Allen 3-21; WVU - Hostettler 9-24, 2-(17), Gray 10-27, Wolfley 7-32, Walczak 7-30, Beck 4-7, Mullen 2-42.  
 PASSING: FSU - Lowery 0-1-0-0, B. Williams 16-30-202-1, H. Jones 0-1-0-0; WVU - Hostettler 10-28-118-2, White 4-6-90-0.  
 RECEIVING: FSU - G. Allen 1-15, Burnett 1-13, Bowden 1-8, McKinnon 2-36, Mobley 4-34, H. Jones 3-29, R. Williams 2-26, Thompson 2-41; WVU - Gray 2-12, Miller 5-100, Mullen 1-5, Raugh 4-60, Brown 1-18, Hollins 1-13.



### 1983 PEACH BOWL

Dec. 30, 1983 | Atlanta, GA

Florida State	28
North Carolina	3

### SCORE BY QUARTERS

	1	2	3	4	F
FSU	14	7	0	7	28
UNC	0	0	0	3	3

### SCORING SUMMARY

FSU	Thompson 15 yd. pass from Thomas (Hall kick), 11:01
FSU	Thompson 18 yd. pass from Thomas (Hall kick), 7:06
FSU	Snipes 1 yd. run (Hall kick), 6:25
UNC	Barwick 36 yd. field goal, 10:22
FSU	Thomas 1 yd. run (Hall kick), :31

### TEAM STATISTICS

	FSU	UNC
First Downs	23	16
Rushes - Yards	59-265	26-32
Passing Yards	99	166
Comp.-Att.-Int.	7-13-1	18-40-0
Plays-Total Offense	72-364	66-198
Punt Return Yards	9	0
Punts - Average	6-38.8	6-45.2
Fumbles - Lost	3-0	4-1
Interceptions - Yards	0-0	1-0
Penalties - Yards	6-34	7-60
Time of Possession	33:48	26:12
Third Down Cov.	7-13	2-14

## INDIVIDUAL STATISTICS

RUSHING: FSU - Allen 17-97, Jones 20-79, Thomas 13-41, Snipes 8-37, Hester 1-11; UNC - Horton 9-30, Anthony 9-27, Littlejohn 2-5, Jones 1-(2), Griffin 1-(9), Stankavage 4-(19).  
 PASSING: FSU - Thomas 7-13-99-1; UNC - Stankavage 17-39-150-0, Anthony 1-1-0-0.  
 RECEIVING: FSU - Panton 3-48, Thompson 2-33, Allen 2-18; UNC - Winfield 4-55, Franklin 3-34, Anthony 3-17, Horton 3-11, Smith 2-21, Stankavage 1-16, Griffin 1-11, Littlejohn 1-1.



### 1984 CITRUS BOWL

Dec. 21, 1984 | Orlando, FL

Florida State	17
Georgia	17

### SCORE BY QUARTERS

	1	2	3	4	F
FSU	0	0	3	14	17
UGA	0	14	0	3	17

### SCORING SUMMARY

UGA	Tate 4 yd. run (Butler kick), 5:26
UGA	Tate 2 yd. run (Butler kick), 1:08
FSU	Schmidt 32 yd. field goal, 10:26
FSU	Smith 1 yd. run (Thomas run failed), 14:21
UGA	Butler 36 yd. field goal, 12:10
FSU	Wessel 14 yd. punt return (Holloman run), 3:58

### TEAM STATISTICS

	FSU	UGA
First Downs	18	15
Rushes - Yards	42-161	49-189
Passing Yards	85	178
Comp.-Att.-Int.	10-27-2	9-18-1
Plays-Total Offense	69-246	67-367
Punt Return Yards	62	4
Punts - Average	8-38.6	8-37.1
Fumbles - Lost	3-1	5-1
Interceptions - Yards	1-0	2-18
Penalties - Yards	8-65	6-42
Time of Possession	30:51	29:09
Third Down Cov.	2-12	2-14

## INDIVIDUAL STATISTICS

RUSHING: FSU - Thomas 11-(21), Snipes 8-60, Cl. Jones 10-40, Smith 10-65, Ce. Jones 1-5, Hester 2-12; UGA - T. Williams 3-(14), J. Jackson 7-36, Gary 6-19, Tate 11-75, Smith 8-22, T. Jackson 12-46, S. Williams 2-5.  
 PASSING: FSU - Thomas 10-26-85-2, H. Jones 1-0-0-0; UGA - T. Williams 2-2-19-0, J. Jackson 7-16-159-1.  
 RECEIVING: FSU - Hester 3-26, Carter 2-15, Smith 1-10, Ce. Jones 1-10, H. Jones 2-11, Panton 1-13; UGA - Archie 2-41, Hockaday 1-8, Lane 2-64, S. Williams 2-45, Clincy 1-19, T. Jackson 1-1.



### 1985 GATOR BOWL

Dec. 30, 1985 | Jacksonville, FL

#18 Florida State	34
#19 Oklahoma State	23

### SCORE BY QUARTERS

	1	2	3	4	F
FSU	3	10	14	7	34
OSU	0	0	17	6	23

### SCORING SUMMARY

FSU	Schmidt 23 yd. field goal, 2:28
FSU	Gainer 39 yd. pass from Ferguson (Schmidt kick), 2:31
FSU	Schmidt 39 yd. field goal, :02
OSU	Dennis 33 yd. field goal, 9:46
FSU	C. Jones 3 yd. run (Schmidt kick), 6:02
FSU	Gainer 19 yd. pass from Ferguson (Schmidt kick), 4:57
OSU	Thomas 29 yd. pass from Williams (Dennis kick), 2:52
OSU	Williams 12 yd. pass from Thomas (Dennis kick), 1:19
FSU	Ferguson 1 yd. run (Schmidt kick), 10:43
OSU	Dykes 31 yd. pass from Williams (Williams pass failed), :10

### TEAM STATISTICS

	FSU	OSU
First Downs	31	23
Rushes - Yards	41-231	35-106
Passing Yards	338	263
Comp.-Att.-Int.	20-43-2	22-44-2
Plays-Total Offense	84-569	79-369
Punt Return Yards	25	20
Punts - Average	4-47.5	7-35.9
Fumbles - Lost	3-2	1-0
Interceptions - Yards	2-45	1-0
Penalties - Yards	9-110	3-27
Time of Possession	28:11	31:49
Third Down Cov.	6-16	6-18

## INDIVIDUAL STATISTICS

RUSHING: FSU - Ferguson 6-(4), T. Smith 24-201, Floyd 2-8, Ross 2-7, C. Jones 6-18, R. White 1-1; OSU - Williams 6-(3), Thomas 26-97, Timmons 2-11, Dykes 1-1.  
 PASSING: FSU - Ferguson 20-43-338-1; OSU - Williams 21-43-251-2, Thomas 1-1-12-0.  
 RECEIVING: FSU - R. White 4-87, Gainer 7-148, T. Smith 2-8, P. Carter 5-81, Panton 1-10, Brown 1-4; OSU - Riley 3-49, Wemer 4-30, Dillard 2-13, Luper 1-11, Thomas 3-44, Williams 1-12, Dykes 8-104.



### 1986 ALL-AMERICAN BOWL

Dec. 31, 1986 | Birmingham, AL

Florida State	27
Indiana	13

### SCORE BY QUARTERS

	1	2	3	4	F
FSU	6	7	7	7	27
IND	3	0	7	3	13

### SCORING SUMMARY

IND	Stoyanovich 35 yd. field goal, 7:38
FSU	Smith 4 yd. rush (Schmidt kick failed), 4:12
FSU	Smith 9 yd. rush (Schmidt kick), 11:57
FSU	Holloman 8 yd. run (Schmidt kick), 12:04
IND	Powell 2 yd. rush (Stoyanovich kick), 1:27
IND	Stoyanovich 30 yd. field goal, 7:09
FSU	Holloman 10 yd. run (Schmidt kick), 2:56

### TEAM STATISTICS

	FSU	IND
First Downs	20	23
Rushes - Yards	39-288	53-215
Passing Yards	54	168
Comp.-Att.-Int.	6-14-1	11-25-1
Plays-Total Offense	53-342	78-383
Punt Return Yards	12	7
Punts - Average	2-35	2-35
Fumbles - Lost	2-1	1-0
Interceptions - Yards	1-6	1-0
Penalties - Yards	6-50	10-88
Time of Possession	22:41	37:19
Third Down Cov.	1-3	6-14

## INDIVIDUAL STATISTICS

RUSHING: FSU - Smith 25-205, Williams 3-6, Fells 2-0, Floyd 1-7, D. Holloman 2-34, T. Holloman 6-36; IND - Thompson 28-127, Powell 6-38, Kramme 13-21, Sweazy 1-3, Polce 5-26.  
 PASSING: FSU - McManus 6-14-54-1; IND - Kramme 11-25-168-1.  
 RECEIVING: FSU - Smith 1-6, Gainer 1-19, O'Malley 2-20, P. Carter 2-9; IND - Jones 1-11, Lijja 2-44, Jordan 1-7, Dawsey 5-74, Buford 2-32.



205

Running back Sammie Smith rushed for 205 yards to lead FSU past Indiana, 27-13, in the 1986 All-American Bowl in Birmingham, Ala.

MEDIA

PREVIEW

TEAM

COACHES

REVIEW

HONORS

PROS

RECORDS

FSU

# BOWL GAMES IN REVIEW



**1987 FIESTA BOWL**  
Jan. 1, 1988 | Tempe, AZ  
#3 Florida State 31  
#5 Nebraska 28

### SCORE BY QUARTERS

	1	2	3	4	F
FSU	0	21	3	7	31
NEB	14	0	14	0	28

### SCORING SUMMARY

NEB Jones 3 yd. run (Brennan kick), :19  
NEB Brinson 52 yd. punt return (Brennan kick), :00  
FSU Gainer 10 yd. pass from McManus (Schmidt kick), 1:45  
FSU D. Williams 4 yd. run (Schmidt kick), 2:38  
FSU Gainer 25 yd. pass from McManus (Schmidt kick), 1:58  
NEB Taylor 2 yd. run (Brennan kick), 3:19  
FSU Schmidt 32 yd. field goa., 3:52  
NEB Knox 4 yd. run (Brennan kick), 3:42  
FSU Lewis 15 yd. pass from McManus (Schmidt kick), 3:51

### TEAM STATISTICS

	FSU	NEB
First Downs	26	20
Rushes - Yards	29-82	54-242
Passing Yards	375	142
Comp.-Att.-Int.	28-51-1	7-14-1
Plays-Total Offense	80-457	68-384
Punt Return Yards	12	89
Punts - Average	4-29.5	4-35.5
Fumbles - Lost	2-1	4-2
Interceptions - Yards	1-3	1-35
Penalties - Yards	2-20	9-78
Time of Possession	31:07	28:53
Third Down Cov.	9-17	4-11

### INDIVIDUAL STATISTICS

RUSHING: FSU - S. Smith 9-28, McManus 5-26, D. Williams 3-5, D. Carter 4-4, Bennett 7-16, Butts 1-3; NEB - Jones 15-80, Heibel 3-7, Taylor 20-75, Carpenter 1-2, Brinson 2-16, Knox 13-62.  
PASSING: FSU - McManus 28-51-375-1; NEB - Taylor 7-14-142-1.  
RECEIVING: FSU - D. Williams 1-7, P. Carter 5-54, Bennett 4-47, Butts 1-7, Gainer 5-89, R. Lewis 4-59, D. Carter 4-89, S. Smith 1-5, Dawsey 1-17, Anthony 2-29; NEB - Banderas 1-48, Gregory 3-49, Millikan 2-32, Heibel 1-13.



**1988 SUGAR BOWL**  
Jan. 2, 1989 | New Orleans, LA  
#4 Florida State 13  
#7 Auburn 7

### SCORE BY QUARTERS

	1	2	3	4	F
FSU	10	3	0	0	13
AUB	0	7	0	0	7

### SCORING SUMMARY

FSU D. Williams 2 yd. run (Andrews kick), 9:48  
FSU Mason 35 yd. field goal, 5:57  
FSU Mason 31 yd. field goal, 11:00  
AUB Reeves 20 yd. pass from Slack (Lyle kick), 4:09

### TEAM STATISTICS

	FSU	AUB
First Downs	21	18
Rushes - Yards	47-148	36-108
Passing Yards	157	162
Comp.-Att.-Int.	14-27-1	19-33-3
Plays-Total Offense	74-305	69-270
Punt Return Yards	0	25
Punts - Average	4-35	4-35.8
Fumbles - Lost	2-1	3-2
Interceptions - Yards	3-11	1-13
Penalties - Yards	6-45	5-65
Time of Possession	33:35	26:25
Third Down Cov.	6-16	1-12

### INDIVIDUAL STATISTICS

RUSHING: FSU - S. Smith 24-115, Ferguson 6-(19), D. Williams 7-16, Carter 7-25, Floyd 1-5, Dawsey 1-0, Butts 1-6; AUB - Danley 19-68, Harris 4-6, Joseph 8-47, Slack 4-(9), Weygang 1-(4).  
PASSING: FSU - Ferguson 14-26-157-1, Johnson 0-1-0-0; AUB - Slack 19-33-162-3.  
RECEIVING: FSU - Anthony 3-47, O'Malley 2-31, Dawsey 2-10, D. Carter 3-25, D. Williams 2-20, Johnson 1-16, Butts 1-8; AUB - Taylor 5-35, Reeves 2-37, Weygang 3-40, Danley 5-2, Tillman 4-48.



**1989 FIESTA BOWL**  
Jan. 1, 1990 | Tempe, AZ  
#5 Florida State 41  
#6 Nebraska 17

### SCORE BY QUARTERS

	1	2	3	4	F
FSU	0	21	20	0	41
NEB	7	3	0	7	17

### SCORING SUMMARY

NEB Gregory 9 yd. pass from Gdowski (Barrios kick), 11:19  
FSU Anthony 14 yd. pass from Willis (Andrews kick), 13:42  
NEB Drennan 39 yd. field goal, 12:15  
FSU R. Johnson 5 yd. pass from Willis (Andrews kick), :57  
FSU Carter 10 yd. pass from Willis (Andrews kick), :24  
FSU Moore 1 yd. run (Andrews kick), 5:59  
FSU R. Johnson 8 yd. pass from Willis (Andrews kick), 3:37  
FSU Anthony 24 yd. pass from Willis (Andrews kick), :02  
NEB Joseph 2 yd. run (Drennan kick), 1:16

### TEAM STATISTICS

	FSU	NEB
First Downs	18	18
Rushes - Yards	24-72	46-115
Passing Yards	422	207
Comp.-Att.-Int.	25-41-0	15-26-2
Plays-Total Offense	65-494	72-322
Punt Return Yards	0	5
Punts - Average	3-35.7	3-34.3
Fumbles - Lost	0-0	5-3
Interceptions - Yards	2-42	0-0
Penalties - Yards	13-135	6-48
Time of Possession	27:30	32:30
Third Down Cov.	7-16	7-18

### INDIVIDUAL STATISTICS

RUSHING: FSU - D. Carter 13-72, Bennett 3-3, Moore 4-3, Willis 1-(8), Dawsey 1-(4), Lee 2-6; NEB - Clark 16-86, Gdowski 12-1, Bell 1-2, Carpenter 3-6, Flowers 4-25, Washington 1-(4), Hughes 1-(2), Joseph 4-(2), Rogers 4-3.  
PASSING: FSU - Willis 25-40-422-0, Weldon 0-1-0-0; NEB - Joseph 1-2-12-0, Gdowski 13-23-154-2, Stigre 1-1-41-0.  
RECEIVING: FSU - Lewis 5-106, R. Johnson 3-27, Dawsey 4-66, Anthony 6-88, D. Carter 3-47, Baker 2-49, Bennett 1-30, Lee 1-9; NEB - Dowse 1-41, Gregory 4-67, Bell 3-46, Carpenter 2-6, Bostick 3-27, Garrett 1-15, Hughes 1-5.



**1990 BLOCKBUSTER BOWL**  
Dec. 28, 1990 | Miami, FL  
#6 Florida State 24  
#7 Penn State 17

### SCORE BY QUARTERS

	1	2	3	4	F
FSU	10	7	7	0	24
PSU	7	0	3	7	17

### SCORING SUMMARY

FSU Andrews 41 yd. field goal, 10:47  
FSU Lee 1 yd. run (Andrews kick), 8:20  
FSU Lee 7 yd. run (Andrews kick), 13:36  
PSU Daniels 56 yd. pass from Sacca (Fayak kick), 1:13  
PSU Fayak 32 yd. field goal, 7:32  
FSU Weldon 5 yd. run (Andrews kick), 3:51  
PSU T. Smith 37 yd. pass from Bill (Fayak kick), 6:27

### TEAM STATISTICS

	FSU	PSU
First Downs	19	17
Rushes - Yards	39-152	31-122
Passing Yards	248	278
Comp.-Att.-Int.	22-36-2	15-32-3
Plays-Total Offense	75-400	62-403
Punt Return Yards	43	72
Punts - Average	7-37.6	6-36.3
Fumbles - Lost	0-0	2-0
Interceptions - Yards	3-2	2-19
Penalties - Yards	4-35	6-46
Time of Possession	33:47	26:13
Third Down Cov.	6-16	2-11

### INDIVIDUAL STATISTICS

RUSHING: FSU - Lee 21-86, Weldon 6-22, Dawsey 1-0, Bennett 7-30, Moore 1-12, Jackson 1-2; PSU - Brown 14-46, Thompson 8-33, Smith 1-13, Sacca 6-28, Fayak 1-0, Bill 1-2.  
PASSING: FSU - Weldon 22-36-248-2; PSU - Sacca 12-25-194-2, Bill 3-7-84-1.  
RECEIVING: FSU - R. Johnson 2-34, Lee 5-32, Dawsey 8-107, Bennett 4-49, Moore 1-3, Roberts 1-6, Baker 1-17; PSU - Daniels 7-154, Smith 5-100, Thompson 2-10, T. Thomas 1-14.



**1991 COTTON BOWL**  
Jan. 1, 1992 | Dallas, TX  
#5 Florida State 10  
#9 Texas A&M 2

### SCORE BY QUARTERS

	1	2	3	4	F
FSU	7	0	0	3	10
TAM	2	0	0	0	2

### SCORING SUMMARY

TAM Weldon tackled in endzone for Safety, 10:09  
FSU Weldon 4 yd. run (Thomas kick), 2:08  
FSU Thomas 27 yd. field goal, 2:40

### TEAM STATISTICS

	FSU	TAM
First Downs	17	12
Rushes - Yards	48-188	42-123
Passing Yards	92	57
Comp.-Att.-Int.	14-32-4	6-24-2
Plays-Total Offense	80-280	66-180
Punt Return Yards	16	8
Punts - Average	8-43.3	9-39.7
Fumbles - Lost	3-1	7-6
Interceptions - Yards	2-0	4-47
Penalties - Yards	11-77	6-50
Time of Possession	33:59	26:01
Third Down Cov.	3-17	0-12

### INDIVIDUAL STATISTICS

RUSHING: FSU - Jackson 27-119, Bennett 11-47, McMillan 2-16, Baker 1-14, Weldon 7-8; TAM - Hill 14-71, Richardson 9-5, Carter 7-22, McAfee 5-19, Simmons 4-19, Thomas 2-4, Biggens 1-9.  
PASSING: FSU - Weldon 14-32-92-4; TAM - Richardson 6-24-57-2.  
RECEIVING: FSU - Baker 4-44, Jackson 3-20, McCorvey 2-20, Johnson 2-19, Frier 1-5, Bennett 2-16; TAM - Hill 2-17, Harrison 2-27, Mathews 1-10, Mitchell 1-3.



**1992 ORANGE BOWL**  
Jan. 1, 1993 | Miami, FL  
#3 Florida State 27  
#11 Nebraska 14

### SCORE BY QUARTERS

	1	2	3	4	F
FSU	7	13	7	0	27
NEB	0	7	0	7	14

### SCORING SUMMARY

FSU Vanover 25 yd. pass from Ward (Mowrey kick), 7:41  
FSU Mowrey 40 yd. field goal, 10:54  
FSU McCorvey 4 yd. pass from Ward (Mowrey kick), 9:22  
FSU Mowrey 24 yd. field goal, 2:34  
NEB Dixon 41 yd. pass from Frazier (Bennett kick), 1:03  
FSU S. Jackson 11 yd. run (Mowrey kick), 4:52  
NEB Armstrong 1 yd. pass from Frazier (Bennett kick), 10:24

### TEAM STATISTICS

	FSU	NEB
First Downs	23	13
Rushes - Yards	48-221	34-144
Passing Yards	215	146
Comp.-Att.-Int.	16-31-1	10-22-2
Plays-Total Offense	79-436	56-290
Punt Return Yards	10	18
Punts - Average	6-35.8	4-44.8
Fumbles - Lost	3-0	5-1
Interceptions - Yards	2-0	1-12
Penalties - Yards	6-71	6-50
Time of Possession	36:53	23:07
Third Down Cov.	8-16	3-12

### INDIVIDUAL STATISTICS

RUSHING: FSU - Jackson 17-101, McMillon 9-23, Floyd 4-5, Ward 14-23, Wimberly 1-19, Vanover 3-50; NEB - Jones 19-76, Lewis 3-19, Brown 4-13, Frazier 7-1, Dixon 1-35.  
PASSING: FSU - Ward 15-30-187-1, Jackson 1-1-28-0; NEB - Frazier 10-21-146-2, Bell 0-1-0-0.  
RECEIVING: FSU - Jackson 4-61, Baker 3-32, Vanover 3-40, McMillon 1-7, McCorvey 3-23, Ward 1-28, Ellison 1-24; NEB - Dixon 5-123, Hawkins 2-18, Jones 1-0, Armstrong 1-1, Muhammad 1-4.

MEDIA

PREVIEW

TEAM

COACHES

REVIEW

HONORS

PROS

RECORDS

FSU

# BOWL GAMES IN REVIEW

MEDIA

PREVIEW

TEAM

COACHES

REVIEW

HONORS

PROS

RECORDS

FSU



## 1993 ORANGE BOWL

Jan. 1, 1994 | Miami, FL

#1 Florida State 18  
#2 Nebraska 16

### SCORE BY QUARTERS

	1	2	3	4	F
FSU	0	6	9	3	18
NEB	0	7	0	9	16

### SCORING SUMMARY

FSU	Bentley 34 yd. field goal, 7:54
NEB	Baul 34 yd. pass from Frazier (Bennett kick), 5:59
FSU	Bentley 25 yd. field goal, :29
FSU	Floyd 1 yd. run (Ward pass incomplete), 12:50
FSU	Bentley 39 yd. field goal, 3:06
NEB	Phillips 12 yd. run (Frazier run failed), 14:55
NEB	Bennett 27 yd. field goal, 1:16
FSU	Bentley 22 yd. field goal, :21

### TEAM STATISTICS

	FSU	NEB
First Downs	22	20
Rushes - Yards	24-47	44-183
Passing Yards	286	206
Comp.-Att.-Int.	24-43-0	13-25-2
Plays-Total Offense	67-333	69-389
Punt Return Yards	0	18
Punts - Average	6-45.2	7-38.4
Fumbles - Lost	0-0	2-0
Interceptions - Yards	2-21	0-0
Penalties - Yards	10-69	11-115
Time of Possession	27:03	32:57
Third Down Conv.	1-12	7-16

### INDIVIDUAL STATISTICS

RUSHING: FSU - Jackson 8-(-6), Floyd 7-53, Dunn 1-3, Ward 8-(-3); NEB - Jones 9-28, Makovicka 2-7, Benning 5-5, Phillips 13-64, Frazier 14-77, Dixon 1-2.  
PASSING: FSU - Ward 24-43-286-0; NEB - Frazier 13-24-206-2, Jones 0-1-0-0.  
RECEIVING: FSU - Frier 5-46, McCorvey 5-70, Floyd 1-(-7), Knox 5-99, Vanover 6-48, Dunn 2-30; NEB - Jones 1-(-7), Muhammad 1-14, Johnson 3-40, Baul 1-34, Bell 4-75, Dixon 3-50.



## 1994 SUGAR BOWL

Jan. 2, 1995 | New Orleans, LA

#7 Florida State 23  
#5 Florida 17

### SCORE BY QUARTERS

	1	2	3	4	F
FSU	3	17	3	0	23
UF	3	7	0	7	17

### SCORING SUMMARY

FSU	Mowrey 21 yd. field goal, 7:20
UF	Davis 22 yd. field goal, 3:57
FSU	Ellison 73 yd. pass from Dunn (Mowrey kick), 14:25
FSU	McCorvey 16 yd. pass from Kanell (Mowrey kick), 7:47
UF	Hilliard 82 yd. pass from Wuerffel (Davis kick), 6:07
FSU	Mowrey 24 yd. field goal, :36
FSU	Mowrey 45 yd. field goal, 13:57
UF	Wuerffel 1 yd. run (Davis kick), 3:47

### TEAM STATISTICS

	FSU	UF
First Downs	21	23
Rushes - Yards	30-76	29-5
Passing Yards	325	449
Comp.-Att.-Int.	24-41-0	30-43-1
Plays-Total Offense	71-401	72-454
Punt Return Yards	10	9
Punts - Average	4-39	3-45.7
Fumbles - Lost	0-0	2-2
Interceptions - Yards	1-5	0-0
Penalties - Yards	7-62	8-57
Time of Possession	27:56	32:04
Third Down Conv.	4-16	11-17

### INDIVIDUAL STATISTICS

RUSHING: FSU - Dunn 14-58, Crockett 5-19, Preston 4-4, McMillon 1-1, Kanell 6-(-6); UF - Williams 10-27, Taylor 8-18, Kresser 1-(-7), Anthony 1-(-10), Wuerffel 9-(-23).  
PASSING: FSU - Kanell 23-40-252-0, Dunn 1-1-73-0; UF - Wuerffel 28-39-394-1, Kresser 1-2-3-0, Williams 0-1-0-0, Anthony 1-1-52-0.  
RECEIVING: FSU - Dunn 9-51, McCorvey 4-84, Ellison 4-102, E. Green 4-74, Crockett 1-(-2), Messam 1-12, Preston 1-4; UF - Anthony 8-57, J. Jackson 6-128, Taylor 3-33, Williams 3-14, Doering 3-47, Hill 3-34, Hilliard 3-119, Bilkie 1-17.



## 1995 ORANGE BOWL

Jan. 1, 1996 | Miami, FL

#7 Florida State 31  
#6 Notre Dame 26

### SCORE BY QUARTERS

	1	2	3	4	F
FSU	7	7	0	17	31
ND	10	0	7	9	26

### SCORING SUMMARY

ND	Mayes 39 yd. pass from Krug (Cengia kick), 8:27
FSU	Cooper 15 yd. pass from Kanell (Bentley kick), 6:08
ND	Cengia 20 yd. field goal, :02
FSU	Cooper 10 yd. pass from Kanell (Bentley kick), 2:30
ND	Mayes 33 yd. pass from Krug (Cengia kick), 8:04
ND	Kanell steps out of bounds in endzone for safety, 13:44
ND	Chryplewicz 5 yd. pass from Krug (Cengia kick), 11:43
FSU	E. Green 11 yd. pass from Kanell (Bentley kick), 9:47
FSU	Cooper 3 yd. pass from Kanell (Cooper pass from Kanell), 6:09
FSU	Krug intentionally grounds in endzone for safety, 2:02

### TEAM STATISTICS

	FSU	ND
First Downs	26	17
Rushes - Yards	37-188	45-256
Passing Yards	290	169
Comp.-Att.-Int.	20-33-2	15-26-1
Plays-Total Offense	70-478	71-425
Punt Return Yards	52	21
Punts - Average	3-44	5-42.4
Fumbles - Lost	1-0	2-1
Interceptions - Yards	1-8	2-14
Penalties - Yards	7-59	7-55
Time of Possession	28:13	31:47
Third Down Conv.	6-13	7-16

### INDIVIDUAL STATISTICS

RUSHING: FSU - Dunn 22-151, Williams 2-7, Preston 6-55, Abdullah 2-2, Kanell 5-(-27); ND - Denson 11-67, Edwards 14-55, Thorne 1-4, Farmer 7-93, Krug 11-45, Sollman 1-(-8).  
PASSING: FSU - Kanell 20-32-2, Dunn 0-1-0; ND - Krug 14-24-1, Smith 1-1-0, Edwards 0-1-0.  
RECEIVING: FSU - Messam 6-103, Williams 2-17, E. Green 5-99, Cooper 4-38, Abdullah 1-14, Dunn 2-19; ND - Mayes 6-96, Stafford 2-14, Mosley 1-13, Chryplewicz 3-18, Farmer 1-3, Edwards 2-25.



## 1996 SUGAR BOWL

Jan. 2, 1997 | New Orleans, LA

#1 Florida State 20  
#3 Florida 52

### SCORE BY QUARTERS

	1	2	3	4	F
FSU	3	14	3	0	20
UF	10	14	14	14	52

### SCORING SUMMARY

UF	Hilliard 9 yd pass from Wuerffel (Edmiston kick), 6:43
FSU	Bentley 43-yd field goal, 7:49
UF	Edmiston 32-yd field goal, 2:44
UF	Taylor 2 yd run (Edmiston kick), 11:28
FSU	Green 29 yd pass from Busby (Bentley kick), 7:28
UF	Hilliard 31 yd pass from Wuerffel (Edmiston kick), 5:18
FSU	Dunn 12 yd run (Bentley kick), 0:40
FSU	Bentley 45-yd field goal, 10:24
UF	Hilliard 8 yd pass from Wuerffel (Edmiston kick), 5:43
UF	Wuerffel 16 yd run (Edmiston kick), 0:13
UF	Jackson 42 yd run (Edmiston kick), 8:52
UF	Jackson 1 yd run (Edmiston kick), 2:12

### TEAM STATISTICS

	FSU	UF
First Downs	13	26
Rushes-Yards	21-70	43-203
Passing Yards	271	306
Comp.-Att.-Int.	17-42-2	18-34-1
Plays-Total Offense	63-313	77-474
Punt Ret. Yards	74	69
Punts-Average	8-46.4	7-48.1
Fumbles-Lost	0-0	1-0
Interceptions-Yards	1-24	2-7
Penalties Yards	14-115	15-102
Time of Possession	23:33	36:27
Third Down Conv.	5-18	5-16

### INDIVIDUAL STATISTICS

RUSHING: FSU - Dunn 9-28, Warrick 1-12, Williams 2-7, Feaster 2-1, Busby 7-(-6); UF - Jackson 12-118, Taylor 18-60, Williams 4-2, Schottenheimer 1-0, McCaslin 2-(-2), Wuerffel 6-(-10).  
PASSING: FSU - Busby 41-17-1-271-1, Kendra 1-0-1-0-0; UF - Wuerffel 34-18-1-306-3.  
RECEIVING: FSU - Messam 5-48, Cooper 4-82, Green 3-86, Pearsall 1-25, Dunn 1-12, Abdullah 1-10, Warrick 1-7, Williams 1-1; UF - Hilliard 7-150, Green 5-79, Anthony 4-50, Mobley 1-16, Taylor 1-12.



**Seminole Capture 1993 National Title At Orange Bowl**  
Nebraska's Tom Osborne congratulates Bobby Bowden after the Seminoles defeated the Cornhuskers.

# BOWL GAMES IN REVIEW

MEDIA

PREVIEW

TEAM

COACHES


REVIEW

HONORS

PROS

RECORDS

FSU



**1997 SUGAR BOWL**  
Jan. 1, 1998 | New Orleans, LA  
#4 Florida State 31  
#9 Ohio State 14

**SCORE BY QUARTERS**

	1	2	3	4	F
FSU	7	14	0	10	31
OSU	3	0	5	6	14

**SCORING SUMMARY**

- OSU Dan Stultz 40 yd field goal, 1:56
- FSU E.G. Green 27 yd pass from Busby (Janikowski kick), 0:00
- FSU Thad Busby 9 yd run (Janikowski kick), 3:25
- FSU William McCray 1 yd run (Janikowski kick), :10
- OSU Dan Stultz 34 yd field goal, 7:29
- OSU Team Safety, 1:13
- FSU Janikowski 35 yd field goal, 14:56
- OSU John Lumpkin 50 yd pass from Joe Germaine, 8:57
- FSU William McCray 1 yd run (Janikowski kick), :47

**TEAM STATISTICS**

	OSU	FSU
First Downs	21	18
Rushes-Yards	44-118	27-60
Passing Yards	207	334
Comp-Att-Int	16-36-3	22-32-2
Total Yards	325	394
Punts-Avg.	7-45.4	6-42.7
Punt Returns	3-25	5-44
KO Returns	2-29	3-77
Int Returns	2-24	3-55
Penalties-Yards	10-70	9-74
Fumbles-Lost	1-0	0-0
Sacks	4-26	6-40
Third Down Conversions	4-18	3-13
Time of Possession	35:04	24:56

**INDIVIDUAL STATISTICS**

**RUSHING**- FSU - Minor 12-53, Feaster 2-10, Glenn 2-5, McCray 2-2, Coles 2-1, Busby 7-(-11); OSU - Pearson 22-60, Rudzinski 1-24, Jackson 9-19, Keller 6-20, Wylie 3-9, Germaine 3-(-14).  
**PASSING**- FSU - Busby 33-22-2-334-1; OSU - Germaine 26-10-2-173-1, Jackson 10-6-1-34-0.  
**RECEIVING**- FSU - Minor 9-55, Green 7-176, Warrick 3-82, Coles 3-21; OSU - Miller 6-79, Boston 3-40, Lumpkin 2-61, Pearson 2-27, Keller 2-(-3), Rambo 1-3.



**1998 FIESTA BOWL**  
Jan. 4, 1999 | Tempe, AZ  
#2 Florida State 16  
#1 Tennessee 23

**SCORE BY QUARTERS**

	1	2	3	4	F
FSU	0	9	0	7	16
UT	0	14	0	9	23

**SCORING SUMMARY**

- UT Bryson 4 pass from T. Martin (J. Hall kick), Time Left: 14:05. Drive: 6 plays, 88 yards.
- UT Goodrich 54 interception return (J. Hall kick), Time Left: 13:40.
- FSU McCray 1 run, Time Left: 8:59. Drive: 3 plays, 3 yards.
- FSU Janikowski 34 FG, Time Left: 1:17. Drive: 10 plays, 10 yards.
- UT Price 79 pass from T. Martin, Time Left: 9:17. Drive: 3 plays, 80 yards.
- UT Hall 23 FG, Time Left: 6:01. Drive: 6 plays, 22 yards.
- FSU Outzen 7 run (Janikowski kick), Time Left: 3:42. Drive: 5 plays, 49 yards.

**TEAM STATISTICS**

	FSU	UT
First Downs	13	16
Rushes-Yards	41-108	54-114
Passing Yards	145	278
Comp-Att-Int	9-22-2	11-19-2
Total Yards	253	392
Punts-Avg.	9-39.8	5-38
Punt Returns	2-51	4-34
Kickoff Returns	4-52	3-43
Interception Returns	2-69	2-74
Penalties-Yards	12-110	9-55
Fumbles-Lost	4-1	3-2
Sacks By	1	4
Third Down Conversions	4-15	1-12
Time of Possession	28:50	31:10
Attendance		80,470

**INDIVIDUAL STATISTICS**

**RUSHING**- FSU - Minor 15-83, Warrick 1-11, McCray 4-9, Coles 2-4, Glenn 1-2, Outzen 18-(-1); UT - Stephens 13-60, Henry 19-28, Martin 10-19, Bryson 3-7.  
**PASSING**- FSU - Outzen 22-9-0-145-2; UT - Martin 18-11-2-278-2; Henry 1-0-0-0.  
**RECEIVING**- FSU - Dugans 6-135, McCray 1-11, Warrick 1-7, Minor 1-(-8); UT - Price 4-199, Bryson 3-34, Copeland 1-15, Finlayson 1-14, Henry 1-9, Wilson 1-7.



**1999 SUGAR BOWL**  
Jan. 1, 2000 | New Orleans, LA  
#1 Florida State 46  
#2 Virginia Tech 29

**SCORE BY QUARTERS**

	1	2	3	4	F
VT	7	7	15	0	29
FSU	14	14	0	18	46

**SCORING SUMMARY**

- FSU Warrick 64 pass from Weinke (Janikowski kick), 3:22.
- FSU Chaney 6 blocked punt return (Janikowski kick), 2:14.
- VT Davis 49 pass from Vick (Graham kick), :30.
- FSU Dugans 63 pass from Weinke (Janikowski kick), 13:45.
- FSU Warrick 59 punt return (Janikowski kick), 11:40.
- VT Vick 3 run (Graham kick), :37.
- VT FG Graham 23, 7:54.
- VT Kendrick 29 run (pass failed), 5:57.
- VT Kendrick 6 run (pass failed), 2:13.
- FSU Dugans 14 pass from Weinke (Warrick pass from Weinke), 12:59.
- FSU FG Janikowski 32, 10:26.
- FSU Warrick 43 pass from Weinke (Janikowski kick), 7:42.

**TEAM STATISTICS**

	VT	FSU
First Downs	24	15
Rushing	11	4
Passing	10	10
Return Yards	222	155
Comp-Att-Int	15-29-0	20-34-1
Punts	4-88	4-80
Fumbles-Lost	3-3	2-0
Penalties-Yards	6-65	7-59
Time of Possession	36:25	23:35
Attendance		79,280

**INDIVIDUAL STATISTICS**

**RUSHING**-VT: Vick 23-97, Kendrick 12-69, Stith 11-68, Davis 1-16, E. Johnson 1-12, Sorensen 1-7, Ferguson 1-5, Hawkins 1-4, Graham 1-0. FSU: Chaney 4-43, Minor 9-35, team 3-(minus 7), Weinke 7-(minus 41).  
**PASSING**-VT: Vick 15-29-0-225. FSU: Weinke 20-34-1-329.  
**RECEIVING**-VT: Davis 7-108, Hawkins 2-49, Kendrick 2-27, E. Johnson 1-23, Wynn 1-7, Ferguson 1-6, Carter 1-5. FSU: Warrick 6-163, Dugans 5-99, Minnis 2-25, Minor 2-23, Morgan 2-10, Chaney 2-5, Boldin 1-4.



**2000 ORANGE BOWL**  
Jan. 3, 2001 | Miami, FL  
#3 Florida State 2  
#1 Oklahoma 13

**SCORE BY QUARTERS**

	1	2	3	4	F
FSU	0	0	0	2	2
OU	3	0	3	7	13

**SCORING SUMMARY**


- OU FG Duncan 27, 7:16.
- OU FG Duncan 42, 4:24.
- OU Griffin 10 run (Duncan kick), 7:46.
- FSU Safety, Ferguson tackled in end zone, :55

**TEAM STATISTICS**

	FSU	OU
First downs	14	12
Rushes-yards	17-27	36-56
Passing	274	214
Comp-Att-Int	25-52-2	25-39-1
Return Yards	21	48
Punts-Avg.	10-45	8-41
Fumbles-Lost	3-1	2-1
Penalties-Yards	6-38	7-45
Time of Possession	23:27	36:33
Attendance		76,835

**INDIVIDUAL STATISTICS**

**RUSHING**-FSU: Minor 13-20, Weinke 4-7. OU: Griffin 11-40, Heupel 13-23, Works 6-16, Littrell 2-8, Mackey 2-5, team 2-(minus 36).  
**PASSING**-FSU: Weinke 25-52-2-274. OU: Heupel 25-39-1-214.  
**RECEIVING**-FSU: Bell 7-137, Minor 5-9, Boldin 3-31, Morgan 3-21, Golightly 3-15, Walker 1-25, Gardner 1-16, Sprague 1-14, Franklin 1-6. OU: Griffin 6-23, Mackey 4-23, Works 4-3, Norman 3-49, Woolfolk 3-41, Savage 2-23, T.Smith 2-13, Fagan 1-39.



**46-29**

Florida State Defeats Virginia Tech To Win National Title  
Peter Warrick and Bobby Bowden celebrate the 1999 national championship



# BOWL GAMES IN REVIEW

MEDIA

PREVIEW

TEAM

COACHES

REVIEW

HONORS

PROS

RECORDS

FSU



**2001 GATOR BOWL**  
Jan. 1, 2002 | Jacksonville, FL  
#24 Florida State 30  
#15 Virginia Tech 17

**SCORE BY QUARTERS**

	1	2	3	4	F
VT	3	0	14	0	17
FSU	0	10	3	17	30

**SCORING SUMMARY**

VT	FG Warley 36, 10:56.
FSU	Rix 1 run (Beitia kick), 6:32.
FSU	FG Beitia 50, 1:26.
VT	Jones 5 run (Warley kick), 10:02.
FSU	FG Beitia 47, 1:42.
VT	A.Davis 55 pass from Noel (Warley kick), :40.
FSU	Walker 77 pass from Rix (Beitia kick), 14:48.
FSU	FG Beitia 35, 10:13.
FSU	Walker 23 pass from Rix (Beitia kick), 2:14.

**TEAM STATISTICS**

	VT	FSU
First downs	16	19
Rushes-yards	40-43	39-104
Passing	269	326
Comp-Att-Int	15-29-1	12-25-1
Return Yards	23	19
Punts-Avg.	7-30	4-40
Fumbles-Lost	2-1	1-1
Penalties-Yards	4-32	4-25
Time of Possession	31:09	28:51
Attendance		72,202

**INDIVIDUAL STATISTICS**

RUSHING-VT: K.Jones 23-55, Ferguson 3-13, Burnell 2-1, Noel 12-(minus 26). FSU: G.Jones 23-120, Maddox 3-6, Gardner 1-(minus 3), Rix 12-(minus 19).  
PASSING-VT: Noel 15-27-0-269, R.Johnson 0-1-0-0, Randall 0-1-1-0. FSU: Rix 12-25-1-326.  
RECEIVING-VT: A.Davis 5-158, Ferguson 5-32, Slowikowski 2-36, E. Johnson 2-21, Parham 1-22. FSU: Walker 4-195, Bell 3-43, Thorpe 2-48, Gardner 2-21, Maddox 1-19.



**2002 SUGAR BOWL**  
Jan. 1, 2003 | New Orleans, LA  
#16 Florida State 13  
#4 Georgia 26

**SCORE BY QUARTERS**

	1	2	3	4	F
UGA	3	14	6	3	26
FSU	0	7	6	0	13

**SCORING SUMMARY**

UGA	FG Bennett 23, 4:19
FSU	Boldin 5 pass from Walker (Beitia kick), 13:41
UGA	Thornton 71 interception return (Bennett kick), 6:24
UGA	Edwards 37 pass from Shockley (Bennett kick), 3:43
UGA	FG Bennett 42, 11:06
UGA	FG Bennett 25, 8:49
FSU	Thorpe 40 pass from Boldin (run failed), 0:00
UGA	FG Bennett 35, 10:17

**TEAM STATISTICS**

	GA	FSU
First Downs	11	18
Rushes-yards	36-151	41-115
Passing	125	147
Comp-Att-Int	10-15-0	13-26-2
Return Yards	113	125
Punts-Avg	4-48.2	5-40.4
Fumbles-Lost	1-1	2-1
Penalties-Yds	6-59	5-37
Time of Possession	26:09	33:51
Attendance		74,269

**INDIVIDUAL STATISTICS**

RUSHING-UGA: Smith 23-145, Milton 5-13, Shockley 3-2, Wall 1-0, team 2-(minus 2), Greene 2-(minus 7). FSU: Washington 10-48, Boldin 13-34, Maddox 9-32, Dean 1-5, Reid 1-2, Walker 7-(minus 6).  
PASSING-UGA: Greene 9-14-0-88, Shockley 1-1-0-37. FSU: Boldin 6-14-0-78, Walker 7-12-2-69.  
RECEIVING-UGA: Edwards 3-60, Gibson 2-12, Johnson 1-34, Brown 1-11, Watson 1-5, Wall 1-3, Smith 1-0. FSU: Maddox 4-24, Boldin 3-34, Sam 2-11, Thorpe 1-40, Morgan 1-18, Hughes 1-14, Gardner 1-6.



**2003 ORANGE BOWL**  
Jan. 4, 2004 | Miami, FL  
#9 Florida State 14  
#10 Miami 16

**SCORE BY QUARTERS**

	1	2	3	4	F
UM	3	10	3	0	16
FSU	0	14	0	0	14

**SCORING SUMMARY**

UM	FG Peattie 32, 11:32.
FSU	Booker 9 run (Beitia kick), 14:54.
FSU	Henshaw 7 pass from Rix (Beitia kick), 8:41.
UM	Moss 3 run (Peattie kick), 5:34.
UM	FG Peattie 44, 0:00.
UM	FG Peattie 51, 10:19.

**TEAM STATISTICS**

	UM	FSU
First downs	16	10
Total Net Yards	375	206
Rushes-yards	48-218	32-110
Passing	157	96
Punt Returns	3-23	1-6
Kickoff Returns	3-63	4-66
Interceptions Ret.	1(-3)	2-31
Comp-Att-Int	14-29-2	6-19-1
Sacked-Yards Lost	2-13	1-7
Punts	5-25-2	7-43-6
Fumbles-Lost	2-1	2-1
Penalties-Yards	5-40	10-85
Time of Possession	36:08	23:52
Attendance		76,739

**INDIVIDUAL STATISTICS**

RUSHING-UM: Payton 22-131, D.J.Williams 1-31, Moss 15-31, Berlin 6-12, Parrish 1-7, Geathers 1-6, Hester 1-2, team 1-(minus 2). FSU: Jones 6-38, Booker 8-25, Washington 9-20, Rix 5-13, Coleman 2-9, Davis 1-5, Dean 1-0.  
PASSING-UM: Berlin 14-29-2-157. FSU: Rix 6-19-1-96.  
RECEIVING-UM: Winslow 5-48, Geathers 4-41, Moore 3-52, Hill 1-10, Everett 1-6. FSU: Stovall 4-79, Sam 1-10, Henshaw 1-7.



**2004 GATOR BOWL**  
Jan. 1, 2005 | Jacksonville, FL  
#17 Florida State 30  
West Virginia 18

**SCORE BY QUARTERS**

	1	2	3	4	F
FSU	10	3	10	7	30
WVU	12	0	3	3	18

**SCORING SUMMARY**

FSU	L. Washington 69 run (Beitia kick), 14:38.
FSU	FB Beitia 32, 12:51.
WVU	Kay-Jay Harris 36 pass from Marshall (kick failed), 9:53.
WVU	Kay-Jay Harris 1 run (kick failed), 1:45.
FSU	Beitia 28 FG, 11:23.
FSU	Beitia 28 FG, 12:13.
WVU	Good 44 FG, 10:26.
FSU	C. Thorpe 14 pass from Rix (Beitia kick), 3:05.
WVU	Good 34 FG, 14:26.
FSU	Coleman 1 run (Beitia kick), 11:12.

**TEAM STATISTICS**

	FSU	WVU
First downs	22	26
Rushes-yards	42-321	47-255
Passing	157	191
Comp-Att-Int	16-31-2	13-30-2
Return Yards	49	120
Punts-Avg.	4-41.8	2-39.5
Fumbles-Lost	3-1	2-2
Penalties-Yards	17-174	11-121
Time of Possession	32:08	27:52
Attendance		70,112

**INDIVIDUAL STATISTICS**

RUSHING-FSU: Washington 12-195, Booker 20-101, C. Davis 1-8, Coleman 2-2, Rix 5-(minus 1), Lewis 1-(-2). WVU: Harris 25-134, Marshall 11-71, Colson 6-20, Jackson 2-6.  
PASSING-FSU: Rix 16-31-2-157. WVU: Marshall 11-23-1-131, Hales 2-7-1-60.  
RECEIVING-FSU: Thorpe 5-73, Davis 3-39, Reid 2-15, Robinson 2-3, Coleman 1-9, Henshaw 1-9. WVU: Harris 4-50, Henry 3-61, Jackson 2-9, Bolden 1-49, Hales 1-9, Colson 1-7, Henderson 1-6.



**16.1**

Leon Washington shattered FSU's bowl record for rushing average with his mark of 16.1 yards per carry after gaining 195 yards on only 12 carries in the 2005 Gator Bowl win over West Virginia

# BOWL GAMES IN REVIEW

MEDIA

PREVIEW

TEAM

COACHES

REVIEW

HONORS

PROS

RECORDS

FSU



## 2005 ORANGE BOWL

Jan. 3, 2006 | Miami, FL

#3 Penn State 26  
#22 Florida State 23 (3 OT)

### SCORE BY QUARTERS

	1	2	3	4	OT	F
PSU	7	7	0	2	10	26
FSU	0	13	0	3	7	23

### SCORING SUMMARY


PSU Scott 2 run (Kelly kick), 4:59  
 FSU Reid 87 punt return (Cismesia kick), 4:09  
 FSU Booker 50 pass from Weatherford (Cismesia kick failed), 2:49  
 PSU Kilmer 25 pass from Robinson (Kelly kick), 0:06  
 PSU Safety, 13:36  
 FSU FG Cismesia 48, 4:08  
 PSU Scott 1 run (Kelly kick)  
 FSU Dean 1 run (Cismesia kick)  
 PSU FG Kelly 29

### TEAM STATISTICS

	PSU	FSU
First Downs	23	12
Rushes-Yards	48-138	26-26
Passing	253	258
Comp-Att-Int	21-39-1	24-43-1
Total Offense (Plays-Yards)	87-391	69-284
Return Yards	70	259
Punts-Avg.	11-44.3	9-39.2
Fumbles-Lost	1-1	1-0
Penalties-Yards	8-43	13-129
Sacks By (No.-Yards)	3-18	3-18
Time of Possession	34:16	25:44
Attendance		77,773

### INDIVIDUAL STATISTICS

RUSHING-FSU: Washington 6-30, Booker 7-2, Dean 1-1, Coleman 2-1, Smith 1 (-minus 1), Weatherford 8 (-minus 4), PSU: Scott 26-110, Robinson 17-21, Norwood 1-7, Snow 1-1, Kinlaw 2-0, King 1 (-minus 1).  
 PASSING-FSU: Weatherford 24-43-1-258, PSU: Robinson 21-39-1-253.  
 RECEIVING-FSU: Booker 3-69, Reid 4-55, Davis 3-55, Carr 3-25, Washington 6-24, Rouse 1-10, Henshaw 2-9, Root 1-8, Fagg 1-3, PSU: Norwood 6-110, Kilmer 6-79, King 5-27, Smolko 2-21, Butler 1-13, Hunt 1-3.



## 2006 EMERALD BOWL\*

Dec. 27, 2006 | San Francisco, CA

Florida State 44  
UCLA 27

### SCORE BY QUARTERS

	1	2	3	4	F
FSU	7	6	10	21	44
UCLA	10	10	7	0	27

### SCORING SUMMARY

FSU Booker 25 yd run (Cismesia kick), 0:26  
 UCLA Breazell 78 yd pass from Cowan (Medlock kick), 0:34  
 UCLA Medlock 46 yd field goal, 1:55  
 FSU Cismesia 39 yd field goal, 3:00  
 UCLA Taylor 7 yd pass from Cowan (Medlock kick), 3:40  
 UCLA Medlock 19 yd field goal, 3:54  
 FSU Cismesia 21 yd field goal, 2:09  
 FSU Cismesia 36 yd field goal, 3:31  
 FSU Timmons 25 yd blocked punt return (Cismesia kick)  
 UCLA Moline 8 yd run (Medlock kick), 3:09  
 FSU Carr 30 yd pass from Weatherford (Cismesia kick), 4:20  
 FSU Booker 3 yd run (Cismesia kick), 2:18  
 FSU Carter 86 yd interception return (Cismesia kick)

### TEAM STATISTICS

	FSU	UCLA
First Downs	21	17
Rushes-Yards	30-105	35-194
Passing	325	240
Passes Att-Comp-Int	43-21-1	36-15-2
Total Offense (Plays-Yards)	73-430	71-434
Return Yards	4-41	3-12
Kickoff Returns-Yards	5-101	6-166
Punts (Number-Avg)	6-38.8	6-37.7
Fumbles-Lost	0-0	2-1
Penalties-Yards	5-44	4-34
Possession Time	30:12	29:48
Sacks By: Number-Yards	1-7	1-8

### INDIVIDUAL STATISTICS

RUSHING: FSU: Booker 22-91; Weatherford 4-14; Davis 1-2; Dunham 2-1; Team 1-minus 3. UCLA: Markey 19-144; Williams 6-31; Moline 1-8; Austin 1-7; Cowan 7-4; Pitre 1-0.  
 PASSING: FSU: Weatherford 21-43-1-325. UCLA: Patrick 15-36-2-240.  
 RECEIVING: FSU: Fagg 6-68; Booker 5-117; Carr 4-88; Davis 3-33; Warren 1-8; Dunham 1-6; Sims 1-5. UCLA: Baumgartner 2-49; Everett 2-47; Taylor 2-32; Paulsen 2-18; Williams 2-15; Markey 2-minus 6; Breazell 1-78; Pitre 1-4; Ketchum 1-3.

\*Vacated victory



## 2007 MUSIC CITY BOWL

Dec. 31, 2007 | Nashville, TN

Kentucky 35  
Florida State 28

### SCORE BY QUARTERS

	1	2	3	4	F
UK	7	7	14	7	35
FSU	7	7	0	14	28

### SCORING SUMMARY

UK Tamme 14 yd pass from Woodson (Seiber kick), 10:39  
 FSU Weatherford 6 yd run (Cismesia kick), 1:49  
 UK Johnson 13 yd pass from Woodson (Seiber kick), 8:28  
 FSU Carter 24 yd interception return (Cismesia kick), 3:28  
 UK Little 2 yd pass from Woodson (Seiber kick), 6:49  
 UK Dixon 4 yd run (Seiber kick), 0:04  
 FSU Weatherford 1 yd run (Cismesia kick), 8:02  
 UK Johnson 38 yd pass from Woodson (Seiber kick), 5:19  
 FSU Carr 7 yd pass from Weatherford (Cismesia kick), 2:14

### TEAM STATISTICS

	UK	FSU
First Downs	29	22
Rushes-Yards	36-143	33-204
Passing	358	276
Passes Att-Comp-Int	50-32-1	50-22-2
Total Offense (Plays-Yards)	86-501	83-480
Fumble Returns-Yards	0-0	1-51
Punt Returns-Yards	2-36	1-16
Kickoff Returns-Yards	3-57	3-44
Punts (Number-Avg)	5-39.8	6-41.7
Fumbles-Lost	5-3	1-0
Penalties-Yards	7-45	10-102
Possession Time	30:25	29:35
Sacks By: Number-Yards	1-13	3-27

### INDIVIDUAL STATISTICS

RUSHING: UK: Rafael Little 28-152; Tony Dixon 4-17; Andre' Woodson 4-minus 26. FSU: Antone Smith 17-156; Drew Weatherford 12-48; Preston Parker 2-1; Sedrick Holloway 1-0; Team 1-minus 1.  
 PASSING: UK: Andre' Woodson 32-50-1-358. FSU: Drew Weatherford 22-48-2-276; Preston Parker 0-1-0-0; Team 0-1-0-0.  
 RECEIVING: UK: Rafael Little 8-50; Steve Johnson 7-124; Keenan Burton 7-56; Dicky Lyons 5-78; Jacob Tamme 3-35; Tony Dixon 1-8; Maurice Grinter 1-7. FSU: Preston Parker 8-105; Greg Carr 6-99; De'Cody Fagg 5-51; Rod Owens 2-10; Antone Smith 1-11.



## 2008 CHAMPS SPORTS BOWL

December 27, 2008 | Orlando, FL

Florida State 42  
Wisconsin 13

### SCORE BY QUARTERS

	1	2	3	4	F
WISC	0	3	3	7	13
FSU	0	14	14	14	42

### SCORING SUMMARY

FSU Nicholson, D 75 yd fumble recovery (Gano, G kick)  
 WISC Welch, Philip 31 yd field goal  
 FSU Carr, G 15 yd pass from Ponder, C (Gano, G kick)  
 WISC Welch, Philip 41 yd field goal  
 FSU Smith, A 6 yd run (Gano, G kick)  
 FSU Jones, C. 14 yd run (Gano, G kick)  
 FSU Watson, D 51 yd fumble recovery (Gano, G kick)  
 FSU Piurowski, C 10 yd pass from Ponder, C (Gano, G kick)  
 WISC Theus, Elijah 20 yd pass from Sherer, Dustin (Welch, Philip kick)

### TEAM STATISTICS

	WISC	FSU
First Downs	16	23
Rushes-Yards	38-201	38-134
Passing	132	276
Passes Att-Comp-Int	16-9-0	37-23-0
Total Offense (Plays-Yards)	54-333	75-410
Fumble Returns-Yards	0-0	2-126
Punt Returns-Yards	1-3	4-29
Kickoff Returns-Yards	4-62	4-71
Interception Returns-Yards	0-0	0-0
Punts (Number-Avg)	6-44.3	5-48.2
Fumbles-Lost	3-3	0-0
Penalties-Yards	2-25	7-85
Possession Time	24:52	35:08
Third-Down Conversions	2 of 10	10 of 17
Fourth-Down Conversions	0 of 0	0 of 1
Red-Zone Scores-Chances	2-3	4-4
Sacks By: Number-Yards	2-13	3-17

### INDIVIDUAL STATISTICS

RUSHING: Wisconsin-Hill, P.J. 15-140; Clay, John 11-39; Anderson, Isaac 1-19; Sherer, Dustin 7-9; Pressley, Chris 1-2; Brown, Zach 1-minus 1; TEAM 1-minus 2; Gilreath, David 1-minus 5. Florida State-Jones, C. 4-55; Smith, A 16-39; Ponder, C 9-19; Givens, L. 1-8; Weatherford, D 1-6; Thomas, J. 3-4; Sims, M 2-3; Bradham, N. 1-2; Reed, B 1-minus 2.  
 PASSING: Wisconsin-Sherer, Dustin 9-16-0-132. Florida State-Ponder, C 18-31-0-199; Weatherford, D 5-6-0-77.  
 RECEIVING: Wisconsin-Graham, Garrett 3-62; Toon, Nick 2-27; Anderson, Isaac 2-18; Theus, Elijah 1-20; Gilreath, David 1-5. Florida State-Carr, G 8-78; Reed, B 5-24; Wade, C 2-41; Givens, L. 2-33; Piurowski, C 2-32; Surrency, C. 1-25; Fortson, J. 1-20; Smith, A 1-18; Easterling, T 1-5.



## 2009 GATOR BOWL

Jan. 1, 2010 | Jacksonville, FL

#18 West Virginia 21  
Florida State 33

### SCORE BY QUARTERS

	1	2	3	4	F
WVU	14	0	0	7	21
FSU	3	10	10	10	33

### SCORING SUMMARY

WVU Jarrett Brown 32 yd run (Tyler Bitancourt kick)  
 FSU Dustin Hopkins 26 yd field goal  
 WVU Noel Divine 1 yd run (Tyler Bitancourt kick)  
 FSU Jermaine Thomas 12 yd run (Dustin Hopkins kick)  
 FSU Dustin Hopkins 42 yd field goal  
 FSU Dustin Hopkins 22 yd field goal  
 FSU Jermaine Thomas 19 yd run (Dustin Hopkins kick)  
 WVU Ryan Clarke 5 yd run (Tyler Bitancourt kick)  
 FSU E.J. Manuel 2 yd run (Dustin Hopkins kick)  
 FSU Dustin Hopkins 37 yd field goal, 02:02

### TEAM STATISTICS

	WVU	FSU
First Downs	8	24
Rushes-Yards	37-221	46-226
Passing	107	189
Comp-Att-Int	9-19-1	17-24-0
Total Offense (Plays-Yards)	56-328	70-415
Fumble Returns-Yards	0-0	0-0
Punt Returns-Yards	0-0	2-37
Kickoff Returns-Yards	7-146	4-101
Interception Returns-Yards	0-0	1-0
Punts-Avg.	0-0	2-37
Fumbles-Lost	0-0	0-0
Penalties-Yards	3-29	7-69
Sacks By (No.-Yards)	0-0	5-42
Time of Possession	22:53	37:07
Third-Down Conversions	4 of 11	7 of 14
Fourth-Down Conversions	1 of 2	0 of 0
Red-Zone Scores-Chances	2-3	6-7

### INDIVIDUAL STATISTICS

RUSHING - WVU: Divine 16-168, Brown 6-43, Clarke 3-12, Sanders 1-7. FSU: Thomas 25-121, Manuel 14-70, Thompson 2-20, Reed 3-9, Givens 1-4, Pryor 1-2.  
 PASSING: WVU: Smith 8-15-0, Brown 1-4-1. FSU: Manuel 17-24-0  
 RECEIVING - Starks 3-30, Divine 2-28, Sanders 2-14, Austin 1-19, Arnett 1-16. FSU: Fortson 4-73, Owens 3-37, Easterling 3-33, Pryor 2-22, Reed, 2-0, Thomas 1-9, Thompson 1-9, Reliford 1-6.

# BOWL GAMES IN REVIEW

MEDIA

PREVIEW

TEAM

COACHES

REVIEW

HONORS

PROS

RECORDS

FSU



## 2010 CHICK-FIL-A BOWL

Dec. 31, 2010 | Atlanta, GA

#19 South Carolina	17
#23 Florida State	26

### SCORE BY QUARTERS

	1	2	3	4	F
SC	0	3	7	7	17
FSU	6	7	6	7	26

### SCORING SUMMARY

FSU	Dustin Hopkins 29 yd field goal
FSU	Dustin Hopkins 48 yd field goal
FSU	Chris Thompson 27 yd run (Dustin Hopkins kick)
SC	Spencer Lanning 40 yd field goal
FSU	Dustin Hopkins 35 yd field goal
SC	Garcia 3 yd pass from Ace Sanders (Lanning kick)
FSU	Dustin Hopkins 45 yd field goal, 4-3 1:30
SC	Brian Maddox 7 yd run (Spencer Lanning kick)
FSU	Easterling 7 yd pass from EJ Manuel (Dustin Hopkins kick)

### TEAM STATISTICS

	SC	FSU
First Downs	22	18
Rushes-Yards	32-139	45-218
Passing	275	90
Comp-Att-Int	21-36-3	12-21-1
Total Offense (Plays-Yards)	68-414	66-308
Return Yards	41	99
Punts-Avg.	2-43.5	3-51.0
Fumbles-Lost	2-2	3-0
Penalties-Yards	5-58	6-50
Sacks By (No.-Yards)	2-9	2-11
Time of Possession	26:32	33:28
Attendance		72217

### INDIVIDUAL STATISTICS

RUSHING - FSU: Chris Thompson 25-147; EJ Manuel 7-46; Lonnie Pryor 2-10; Ty Jones 4-7; Jermaine Thomas 1-6; Christian Ponder 5-3; TEAM 1-minus 1. SC: Kenny Miles 10-70; Brian Maddox 12-53; Stephen Garcia 8-14; Stephen Gilmore 1-3; M. Latimore 1-minus 1. PASSING - FSU: EJ Manuel 11-15-0-84; Christian Ponder 1-5-0-6; Bert Reed 0-1-1-0. SC: Stephen Garcia 19-34-3-243; Ace Sanders 1-1-0-3; Stephen Gilmore 1-1-0-29. RECEIVING - FSU: Bert Reed 2-25; Chris Thompson 2-17; Willie Haulstead 2-14; Taiwan Easterling 2-10; Lonnie Pryor 2-7; Rodney Smith 1-12; Ja'Baris Little 1-5. SC: Alshon Jeffery 9-130; M. Latimore 3-48; Tori Gurley 2-49; Brian Maddox 2-16; D.L. Moore 2-4; Ace Sanders 1-16; Jason Barnes 1-9; Stephen Garcia 1-3.



## 2011 CHAMPS SPORTS BOWL

Dec. 29, 2011 | Orlando, FL

#25 Florida State	18
Notre Dame	14

### SCORE BY QUARTERS

	1	2	3	4	F
FSU	0	0	3	15	18
ND	7	0	7	0	14

### SCORING SUMMARY

ND	Zeke Motta 29 yd fumble recovery (David Ruffer kick)
ND	Michael Floyd 5 yd pass from Rees (David Ruffer kick)
FSU	Dustin Hopkins 42 yd field goal
FSU	Bert Reed 18 yd pass from EJ Manuel (pass failed)
FSU	Rashad Greene 15 yd pass from EJ Manuel (rush failed)
FSU	Dustin Hopkins 29 yd field goal

### TEAM STATISTICS

	FSU	ND
First Downs	13	19
Rushes-Yards	29-41	35-93
Passing	249	187
Comp-Att-Int	31-20-0	35-19-3
Total Offense (Plays-Yards)	60-290	70-280
Fumble Returns-Yards	0-0	1-29
Punt Returns-Yards	2-18	3-45
Kickoff Returns-Yards	2-101	5-94
Interception Returns-Yards	3-39	0-0
Punts (Number-Avg.)	8-47.2	7-40.7
Fumbles-Lost	1-1	1-0
Penalties-Yards	5-44	5-39
Possession Time	29:51	30:09
Third-Down Conversions	3 of 14	7 of 15
Fourth-Down Conversions	0 of 1	0 of 0
Red-Zone Scores-Chances	4-4	1-3
Sacks By (No.-Yards)	4-28	5-44
Attendance		68305

### INDIVIDUAL STATISTICS

RUSHING: Florida State-Devonta Freeman 13-48; James Wilder Jr. 4-10; Chad Abram 1-3; EJ Manuel 11-minus 20. Notre Dame-WOOD, Cierre. 18-60; RIDDICK, Theo 8-36; HENDRIX, Andrew 4-26; TEAM 1-minus 1; REES, Tommy 4-minus 28. PASSING: Florida State-Florida State-EJ Manuel 20-31-0-249. Notre Dame-REES, Tommy 16-27-2-163; HENDRIX 3-8-1-24. RECEIVING: Florida State-Rashad Greene 5-99; Kenny Shaw 4-64; Rodney Smith 4-34; James Wilder Jr. 2-14; Devonta Freeman 2-12; Bert Reed 1-18; Lonnie Pryor 1-5; Christian Green 1-3. Notre Dame-EIFERT, Tyler 6-90; FLOYD, Michael 5-41; TOMA, Robby 4-34; RIDDICK, Theo 2-7; WOOD, Cierre 1-8; JONES, TJ 1-7.



## 2012 ORANGE BOWL

Jan. 1, 2013 | Miami, FL

#13 Florida State	31
#16 Nothern Illinois	10

### SCORE BY QUARTERS

	1	2	3	4	F
FSU	7	7	3	14	31
NIU	3	0	7	0	10

### SCORING SUMMARY

FSU	Lonnie Pryor 60 yd run (Dustin Hopkins kick)
NIU	Matthew Sims 25 yd field goal
FSU	Rashad Greene 6 yd pass from EJ Manuel (Dustin Hopkins kick)
FSU	Dustin Hopkins 25 yd field goal
NIU	Martel Moore 11 yd pass from Jordan Lynch (Matthew Sims kick)
FSU	EJ Manuel 9 yd run (Dustin Hopkins kick)
FSU	Lonnie Pryor 37 yd run (Dustin Hopkins kick)

### TEAM STATISTICS

	NIU	FSU
First Downs	17	23
Rushes-Yards	32-83	37-243
Passing	176	291
Comp-Att-Int	15-41-1	38-26-0
Total Offense (Plays-Yards)	73-259	75-534
Fumble Returns-Yards	1-5	0-0
Punt Returns-Yards	1-6	0-0
Kickoff Returns-Yards	4-73	0-0
Interception Returns-Yards	0-0	1-20
Punts (Number-Avg.)	7-42.1	5-36.8
Fumbles-Lost	1-1	1-1
Penalties-Yards	5-40	8-96
Possession Time	25:52	34:08
Third-Down Conversions	5 of 18	3 of 14
Fourth-Down Conversions	2 of 4	2 of 2
Red-Zone Scores-Chances	2-2	3-3
Sacks By (No.-Yards)	0-0	3-16
Attendance		68305

### INDIVIDUAL STATISTICS

RUSHING: Florida State-Lonnie Pryor 5-134; James Wilder, Jr. 11-52; Devonta Freeman 14-30; EJ Manuel 6-26; Greg Dent 1-1. NIU-LYNCH, Jordan 23-44; MAXWELL, Desroy 1-35; DANIELS, Akeem 3-15; LEWIS, Tommylee 2-9; WELLS, Jamison 1-1; TEAM 1-minus 1; BROWN, DaRon 1-minus 20. PASSING: Florida State-EJ Manuel 26-38-0-291. NIU-LYNCH, Jordan 15-41-1-176. RECEIVING: Florida State-Kenny Shaw 6-61; Rashad Greene 5-45; Devonta Freeman 3-43; Greg Dent 3-42; Rodney Smith 3-41; Lonnie Pryor 3-17; Nick O'Leary 2-29; Kelvin Benjamin 1-13. NIU-LEWIS, Tommylee 5-61; MOORE, Martel 4-29; ASHFORD, Perez 4-19; DANIELS, Akeem 2-67.



## 2013 BCS CHAMPIONSHIP

Jan. 6, 2014 | Pasadena, CA

#2 Auburn	31
#1 Florida State	34

### SCORE BY QUARTERS

	1	2	3	4	F
AUB	7	14	0	10	31
FSU	3	7	3	21	34

### SCORING SUMMARY

FSU	Roberto Aguayo 35 yd field goal
AUB	Tre Mason 12 yd pass from Nick Marshall (Cody Parkey kick)
AUB	Melvin Ray 50 yd pass from Nick Marshall (Cody Parkey kick)
AUB	Nick Marshall 4 yd run (Cody Parkey kick)
FSU	Devonta Freeman 3 yd run (Roberto Aguayo kick)
FSU	Roberto Aguayo 41 yd field goal
FSU	Chad Abram 11 yd pass from Jameis Winston (Aguayo kick)
AUB	Cody Parkey 22 yd field goal
FSU	Kermit Whitfield 100 yd kickoff return (Roberto Aguayo kick)
AUB	Tre Mason 37 yd run (Cody Parkey kick)
FSU	Kelvin Benjamin 2 yd pass from Jameis Winston (Aguayo kick)

### TEAM STATISTICS

	AUB	FSU
First Downs	25	19
Rushes-Yards	53-232	31-148
Passing	217	237
Comp-Att-Int	27-14-1	35-20-0
Total Offense (Plays-Yards)	80-449	66-385
Fumble Returns-Yards	0-0	1-29
Punt Returns-Yards	3-36	3-45
Kickoff Returns-Yards	4-70	4-172
Interception Returns-Yards	0-0	1-4
Punts (Number-Avg.)	6-43.2	6-42.8
Fumbles-Lost	2-0	2-1
Penalties-Yards	5-38	8-60
Possession Time	33:41	26:19
Third-Down Conversions	10 of 18	2 of 12
Fourth-Down Conversions	0 of 0	1 of 1
Red-Zone Scores-Chances	3-4	4-4
Sacks By (No.-Yards)	4-22	2-15
Attendance		94208

### INDIVIDUAL STATISTICS

RUSHING: Auburn-Tre Mason 34-195; Nick Marshall 16-45; C. Artis-Payne: 1-1; Corey Grant 1-minus 3; Louis Ricardo 1-minus 6. Florida State-Devonta Freeman 11-73; Jameis Winston 11-26; Karlos Williams 5-25; James Wilder Jr. 3-21; Chad Abram 1-3. PASSING: Auburn-Nick Marshall 14-27-1-217. Florida State-Jameis Winston 20-35-0-237. RECEIVING: Auburn-Sammie Coates 4-61; Quan Bray 3-4; Ricardo Louis 2-28; C.J. Uzomah 2-8; Melvin Ray 1-50; Tre Mason 1-42; Marcus Davis 1-26; Nick Marshall 0-minus 2. Florida State-Rashad Greene 9-147; Kelvin Benjamin 4-54; Devonta Freeman 3-21; Kenny Shaw 2-4; Chad Abram 1-11; Karlos Williams 1-0.



## 2014 ROSE BOWL/CFP

Jan. 1, 2015 | Pasadena, CA

#2 Florida State	20
#3 Oregon	59

### SCORE BY QUARTERS

	1	2	3	4	F
FSU	3	10	7	0	20
ORE	8	10	27	14	59

### SCORING SUMMARY

FSU	Roberto Aguayo 28 yd field goal
ORE	Royce Freeman 1 yd run (French pass from Alie)
ORE	Aidan Schneider 28 yd field goal
FSU	Roberto Aguayo 26 yd field goal
ORE	Thomas Tyrner 1 yd run (Aidan Schneider kick)
FSU	Karlos Williams 10 yd run (Roberto Aguayo kick)
ORE	Royce Freeman 3 yd run (Aidan Schneider kick)
FSU	Travis Rudolph 18 yd pass from Jameis Winston (Aguayo kick)
ORE	Darren Carrington 56 yd pass from Marcus Mariota (Schneider kick)
ORE	Darren Carrington 30 yd pass from Marcus Mariota (Schneider kick)
ORE	Tony Washington 58 yd fumble return (Schneider kick blocked)
ORE	Marcus Mariota 23 yd run (Aidan Schneider kick)
ORE	Thomas Tyrner 21 yd run (Aidan Schneider kick)

### TEAM STATISTICS

	FSU	ORE
First Downs	28	30
Rushes-Yards	39-180	45-301
Passing	348	338
Comp-Att-Int	29-48-1	26-36-1
Total Offense (Plays-Yards)	87-528	81-639
Fumble Returns-Yards	0-0	2-65
Punt Returns-Yards	0-0	0-0
Kickoff Returns-Yards	9-186	3-48
Interception Returns-Yards	1-0	1-0
Punts (Number-Avg.)	4-33.5	2-38.5
Fumbles-Lost	7-4	2-1
Penalties-Yards	6-48	6-50
Possession Time	32:43	27:17
Third-Down Conversions	6 of 16	7 of 12
Fourth-Down Conversions	0 of 2	1 of 2
Red-Zone Scores-Chances	4-5	4-4
Sacks By (No.-Yards)	0-0	2-18
Attendance		91322

### INDIVIDUAL STATISTICS

RUSHING: Florida State-Dalvin Cook 15-103; Karlos Williams 12-80; Ryan Green 2-7; Mario Pender 2-5; Jameis Winston 8-minus 15. Oregon-Thomas Tyrner 13-124; Marcus Mariota 8-62; Royce Freeman 12-44; Kani Benoit 4-40; Kenny Bassett 4-25; Byron Marshall 1-0; TEAM 1-minus 2; Jeff Lockie 2-minus 6. PASSING: Florida State-Jameis Winston 29-45-1-348; Sean Maguire 0-3-0-0. Oregon-Marcus Mariota 26-36-1-338. RECEIVING: Florida State-Travis Rudolph 6-96; Rashad Greene 6-59; Jesus Wilson 5-72; Karlos Williams 5-59; Dalvin Cook 3-24; Ermon Lane 2-22; Freddie Stevenson 1-12; Nick O'Leary 1-4. Oregon-Darren Carrington 7-165; Evan Baylis 6-73; Byron Marshall 5-20; Charles Nelson 4-40; Dwayne Stanford 2-21; Royce Freeman 2-19.

# BOWL GAMES IN REVIEW

MEDIA

PREVIEW

TEAM

COACHES


REVIEW

HONORS

PROS

RECORDS

FSU



## 2015 PEACH BOWL

Dec. 31, 2015 | Atlanta, GA

#14 Houston	38
#9 Florida State	24

### SCORE BY QUARTERS

	1	2	3	4	F
HOU	7	14	0	17	38
FSU	3	0	7	14	24

### SCORING SUMMARY

HOU	Greg Ward Jr. 7 yd run (Ty Cummings kick)
FSU	Roberto Aguayo 20 yd field goal
HOU	Chance Allen 20 yd pass from Demarcus Ayers (Ty Cummings kick)
HOU	Greg Ward Jr. 6 yd run (Ty Cummings kick)
FSU	Dalvin Cook 1 yd run (Roberto Aguayo kick)
HOU	Ty Cummings 39 yd field goal
FSU	Travis Rudolph 65 yd pass from Sean Maquire (Roberto Aguayo kick)
HOU	Chance Allen 17 yd pass from Greg Ward Jr. (Ty Cummings kick)
FSU	Jesus Wilson 14 yd pass from Sean Maquire (Roberto Aguayo kick)
HOU	Ryan Jackson 2 yd run (Ty Cummings kick)

### TEAM STATISTICS

	HOU	FSU
First Downs	27	17
Rushes-Yards	53-187	16-23
Passing	261	397
Comp-Att-Int	28-46-1	23-48-4
Total Offense (Plays-Yards)	99-448	71-413
Fumble Returns-Yards	0-0	0-0
Punt Returns-Yards	3-8	2-6
Kickoff Returns-Yards	1-37	4-86
Interception Returns-Yards	4-20	1-0
Punts (Number-Avg.)	7-41.6	6-51.5
Fumbles-lost	0-0	1-0
Penalties-Yards	4-30	6-66
Possession Time	34:27	25:33
Third-Down Conversions	13 of 23	6 of 15
Fourth-Down Conversions	0 of 1	0 of 1
Red-Zone Scores-Chances	5-5	3-3
Sacks By (No.-Yards)	3-21	2-12
Attendance		71007

### INDIVIDUAL STATISTICS

RUSHING: Houston-Greg Ward Jr. 20-67; Ryan Jackson 16-54; Kyle Postma 3-37; Demarcus Ayers 6-17; Kenneth Farrow 3-9; Brandon Wilson 4-7; Team 1-minus 4. Florida State-Dalvin Cook 18-33; Jesus Wilson 1-5; Jacques Patrick 1-minus 1; Sean Maquire 1-minus 9; J.J. Cosentino 2-minus 12. PASSING: Houston-Greg Ward Jr. 25-41-1-238. Florida State-Sean Maquire 22-44-4-392; J.J. Cosentino 1-4-0-5. RECEIVING: Auburn-Demarcus Ayers 9-82; Ryan Jackson 5-32; Chance Allen 4-59; Steven Dunbar 4-32; Brandon Wilson 2-32; Donald Gage 2-8; Linell Bonner 1-11; Tyler McClosky 1-6. Florida State-Jesus Wilson 8-68; Travis Rudolph 7-201; Kermit Whitfield 4-56; Dalvin Cook 2-26; Ryan Izzo 1-33; Freddie Stevenson 1-13.



## 2016 ORANGE BOWL

Dec. 30, 2016 | Miami, FL

#6 Michigan	32
#10 Florida State	33

### SCORE BY QUARTERS

	1	2	3	4	F
MICH	3	3	9	17	32
FSU	17	3	0	13	33

### SCORING SUMMARY

FSU	Dalvin Cook 2 yd run (Aguayo Kick)
MICH	Allen 19 yd field goal
FSU	Ricky Aguayo 42 yd field goal
FSU	Nyquan Murray 92 yd pass from Deondre Francois (Aguayo Kick)
MICH	Allen 28 yd field goal
FSU	Ricky Aguayo 38 yd field goal
MICH	Allen 37 yd field goal
MICH	McCray 14 yd interception return (Speight pass failed)
FSU	Deondre Francois 3 yd run (Aguayo kick)
MICH	Hill 8 yd pass from Speight (Allen kick)
MICH	Evans 30 yd run (Darboh pass from Speight)
FSU	Nyquan Murray 12 yd pass from Deondre Francois (Aguayo kick blocked)
MICH	Metellus PAT return

### TEAM STATISTICS

	MICH	FS
First Down	16	15
Rushes-Yds (Net)	36-89	35-149
Passing Yds (Net)	163	222
Passes Comp-Att-Int	21-38-1	9-27-1
Total Offense Plays-Yds	74-252	62-371
Fumble Returns-Yards	0-0	0-0
Punt Returns-Yards	2(-1)	3-6
Kickoff Returns-Yards	2-40	1-66
Interception Returns-Yards	1-14	1-0
Punts (Number-Avg)	8-47.4	6-34.5
Fumbles-Lost	0-0	2-1
Penalties-Yards	4-37	7-65
Possession Time	34:17	25:43
Third-Down Conversions	7 of 20	3 of 13
Fourth-Down Conversions	1 of 2	1 of 1
Red-Zone Scores-Chances	4-4	3-3
Sacks By: Number-Yards	2-22	4-26
Attendance		67432

### INDIVIDUAL STATISTICS

RUSHING: Florida State - D. Cook 20-145 1 TD, D. Francois 10-9 1 TD, J. Patrick 1-2, Freddie Stevenson 1-2, TEAM 3(-7). Michigan - C. Evans 8-49 1 TD, D. Smith 16-36, E. McDoom 1-6, K. Higdon 4-3, J. Chesson 1-2, W. Speight 6(-7). PASSING: Florida State - D. Francois 9-27-222, 2 TD/1 INT. Michigan - W. Speight 21-38-163, 1 TD/1 INT. RECEIVING: Florida State - D. Cook 3-62, T. Rudolph 3-33, N. Murray 2-104 2 TD, K. Whitfield 1-23. Michigan - A. Darboh 5-36, J. Chesson 4-31, I. Bunting 3-40, J. Butt 3-28, D. Smith 3-7, K. Hill 2-13, 1 TD T. Wheatley 1-8.



## 2017 INDEPENDENCE BOWL

Dec. 27, 2017 | Shreveport, LA

Southern Miss	13
Florida State	42

### SCORE BY QUARTERS

	1	2	3	4	F
USM	6	0	7	0	13
FSU	7	16	10	9	42

### SCORING SUMMARY

USM	Kwadra Griggs 5 yd run (Parker Shafield kick failed)
FSU	Auden Tate 20 yd pass from James Blackman (Ricky Aguayo kick)
FSU	Cam Akers 14 yd pass from James Blackman (Aguayo kick failed)
FSU	Ricky Aguayo 29 yd field goal
FSU	Auden Tate 10 yd pass from James Blackman (Aguayo kick)
FSU	Ricky Aguayo 39 yd field goal
FSU	Jacques Patrick 2 yd run (Aguayo kick)
USM	Korey Robertson 13 yd pass from Kwadra Griggs (Shafield kick)
FSU	Auden Tate 17 yd pass from James Blackman (Aguayo rush failed)
FSU	Ricky Aguayo 39 yd field goal

### TEAM STATISTICS

	USM	FSU
First Downs	12	25
Rushes-Yards	28-131	45-214
Passing	129	238
Comp-Att-Int	15-27-0	19-29-0
Total Offense (Plays-Yards)	55-260	74-452
Fumble Returns-Yards	0-0	0-0
Punt Returns-Yards	0-0	1-0
Kickoff Returns-Yards	8-137	1-11
Interception Returns-Yards	0-0	0-0
Punts (Number-Avg.)	4-41.2	1-38.0
Fumbles-lost	1-1	0-0
Penalties-Yards	7-44	6-60
Possession Time	22:52	37:08
Third-Down Conversions	4 of 14	7 of 13
Fourth-Down Conversions	2 of 4	1 of 1
Red-Zone Scores-Chances	2-2	6-7
Sacks By (No.-Yards)	0-0	0-0
Attendance		33601

### INDIVIDUAL STATISTICS

RUSHING: Florida State - C. Akers 13-94, J. Patrick 16-61, J. Blackman 6-29, A. Rasul 7-25, C. Plante 1-6, J. Cosentino 1-2, G. Nabers 1(-3). USM - I. Smith 16-92, K. Griggs 8-39, A. Stagers 1-4, J. Adams 1-2, T. Parks 2(-6). PASSING: Florida State - J. Blackman 18-26-233, 4 TD/0 INT, J. Cosentino 1-3-5, 0 TD/0 INT. USM - K. Griggs 13-25-86, 1 TD/0 INT, A. Stagers 1-1-18, 0 TD/0 INT, Z. Everett 1-1-25, 0 TD/0 INT. RECEIVING: Florida State - A. Tate 5-84, R. Izzo 5-59, D. Matthews 3-37, J. Patrick 2-26, C. Akers 1-14, K. Gavin 1-13, A. Rasul 1-5. USM - K. Robertson 4-36, I. Smith 4-26, A. Falls 1-25, J. Adams 2-22, K. Griggs 1-18, A. Stagers 1-2, J. Washington 1-1, T. Parks 1(-1).



## 2019 SUN BOWL

Dec. 31, 2019 | El Paso, Texas

Florida State	14
Arizona State	20

### SCORE BY QUARTERS

	1	2	3	4	F
FSU	0	0	14	0	14
ASU	3	6	0	11	20

### SCORING SUMMARY

ASU	Cristian Zendejas 40 yd field goal
ASU	Cristian Zendejas 26 yd field goal
ASU	Cristian Zendejas 24 yd field goal
FSU	Ontaria Wilson 3 yd run (Ricky Aguayo kick)
FSU	Tamorrion Terry 91 yd pass from James Blackman (Aguayo kick)
ASU	Cristian Zendejas 34 yd field goal
ASU	Willie Harts 25 yd interception return (Jayden Daniels rush)

### TEAM STATISTICS

	FSU	ASU
First Downs	21	13
Rushes-Yards	51-224	37-87
Passing	246	195
Comp-Att-Int	16-29-4	12-28-0
Total Offense (Plays-Yards)	80-470	65-282
Fumble Returns-Yards	0-0	0-0
Punt Returns-Yards	3-18	1-3
Kickoff Returns-Yards	0-0	1-20
Interception Returns-Yards	0-0	4-54
Punts (Number-Avg.)	6-41.5	8-45.8
Fumbles-lost	4-2	3-2
Penalties-Yards	8-72	5-40
Possession Time	31:04	28:56
Third-Down Conversions	2 of 15	4 of 17
Fourth-Down Conversions	2 of 3	0 of 0
Red-Zone Scores-Chances	1-3	4-4
Sacks By (No.-Yards)	3-14	4-29
Attendance		42412

### INDIVIDUAL STATISTICS

RUSHING: Florida State - D. Sheffield 18-87, J. Travis 11-58, T. Ward 10-44, T. Terry 3-18, O. Wilson 2-15, J. Young 1-9, J. Blackman 6(-7), ASU - J. Daniels 12-36, D. Flowers 11-31, K. Williams 6-12, A.J. Carter 4-12, R. Pearsall 1-1, TEAM 3(-5). PASSING: Florida State - J. Blackman 14-26-244, 1 TD/4 INT, J. Travis 2-3-2, 0 TD/0 INT. ASU - J. Daniels 12-28-195, 0 TD/0 INT. RECEIVING: Florida State - T. Terry 9-165, K. Gavin 2-51, J. Travis 1-18, J. Young 1-9, J. Blackman 1-2, D. Sheffield 1-1, O. Wilson 1-0, ASU - F. Darby 3-19, K. Williams 2-76, T. Hudson 2-39, G. Porter 2-8, C. Hatch 1-26, R. Pearsall 1-19, N. Matthews 1-8.



## 2022 CHEEZ-IT BOWL

Dec. 29, 2022 | Orlando, Florida

Oklahoma	32
#13 Florida State	35

### SCORE BY QUARTERS

	1	2	3	4	F
FSU	7	10	0	15	32
OU	3	8	7	17	35

### SCORING SUMMARY

FSU	Ryan Fitzgerald 23 yd field goal
OU	Jalil Ferooz 22 yd pass from Dillon Gabriel (Zach Schmit kick)
OU	Dillon Gabriel 8 yd run (Schmit kick)
FSU	Ontaria Wilson 16 yd pass from Jordan Travis (Brian Courtney pass from Wyatt Rector)
OU	Zach Schmit 41 yd field goal
FSU	Treshaun Ward 1 yd run (Fitzgerald kick)
OU	Gavin Sawchuk 15 yd run (Brayden Willis pass from Gabriel)
FSU	Treshaun Ward 38 yd run (Fitzgerald kick)
FSU	Markeston Douglas 17 yd pass from Jordan Travis (Fitzgerald kick)
OU	Jovantae Barnes 12 yd run (Schmit kick)
FSU	Ryan Fitzgerald 32 yd field goal

### TEAM STATISTICS

	OU	FSU
First Downs	27	26
Rushes-Yards	60-253	34-169
Passing	243	418
Comp-Att-Int	14-24-0	27-38-1
Total Offense (Plays-Yards)	84-496	72-587
Fumble Returns-Yards	0-0	0-0
Punt Returns-Yards	1-23	0-0
Kickoff Returns-Yards	0-0	2-29
Interception Returns-Yards	1-0	0-0
Punts (Number-Avg.)	3-48.0	2-44.0
Fumbles-lost	2-1	0-0
Penalties-Yards	7-46	3-25
Possession Time	28:17	31:43
Third-Down Conversions	8 of 17	5 of 12
Fourth-Down Conversions	1 of 2	0 of 3
Red-Zone Scores-Chances	4-5	5-5
Sacks By (No.-Yards)	2-12	6-37
Attendance		61520

### INDIVIDUAL STATISTICS

RUSHING: Florida State - T. Ward 10-81, J. Travis 7-50, T. Benson 13-25, L. Toaffli 1-10, M. Pittman 1-2, D. Williamson 1-1, DJ Lundy 1-0, OU - J. Barnes 27-108, G. Sawchuk 15-100, D. Gabriel 15-17, J. Ferooz 2-14, G. Freeman 1-9, N. Anderson 1-5. PASSING: Florida State - J. Travis 27-38-418, 2 TD/1 INT, OU - D. Gabriel 14-24-243, 1 TD/0 INT. RECEIVING: Florida State - J. Wilson 8-202, O. Wilson 5-74, M. Douglas 4-50, M. Pittman 3-13, D. Williamson 2-23, M. McClain 2-14, T. Benson 1-33, J. Douglas 1-7, L. Toaffli 1-2, OU - J. Ferooz 4-59, B. Willis 4-58, M. Mims 2-77, D. Stoops 2-27, LV Bunkley-Shelton 1-14, G. Sawchuk 1-8.



FSU



# 1993

## NATIONAL CHAMPIONS



- Florida State put an exclamation point on its 1993 season by capturing the program's first National Championship with a dramatic, 18-16 victory over Nebraska in the Orange Bowl on January 1, 1994.
- The Seminoles closed the year with a 12-1 record and Florida State was the first team in eight years to open the season at No. 1 and go on to win the title.
- Senior quarterback Charlie Ward collected 20 national awards, including the Heisman Trophy, while leading the Seminoles to their long-awaited crown.
- FSU led the nation in scoring offense and defense, outscoring their 13 opponents by an average of 34 points per game.

### BY THE NUMBERS

#### 1993 NATIONAL CHAMPIONS

#### STATISTICAL LEADERS

##### PASSING LEADERS

Name	Att.	Comp.	Yds.	Int.	TD
Charlie Ward	380	264	3032	4	27
Danny Kanell	49	36	499	0	7

##### RUSHING LEADERS

Name	Att.	Yds.	TD
Sean Jackson	134	866	5
Warrick Dunn	68	539	4

##### RECEIVING LEADERS

Name	Rec.	Yds.	TD
Kez McCorvey	74	966	6
Matt Frier	45	598	3
Tamarick Vanover	45	542	3
Kevin Knox	42	575	7

#### 1993 SCHEDULE & RESULTS

Date	Opponent	W/L	Score
Aug. 28	vs. Kansas	W	42-0
Sept. 4	at Duke	W	45-7
Sept. 11	Clemson	W	57-0
Sept. 18	at UNC	W	33-7
Oct. 2	Georgia Tech	W	51-0
Oct. 9	Miami	W	28-10
Oct. 16	Virginia	W	40-14
Oct. 30	Wake Forest	W	54-0
Nov. 6	at Maryland	W	49-20
Nov. 13	at Notre Dame	L	31-24
Nov. 20	N.C. State	W	62-3
Nov. 27	at Florida	W	33-21
Jan. 1, 1994	vs. Nebraska (Orange Bowl)	W	18-16

#### COACHING STAFF

Head Coach:	Bobby Bowden
Asst. Head Coach/Defensive Line:	Chuck Amato
Defensive Coordinator/Defensive Backs:	Mickey Andrews
Inside Linebackers:	Wally Burnham
Receivers:	John Eason
Outside Linebackers:	Jim Gladden
Offensive Line:	Jimmy Heggins
Quarterbacks:	Mark Richt
Offensive Coordinator/Offensive Line:	Brad Scott
Running Backs:	Billy Sexton
Recruiting Coordinator:	Ronnie Cottrell
Strength and Conditioning:	Dave Van Halanger



# 1999

## NATIONAL CHAMPIONS



- The 1999 Florida State football team became the first in the history of the Associated Press poll to go wire-to-wire as the No. 1 team in the nation. The Seminoles completed their 12-0 campaign with a thrilling 46-29 Sugar Bowl victory over Virginia Tech on January 4, 2000.
- Not only did coach Bobby Bowden lead the Seminoles down a path no other team had traveled – wire-to-wire at No. 1 – he also recorded the first perfect season of his career. Along the way, Bowden picked up his 300th career victory.



### BY THE NUMBERS

#### 1999 NATIONAL CHAMPIONS

#### STATISTICAL LEADERS

##### PASSING LEADERS

Name	Att.	Comp.	Yds.	Int.	TD
Chris Weinke	377	232	3103	14	25
Marcus Outzen	26	12	169	1	1

##### RUSHING LEADERS

Name	Att.	Yds.	TD
Travis Minor	180	856	7
Jeff Chaney	43	172	2

##### RECEIVING LEADERS

Name	Rec.	Yds.	TD
Peter Warrick	71	934	8
Ron Dugans	43	644	3

#### 1999 SCHEDULE & RESULTS

Date	Opponent	W/L	Score
Aug. 28	Louisiana Tech	W	41-7
Sept. 11	Georgia Tech	W	41-35
Sept. 18	NC State	W	42-11
Sept. 25	at North Carolina	W	42-10
Oct. 2	vs. Duke (Jacksonville, Fla.)	W	51-23
Oct. 9	Miami	W	31-21
Oct. 16	Wake Forest	W	33-10
Oct. 23	at Clemson	W	17-14
Oct. 30	at Virginia	W	35-10
Nov. 13	Maryland	W	49-10
Nov. 20	at Florida	W	30-23
Jan. 4, 2000	vs. Virginia Tech (Sugar Bowl)	W	46-29

#### COACHING STAFF

Head Coach:	Bobby Bowden
Asst. Head Coach/Linebackers:	Chuck Amato
Defensive Coord./Defensive Backs:	Mickey Andrews
Wide Receivers:	Jeff Bowden
Defensive Ends:	Jim Gladden
Defensive Line:	Odell Haggins
Offensive Line:	Jimmy Heggins
Tight Ends/Recruiting Coord.:	John Lilly
Offensive Coord./Quarterbacks:	Mark Richt
Running Backs:	Billy Sexton
Strength and Conditioning:	Dave Van Halanger



# 2013 NATIONAL CHAMPIONS



- Florida State closed out a perfect 14-0 season with an exciting 34-31 victory over Auburn in the 2014 Vizio BCS National Championship Game on January 6, 2014. It marked the first time FSU had won 14 games in a season and was only the sixth time a team had gone 14-0 in college football history.
- The Seminoles won the final national championship in the 16-year BCS era and did so by making the largest comeback in any national championship game. FSU trailed 21-3 with 5:07 left in the second quarter and outscored the Tigers 31-10 the rest of the game, culminating in a 2-yard touchdown catch by Kelvin Benjamin from Jameis Winston with 13 seconds left.
- FSU led the nation in kickoff return yardage, interceptions, passing yards allowed, red zone offense, scoring defense, passing efficiency and set an NCAA record with 723 points. The Seminoles were also top-5 in the country in 10 other categories including total defense, scoring offense per game and turnover margin.
- FSU had a 1,000-yard rusher for the first time since Warrick Dunn in 1996 as Devonta Freeman amassed 1,016 yards on the ground. The Seminoles also had players break the 1,000-yard receiving mark for the first time since Anquan Boldin in 2002 as Rashad Greene (1,128) and Kelvin Benjamin (1,011) each tallied more than 1,000 yards on the season.
- Redshirt freshman quarterback and 2013 Heisman Trophy winner Jameis Winston led FSU to its third undefeated season in school history.

## BY THE NUMBERS 2013 NATIONAL CHAMPIONS

### STATISTICAL LEADERS

#### PASSING LEADERS

Name	Att.	Comp.	Yds.	Int.	TD
Jameis Winston	384	257	4057	10	40
Jacob Coker	36	18	250	1	0

#### RUSHING LEADERS

Name	Att.	Yds.	TD
Devonta Freeman	173	1016	14
Karlos Williams	91	730	11

#### RECEIVING LEADERS

Name	Rec.	Yds.	TD
Rashad Greene	76	1128	9
Kelvin Benjamin	54	1011	15
Kenny Shaw	54	933	6
Nick O'Leary	33	557	7



### 2013 SCHEDULE & RESULTS

Date	Opponent	W/L	Score
Sept. 2	at Pitt	W	41-13
Sept. 14	Nevada	W	62-7
Sept. 21	Bethune-Cookman	W	54-6
Sept. 28	at Boston College	W	48-34
Oct. 5	Maryland	W	63-0
Oct. 19	at Clemson	W	51-14
Oct. 26	NC State	W	49-17
Nov. 2	Miami	W	41-14
Nov. 9	at Wake Forest	W	59-3
Nov. 16	Syracuse	W	59-3
Nov. 23	Idaho	W	80-14
Nov. 30	at Florida	W	37-7
Dec. 7	vs. Duke (ACC Champ)	W	45-7
Jan. 6	vs. Auburn (BCS Champ)	W	34-31

### COACHING STAFF

Head Coach:	Jimbo Fisher
Asst. Head Coach/Offensive Line:	Rick Trickett
Defensive Coordinator/Defensive Backs:	Jeremy Pruitt
Recruiting Coordinator/Tight Ends:	Tim Brewster
Passing Game Coord./Wide Receivers:	Lawrence Dawsey
Running Backs:	Jay Graham
Defensive Tackles:	Odell Haggins
Special Teams Coordinator/Linebackers:	Charles Kelly
Quarterbacks:	Randy Sanders
Defensive Ends:	Sal Sunseri
Strength and Conditioning:	Vic Vilorio



# BOBBY BOWDEN FIELD AT DOAK CAMPBELL STADIUM



## A CLOSER LOOK DOAK CAMPBELL STADIUM

### TOP SINGLE-SEASON HOME ATTENDANCES


NO.	YEAR	GAMES	TOTAL	AVERAGE
1.	2006	8	644,256	80,532
2.	2014	7	575,478	82,211
3.	2008	7	545,773	77,967
4.	2011	7	544,893	77,841
5.	2012	7	529,208	75,601
6.	2013	7	527,947	75,421
7.	2003	6	498,895	83,150
8.	2004	6	497,047	82,841
9.	2005	6	496,343	82,724
10.	2002	6	490,598	81,766


### FLORIDA STATE'S LARGEST ROAD ATTENDANCES

NO.	ATTENDANCE	YEAR	OPPONENT
1.	106,145	1991	at Michigan
2.	105,578	1986	at Michigan
3.	90,916	2015	at Florida
4.	90,907	2009	at Florida
5.	90,798	2011	at Florida
6.	90,669	2005	at Florida
7.	90,664	2007	at Florida
8.	90,407	2003	at Florida
9.	89,491	1982	at Ohio State
10.	89,066	2017	at Florida

### STADIUM CAPACITIES SINCE 1950

YEARS	CAPACITY
1950-53	15,000
1954-60	19,000
1961-63	25,000
1964-77	40,500
1978-79	47,413
1980-81	51,094
1982-84	55,246
1985-91	60,519
1992	70,123
1993	72,589
1994	75,000
1995	77,500
1996-2000	80,000
2001-2002	82,000
2003-2015	82,300
2016-present	79,560





**STADIUM FACTS**

2023 Capacity:	79,560
Surface:	419 Tiftway Bermuda
Location:	Pensacola Street & Stadium Drive
First Game:	October 7, 1950
Opponent:	Randolph-Macon
Score:	Florida State 40, Randolph-Macon 7
All-Time Doak Record:	314-104-4 (.749)

**9,908 SQUARE FEET OF HD**

When the Seminoles opened up the 2016 season, fans were greeted with the tallest video board structure in college football broadcasting in 1080p true high-definition. The upgraded board is three-times larger and twice as high as the old one. The new board stands 63 feet high and it is accompanied by new high definition ribbon boards throughout the stadium. Overall, 9,908 square feet of LED displays were added to Doak Campbell.

**NOV. 20, 2004**

In a special ceremony prior to the Florida game on November 20, 2004, the home of Florida State football took on a meaning even more special when **Bobby Bowden Field** was dedicated. Now, with numerous additions to enhance the gameday experience, Seminole fans are treated to one of college football's greatest venues.

**200 & 300**

Bowden's 200th career victory came on Oct. 27, 1990, as FSU routed Louisiana State, 42-3, in Tallahassee. In 2007, Bowden won his **300th game** at FSU on the field that bears his name with a 24-16 win over Maryland.

**SOUTH ENDZONE**

The south end zone houses the **Florida State University School of Hospitality**, where students in the program receive hands-on experience in various aspects of the food and beverage industry. The multi-level facility is also home to the **Champions Club**, which includes private entrances, food and drink service in chair-back seats, covered rooftops with cabanas, and WiFi access with panoramic views of downtown Tallahassee.

**NORTH ENDZONE**

The north end zone, which consisted of wood bleachers until the 1994 season kicked off, is topped by the offices of the football coaches. The offices are just part of the **Daisy Parker Flory wing of the Moore Athletic Center** which includes a number of amenities for the football staff. An even more drastic change came to completion in June of 2005 when the athletics department offices moved back into the newly rebuilt Moore Center.

**NOLES WIN 300TH HOME GAME**

In 2017, Florida State won its 300th home game with a 27-24 win over Syracuse. Including eight wins at Centennial Field from 1947-49, FSU is now 322-104-4 at home.

**309 & COUNTING**

The Noles boast a **314-104-4 all-time record at Doak Campbell Stadium** with a winning percentage of .749. Overall, the Seminoles are 322-108-4 (.747) as the home team, which includes three seasons — 1947-49 — when they played their home games at Centennial Field. FSU was 8-4 at the downtown Tallahassee site, including 8-0 in coach Don Veller's first two seasons.

**OCT 7, 1950**

Doak Campbell Stadium opened on **Oct. 7, 1950**, with Florida State celebrating a 40-7 victory over Randolph-Macon. Since then, millions of fans have passed through the gates.

**DOAK S. CAMPBELL STADIUM'S TOP 25 CROWDS**

NO	ATT	YEAR	OPPONENT	FSU	OPP
1.	84,409	2013	Miami	41	14
2.	84,392	2011	Oklahoma	13	23
3.	84,347	2005	Miami	10	7
4.	84,336	2003	Miami	14	22
5.	84,223	2004	Florida	13	20
6.	84,155	2004	Virginia	36	3
7.	84,106	2002	Notre Dame	24	34
8.	83,938	2002	Florida	31	14
9.	83,912	2005	NC State	15	20
10.	83,854	2003	NC State	50	44
11.	83,717	2005	Syracuse	38	14
12.	83,538	2004	Clemson	41	22
13.	83,524	2009	USF	7	17
14.	83,510	2006	Clemson	20	27
15.	83,507	2006	Florida	14	21
16.	83,294	2003	Colorado	47	7
17.	83,237	2008	Florida	15	45
18.	83,231	2012	Clemson	49	37
19.	83,043	2006	Boston College	19	24
20.	83,042	2000	Florida	30	7
21.	82,885	2003	Maryland	35	10
22.	82,836	2001	Miami	27	49
23.	82,804	2006	Virginia	33	0
24.	82,728	2007	Miami	29	37
25.	82,708	2004	North Carolina	38	16

# FIRST-CLASS FACILITIES



## THE MOORE ATHLETICS CENTER

The main hub for Seminole football and the Florida State Department of Athletics is the Moore Athletics Center, which is adjacent to Doak S. Campbell Stadium – and in the north endzone.

The four-story state-of-the-art building includes the football locker room, weight room, athletic training and rehab facility, tutorial and study hall space, computer labs for student-athletes, multi-purpose theatre for team meetings, press conferences and symposiums, classrooms and a dining facility with a full service kitchen and a mailroom. It's also the perfect hub of life for FSU's 400-plus student-athletes.

It's also home to the athletics administration and support staff housing the executive staff, business office, computer information services, coaches' video, Seminole Productions, college of communication faculty offices and student edit rooms, academic support, student services, compliance, sports information, digital media, marketing and promotions, facilities and event management.

The main level showcases Florida State's talented student-athletes with wall-to-wall vibrant memories of historic Seminole seasons and athletic achievements, including the 1993, 1999 and 2013 football national championships as well as FSU's three Heisman Trophy winners.

## THE FLAUMENHAFT FAMILY LOCKER ROOM

The brand-new Flaumenhaft Family Locker Room was unveiled to the Florida State football team in spring of 2022. The redesign, which was done by Populous, a global leader in sport and live entertainment venue design, began immediately after the 2021 season concluded and featured a complete reimagining of the existing locker room space as well as the display areas and field entrance.

The FSU Football Locker Room Renovation was a complete redesign of the existing space and surrounding areas leading to the field. All areas were completely demolished and reconstructed with specialty graphics, branding and lighting, along with flat screen monitors and new lockers with individualized player graphics. A trophy room was added to display the rich tradition of the program and celebrate years of success with national

championship, conference championship and bowl trophies as well as a unique display of football rings. Former players are also recognized through graphics on locker end-caps as well as an All-American wall display in the entryway to the locker room.

Upgraded audio and video technology elements were also part of the renovation. Club-quality speakers and specialized lighting throughout the space are synchronized from the locker room through entry corridors and out through the new Hype Tunnel to energize the space and the players on their way to the playing field.

The Hype Tunnel, which debuted for the 2021 season, features synchronized lights and music as the team makes its way to enter Bobby Bowden Field.

## UNCONQUERED HALLWAY

The Unconquered Hallway is the permanent home for individual and team trophies won throughout Florida State's illustrious history. The space displays FSU's three Heisman Trophy winners as well as other individual national award winners. An interactive display for all the national award winners also is housed in the space.


## PLAYERS LOUNGE

Florida State football's one-of-a-kind 6,000-square foot players lounge debuted in January 2016. The Seminoles' players lounge features three 75-inch TVs, seven arcade games and one very large 50-yard line marker on the ceiling. There are multiple living-room style seating areas, a Seminole-themed pool table and a ping pong table. There's multiple Pop-A-Shot basketball games and a football toss game.

In addition to room-wide surround sound, cell-phone charging stations and a nutrition counter, there are Garnet and Gold flourishes found in nearly every inch of the lounge.

Foosball and pool tables feature emblazoned FSU logos and wordmarks, and arcade basketball games are adorned with photos of Osceola and Renegade. Oversized versions of the Seminole head logo and spear, complete with crisp backlights, hang from the walls.

# ALBERT J. DUNLAP ATHLETIC TRAINING FACILITY



AL AND JUDY DUNLAP

## ALBERT J. DUNLAP ATHLETIC TRAINING FACILITY

Florida State unveiled its brand-new indoor practice facility in 2013, which allows the Seminoles to practice year-round in state-of-the-art championship facilities without disruptions from inclement weather conditions. The nearly \$15-million, 92,000-square-foot facility features a 120-yard artificial turf field with a 2,000-square-foot training room, rehab area and storage space. The facility is climate controlled and includes platforms that allow for multiple video angles to be shot during practices. The field resembles Bobby Bowden Field inside Doak Campbell Stadium and includes garnet end zones.

In 2015, the facility was nominated for the American Institute of Architects Florida People's Choice competition.

FSU's two full-size natural grass fields (the Al Dunlap Football Practice Fields) outside of the facility also were updated and feature a new tower between fields for video and viewing purposes. The entire project was funded by donations, including the \$5 million lead gift by Al and Judy Dunlap. Al and Judy Dunlap's lifetime giving to Florida State University exceeds \$40 million.

# SOD CEMETERY

Florida State's sod cemetery holds chunks of the field from 110 great Seminole road wins.

## 6

Spanning more than six decades, "sod games" and the Florida State University Sod Cemetery have been a rich part of the Seminoles college football history, commemorating many of the greatest victories.

## 1962

In 1962, as the Seminoles completed their Thursday practice in preparation to face Georgia at Sanford Stadium, Dean Coyle Moore – a long-time professor and member of FSU's athletic board – issued a challenge: "Bring back some sod from between the hedges at Georgia."



## OCT. 20 - FSU 18, GEORGIA 0

On Saturday, October 20, the Seminoles scored an 18-0 victory over the favored Bulldogs. Team captain Gene McDowell pulled a small piece of grass from the field, which was presented to Moore at the next football practice. Moore and FSU coach Bill



Peterson had the sod buried on the practice field as a symbol of victory. A monument was placed to commemorate the triumph and the tradition of the sod game was born.

## ON THE ROAD: UNDERDOG, UF, ACC TITLE, BOWLS

Before leaving for all road games in which Florida State is the underdog, all road games at the University of Florida and all ACC championship and bowl games, Seminole captains gather their teammates to explain the significance of the tradition. Victorious captains return with a piece of the opponent's turf to be buried in the Sod Cemetery inside the gates of the practice field.

Away from home and against the odds, Florida State sod games represent the most difficult battles on the football field. The Sod Cemetery stands as a tribute to those triumphs, to be enjoyed by the Seminole faithful.

## SOD GAME VICTORIES

Year	Opponent	Score	Site
1962	Georgia	18-0	Sanford Stadium
	Georgia Tech	14-14	Grant Field
	Auburn	14-14	Cliff Hare Stadium
1963	Miami	24-0	Orange Bowl
1964	Georgia	17-14	Sanford Stadium
	Texas Christian	10-0	Amon G. Carter Stadium
	Miami	14-0	Orange Bowl
1965	Oklahoma	36-19	Gator Bowl
1966	Miami	23-20	Orange Bowl
	Texas Tech	42-33	Jones Stadium
	South Carolina	32-10	Carolina Stadium
1967	Alabama	37-37	Legion Field
	Memphis State	27-7	Memphis Memorial Stadium
	Texas A&M	19-18	Kyle Field
	Florida	21-16	Florida Field
	Penn State	17-17	Gator Bowl
1968	NC State	48-7	Carter Stadium
	South Carolina	35-28	Carolina Stadium
	Houston	40-20	Gator Bowl
1969	Miami	19-14	Orange Bowl
	Virginia Tech	10-10	Lane Stadium
1970	South Carolina	21-13	Carolina Stadium
	Miami	27-3	Orange Bowl
1974	Miami	21-14	Orange Bowl
1975	Clemson	43-7	Memorial Stadium
	Houston	33-22	Gator Bowl
1976	Boston College	28-9	Alumni Stadium
	North Texas State	21-20	Fouts Field
1977	Oklahoma State	25-17	Lewis Field
	Florida	34-9	Florida Field
	Texas Tech	40-17	Tangerine Bowl
1978	Syracuse	28-0	Archbold Stadium
1979	Arizona State	31-3	Sun Devil Stadium
	Louisiana State	24-19	Tiger Stadium
	Florida	27-16	Florida Field
1980	LSU	16-0	Tiger Stadium
	Nebraska	18-14	Memorial Stadium
1981	Ohio State	36-27	Ohio Stadium
	Notre Dame	19-13	Notre Dame Stadium

Year	Opponent	Score	Site
1982	Miami	24-7	Orange Bowl
	Ohio State	34-17	Ohio Stadium
	West Virginia	31-12	Gator Bowl
1983	Arizona State	29-26	Sun Devil Stadium
	LSU	40-35	Tiger Stadium
	North Carolina	28-3	Peach Bowl
1984	Miami	38-3	Orange Bowl
	Arizona State	52-44	Sun Devil Stadium
	Georgia	17-17	Citrus Bowl
1985	Nebraska	17-13	Memorial Stadium
	Oklahoma State	34-23	Gator Bowl
1986	Indiana	27-13	All-American Bowl
1987	Michigan State	31-3	Spartan Stadium
	Auburn	34-6	Jordan-Hare Stadium
	Florida	28-13	Florida Field
	Nebraska	31-28	Fiesta Bowl
1988	Clemson	24-21	Clemson Memorial Stadium
	Auburn	13-7	Sugar Bowl
1989	Florida	24-17	Ben Hill Griffin Stadium
	Nebraska	41-17	Fiesta Bowl
1990	Penn State	24-17	Blockbuster Bowl
1991	Michigan	51-31	Michigan Stadium
	Texas A&M	10-2	Cotton Bowl
1992	Clemson	24-20	Clemson Memorial Stadium
	Georgia Tech	29-24	Bobby Dodd Stadium
	Nebraska	27-14	Orange Bowl
1993	Florida	33-21	Ben Hill Griffin Stadium
	Nebraska	18-16	Orange Bowl^
1994	Notre Dame	23-16	Citrus Bowl
	Florida	23-17	Sugar Bowl
1995	Notre Dame	31-26	Orange Bowl
1997	North Carolina	20-3	Kenan Stadium
	Ohio State	31-14	Sugar Bowl
1999	Florida	30-23	Ben Hill Griffin Stadium
	Virginia Tech	46-29	Sugar Bowl^
2001	Virginia Tech	30-17	Gator Bowl
2003	Florida	38-34	Ben Hill Griffin Stadium
2004	West Virginia	30-18	Gator Bowl

Year	Opponent	Score	Site
2005	Boston College	28-17	Alumni Stadium
	Virginia Tech	27-22	ACC Championship
2006	Miami	13-10	Dolphin Stadium
	UCLA	44-27	Emerald Bowl
2007	Alabama	21-14	Municipal Stadium
	Boston College	27-17	Alumni Stadium
2008	Miami	41-39	Land Shark Stadium
	Maryland	37-3	Byrd Stadium
	Wisconsin	42-13	Champ Sports Bowl
2009	BYU	54-28	LaVell Edwards Stadium
	North Carolina	30-27	Kenan Stadium
	Wake Forest	41-28	BB&T Field
	West Virginia	33-21	Gator Bowl
2010	Miami	45-17	Sun Life Stadium
	South Carolina	26-17	Chick-fil-A Bowl
2011	Florida	21-7	Ben Hill Griffin Stadium
	Notre Dame	18-14	Champs Sports Bowl
2012	Georgia Tech	21-15	ACC Championship
	Northern Illinois	31-10	Orange Bowl
2013	Clemson	51-14	Memorial Stadium
	Florida	37-7	Ben Hill Griffin Stadium
	Duke	45-7	ACC Championship
	Auburn	34-31	BCS National Championship
2014	Georgia Tech	37-35	ACC Championship
2015	Florida	27-2	Ben Hill Griffin Stadium
2016	Miami	20-19	Hard Rock Stadium
	Michigan	33-32	Orange Bowl
2017	Florida	38-22	Ben Hill Griffin Stadium
	Southern Miss	42-13	Independence Bowl
2019	Boston College	38-31	Alumni Stadium
2021	North Carolina	35-25	Kenan Stadium
	Boston College	26-23	Alumni Stadium
2022	Oklahoma	35-32	Cheez-It Bowl

^-National Championship Game

# OSCEOLA & RENEGADE

## THE BEST NCAA FOOTBALL TRADITION IN THE COUNTRY

Arguably the greatest spectacle in college football unfolds moments before kickoff at Doak Campbell Stadium when Osceola charges down the field aboard Renegade, a beautiful Appaloosa, and plants a flaming spear at midfield prior to each home game. This tradition is a tribute to the great Seminole Tribe of Florida.

The tradition was born on Sept. 16, 1978, when a student, portraying the famous Seminole warrior Osceola, led the football team from the tunnel riding a horse as the Seminoles headed into battle against Oklahoma State. The first student to portray Osceola was Jim Kidder riding Renegade I. Since then, six different Renegades and 17 different riders have made the ride and planted the spear, which brings the game day crowd to its feet. In 2018, the tradition of Osceola and Renegade celebrated 40 years, including the 250th spear plant, and the 17th Osceola taking the field aboard Renegade.

Bill Durham, a 1965 FSU graduate, developed the concept of the Osceola and Renegade tradition. He launched the tradition at Florida State University in 1978 after obtaining permission from the Seminole Tribe of Florida. The Durham family provides the beautiful Appaloosa horses involved with the program and has directed the Osceola and Renegade program since its inception with the assistance of the members of the Renegade Team. The regalia used by Osceola is designed for authenticity and approved by the Seminole Tribe of Florida.

Prior to the 2011 season, ESPN's SportsNation voted Osceola and Renegade the best NCAA Football Tradition in the country. A framed rendering of the spear plant was presented to the Durham family during the Oklahoma game on Sept. 17, 2011. That rendering now resides in the Moore Athletics Center.

In 2013, Osceola and Renegade made their second appearance at a National Championship Game, traveling to the Rose Bowl in Pasadena, California, to watch the Seminoles claim their third national title. Osceola and Renegade also appeared at the Orange Bowl where Florida State won its first national championship to cap the 1993 season.

### RENEGADES





Renegade I	1978
Renegade II	1979-89
Renegade III	1989-99
Renegade IV	1999-02, 2005-06
Renegade V	2003-04, 2007-14
Renegade VI	2014-present



# STRENGTH & CONDITIONING

## THE ROGER HOLLER CHAMPIONS TRAINING COMPLEX

The goal of the Seminole Strength program is to safely, effectively and efficiently prepare our student-athletes for the rigors of football. The Roger Holler Champions Training Complex was upgraded during the 2021-22 academic year to better serve the needs to FSU student-athletes, including all new Sorinex products. FSU has five Strength and Conditioning professionals all certified by the NSCA and the CSCCa who dedicate all of their time to football student-athletes.



# PERFORMANCE NUTRITION

## MISSION STATEMENT

Our mission for the Performance Nutrition Program at Florida State University is to provide evidence-based nutrition services that will maximize the performance of our student-athletes on and off the field of play. We strive to provide nutrition that ensures maximal athletic performance as well as comprehensive nutrition education that the student-athlete can utilize throughout their lifetime.



## “THE MISSING LINK”

Nutrition can often times be the “missing link” for athletes in their training. Proper nutrition can help prevent injury, enhance the benefits of strength training programs and aid in the recovery process. Adequate fueling can turn an elite athlete into a champion.



## NUTRITION EDUCATION

Every interaction is an opportunity to educate the student-athletes on how to properly fuel themselves. We provide team talks, cooking classes, handouts and one-on-one counseling to provide strategies to prepare student-athletes not only for athletic success, but to educate them for life after football.



## FUELING THE ATHLETE

The performance nutrition staff offers a variety of different options for student-athletes to properly fuel themselves for their performance. We provide pre/post workout nutrition tailored to the needs of each student-athlete. The sports nutrition staff also provides nutrition around competition, on the road traveling and meal planning.

# SPORTS MEDICINE

The Don Fauls Athletic Training Facility was completed in 2004 and serves as the centerpiece for the daily healthcare needs of Seminole football student-athletes as well as the student-athletes for all 20 of FSU's intercollegiate teams. This 15,000 square foot facility provides FSU student-athletes with access to virtually any needed avenue of health care through the many amenities in place in the facility, as well as through the network of team and supporting physicians. Seminole football student-athletes come here to receive care for any and all types of health-related issues.



## BACK ON TRACK

Seminole football student-athletes are also able to receive the very best in recovery and rehabilitation of injuries with the guidance of the Sports Medicine staff of four full-time Licensed and Certified Athletic Trainers, one of whom is also a Licensed and Certified Physical Therapist, as well as two Certified Athletic Trainer Graduate Assistant interns. At their disposal are a wide variety of tools to assist in rehabilitation including a Biodex System 3™ Iso-Kinetic exercise and testing system and an AlterG® Anti-Gravity Treadmill®.



## THE NECESSARY STEPS

With the goal of injury prevention, Seminole football student-athletes are screened for mobility and stability deficiencies using the Functional Movement Screening™ and Selective Functional Movement Assessment™. The athletic training staff takes all the proper precaution before practices and games in preparing players for competition on the field.



**SCOTT TRULOCK**  
MS, ATC, LAT  
Associate Athletics  
Director  
Health and Performance



**JOSH CHATMAN**  
MS, ATC, LAT, CES, PES  
Head Football  
Athletic Trainer



**DR. JERRY LATIMER**  
Ph.D, PT, ATC, LAT  
Exec. Assoc. Director of  
Sports Medicine/Dir. of  
Rehabilitation



**ALICEA TAYLOR-MEZA**  
MS, ATC, LAT, CSCS  
Athletic Trainer

## EVERYTHING THAT YOU NEED

The Don Fauls Athletic Training Facility has multiple physician examination rooms, equipped with current medical database record keeping systems, extensive medical supplies and a Fluorosc C-Arm system for providing onsite assessment of fractures and dislocations.



**ALEX WENDLER**  
MS, ATC, LAT  
Athletic Trainer



**DR. WILLIAM THOMPSON**  
Orthopedic Surgeon




**DR. JOHN KATOPODIS**  
Cardiologist





# HISTORY OF FSU FOOTBALL



**1993 - FSU at Notre Dame Billed as Game of the Century**

## 1851

Florida State University actually began in 1851 when a legislative act established the Seminary West of the Suwannee. The first students enrolled in 1857 and the Florida State College was co-educational until 1905 when the Buckman Bill sent all the female students to the "new" Florida State College for Women. The huge numbers of male college students wishing to enter school on the G.I. Bill after World War II forced the legislature to make FSU co-educational in 1946.

## 1902-04

Thirty-three years after Princeton and Rutgers kicked off American college football, the Florida State College played three seasons of football in Tallahassee. From 1902-1904, FSC played wearing the colors purple and gold. The 1904 squad was crowned state champions after defeating the University of Florida at Lake City and Stetson.

## 1946

Florida State University became a co-educational institution in 1946 when the first male students were enrolled, most of whom were coming back from World War II. The transition from FSCW, which was regarded as one of the nation's top colleges, to the new institution was remarkably quick and the development of an athletics program was almost as rapid.

## 1947


Florida State University fielded a football team in 1947 coached by Ed Williamson. On October 18, 1947, Stetson kicked off to the FSU three yard line. Don Grant returned the kickoff to the FSU 32 and 7,165 fans at Centennial Field celebrated the first football game. The team finished 0-5 on the season.

## 1948

Don Veller became FSU's second football coach in 1948 and would coach the team until 1952. An outstanding player at Indiana University, Veller inherited 20 lettermen from the first year, but only 12 would letter in 1948. Veller would lose just two games over his first three years, including an undefeated 8-0 campaign in 1950.

## 1950

Florida State played its first football game in Doak S. Campbell Stadium on Oct. 7, 1950 against Randolph Macon. 9,676 fans watched the Seminoles win 40-7, but the new home field was a story in itself. It was built on a former cow pasture and was completed in just five months. Tallahassee Rainey Cawthon was instrumental in selling over 1,000 season tickets at \$50.00 each to fund the stadium and won a wheelbarrow ride down Monroe Street from contractor Red Coleman, who missed the completion date by two days. FSU players painted the stadium over the next summer for \$1 per hour.



**1977 - FSU at Florida FSU breaks losing streak to Florida**

## 1953

Tom Nugent became FSU's third head coach in 1953 and would coach the Seminoles until leaving to become Maryland's head coach in 1958. An innovator on a national level, Nugent developed the I-formation and the typewriter huddle. Among the players he coached were FSU greats Bobby Renn and Lee Corso as well as a talented tailback named Burt Reynolds whose career was cut short by injury.

## 1960-70

Florida State's arrival on the national map occurred during Bill Peterson's 11 seasons as head coach. He came in 1960 when free substitution was still five years away in the game. He moved FSU boldly into the forefront of the passing game and led the Tribe to its biggest win yet when they topped No. 5 Kentucky 48-6 in 1964. He would post a 62-42-11 record in Tallahassee. Among a host of other things, Peterson developed the concept of the "hot receiver" in 1964 that remains in most offenses today.

## 1964

Fred Biletnikoff became FSU's first consensus All-American as a senior in 1964. He ranked fourth nationally with 57 receptions for 11 touchdowns which did not include his four touchdowns in the Gator Bowl win over Oklahoma. Biletnikoff put FSU on the map and he was married under the goalposts at Doak Campbell in 1965. He would go on to have a Hall of Fame career with the Oakland Raiders. The national award given to the top college receiver in the country is named after him.

## 1966

Ron Sellers began a career at Florida State that would prove one of the most prolific in college history. He gained an unheard of 3,979 yards over his career. His statistics were so impressive that most lasted as national records all the way until 1987. He caught passes in 30 consecutive games and averaged 119.9 yards per game. He is a member of the College Football Hall of Fame.

## 1970

While integration of schools throughout the country came painfully slow, Florida State's first African-American player took the field in 1970. J.T. Thomas was a starter from the first game he played at FSU and he backed a sterling college career with three Super Bowl rings earned as a member of the Pittsburgh Steelers.

## 1971

Larry Jones coached the Seminoles from 1971-1973. An 0-11 campaign in his last year spelled the end for the coach. Among notable players during his era were outstanding wide receiver Barry Smith, quarterback Gary Huff and Alabama transfer Billy Sexton.

## 1974-75

Darryl Mudra coached the Seminoles for two seasons and did his work from the pressbox on game day. Perhaps the biggest accomplishment of Mudra's brief tenure, that included the NCAA mandated scholarship limits for the first time, was the signing of an unheralded running back named Larry Key. Key would prove to be one of the finest running backs in Seminole history.

## 1976

FSU president Stanley Marshall and athletic director John Bridgers set up a dinner meeting at an airport hotel in Tampa where West Virginia head coach Bobby Bowden was coaching an all-star game known as the American Bowl. They offered him a four-year contract worth \$37,500 and he became the Seminoles' eighth head coach on Jan. 12. Bowden was interviewed for the job six years earlier when it went to Larry Jones, but FSU officials felt he lacked the experience.

## 1977

Florida State ended a nine year drought versus the Florida Gators in convincing style with a 37-9 victory before 63,563 fans in Gainesville. The victory capped a brilliant regular season for the Garnet and Gold. It was the ninth victory in 11 games, the first time in Seminole history the school had recorded nine wins during the regular season. And, the win also returned FSU football to respectability throughout the south since head coach Bobby Bowden had said more than once that the program "would not be turned around until we beat Florida." Thus the victory - only the third in the 20 year series for the Seminoles - was more important than any other win in recent memory for Seminole coaches and boosters.

## 1979-80

Florida State got its first taste of the real big-time in 1979 and 1980 going to back-to-back Orange Bowls against Oklahoma. FSU went undefeated (11-0) over the regular season in 1979, but lost 24-7 to the Sooners and finished sixth in the final AP poll. FSU took a 10-1 record into the Orange Bowl showdown the next year before losing a heartbreaker 18-17.

## DID YOU KNOW?

### Scholarships In '51

It was not until 1951 that Florida State began to grant athletic scholarships and the move put added pressure on the program to win. FSU left the Dixie Conference and petitioned for membership in the Atlantic Coast Conference and the Southeastern Conference but were rebuffed. Interestingly, it was the University of Florida that sponsored FSU for admission to the SEC.

### Seminoles First To Score Two

The late Vic Prinzi, who is a member of the Florida State Hall of Fame and was the color commentator for the radio network until his death in 1997, was the first college player ever to score a two-point conversion. On Sept. 13, 1958, the Seminoles took the season-opening drive of the Tennessee Tech game in for a touchdown and Prinzi, playing quarterback, ran in the two-point conversion to beat the other national games by just minutes.

### Football Since 1902 Actually

Florida State College actually played football during the 1902-1904 school years and played it well. The first game in 1902 was a 5-0 win over South Georgia Military on Nov. 21 when touchdowns were worth five points. The NCAA nor the governing body at the time recognizes the early games for FSC, although the school won the state championship in 1904. The 1904 season included a 23-0 win over Florida in Lake City, Fla. The school then became the Florida State College for Women and would remain one of the nation's top all-female institutions until the large number of returning veterans from World War II triggered the state system to open Florida State University to men in 1946. The school resumed football in 1947, taking on Stetson in its first game.

**1980**

If one game can be singled out as the most important in the run of unprecedented success at Florida State, it would be the contest at **Nebraska on Sept. 7, 1980**. FSU won in Lincoln, 18-14, opening the eyes of the entire country. Nebraska fans shook off a mixture of shock and confusion to stand and give Bobby Bowden and his Seminoles a standing ovation as they left the field.

**1981**

FSU takes on the following schools in order **all on the road**: Nebraska, Ohio State, Notre Dame, Pittsburgh and LSU. FSU won at Ohio State, Notre Dame and LSU, but, more importantly, won fans coast to coast for its undaunted spirit.

**1981**

In 1981 a **freshman tailback named Greg Allen** was given the football in the middle of legendary Death Valley with a sea of LSU fans around him. He finished the day with a remarkable 202 rushing yards that signaled the arrival of a superstar for the Seminoles. Later that year, he would rip Western Carolina for 322 rushing yards, which still stands as the best rushing game ever for a Seminole.

**1986**

**Deion Sanders** spent a quiet first two years at Florida State before exploding on the national scene in a preseason press conference. He would become one of the most popular players ever in college football and one of the greatest athletes in FSU history.

**1991-92**

On July 1, 1991, the **Atlantic Coast Conference** accepted Florida State University as its ninth member and the first addition to the league since Georgia Tech joined in 1978. FSU had competed in the Metro Conference for all sports other than football, which had been an independent. FSU's first ACC football game was a 48-21 win over Duke on Sept. 7, 1992.

**1993**

The Seminoles won their **first national championship** behind Heisman Trophy winner Charlie Ward in 1993. FSU played Nebraska in the national title game at the Orange Bowl and used freshman Scott Bentley's late field goal to win 18-16.

**1995**

A 31-26 come-from-behind win in the fourth quarter of the Orange Bowl against Notre Dame was **FSU's 11th consecutive bowl win**. The streak set an NCAA record as was FSU's 14-game unbeaten streak in bowls that was spoiled only by a 17-17 tie with Georgia in the 1984 Citrus Bowl.

**1999**

Bobby Bowden used to keep an empty picture frame in his office, which was reserved for his **first perfect season**. He filled the frame with a 1999 team photo. The Seminoles finished the year 12-0 and topped off the record run with a 46-29 win over Virginia Tech for the national championship in the Sugar Bowl.

**2000**

Chris Weinke literally rewrote the FSU record book over his senior season and **took home the second Heisman Trophy** for a Seminole player when he won the award in December of 2000. He would finish his career with a record of 32-3 as a starter.

**2002**

Bobby Bowden passed Bear Bryant and moved into second place on the all-time coaching wins list.

**2003**

Bobby Bowden defeats Wake Forest to become **all-time winningest major college coach**. The Seminoles won the ACC and earned the BCS bid.

**2004**

Bobby Bowden Field at Doak S. Campbell Stadium was dedicated on Nov. 20, 2004 prior to the Florida game.

**2005**

Florida State wins the **inaugural ACC Championship** game by a score of 27-22 over Virginia Tech in Jacksonville. Willie Reid was named the game's MVP. The conference title was FSU's 12th since joining the league in 1992.

**2006**

The College Football Hall of Fame announced that Bobby Bowden and Charlie Ward would be two of the year's 15 inductees. Bowden and Joe Paterno, who was also inducted, were the first two active coaches to be honored.

**2007**

Head Coach Bobby Bowden won his **300th career game** at FSU with a 24-16 victory over Maryland.

**2008**

The College Football Hall of Fame announced that Ron Simmons would be one of 15 inductees. **The Rhodes Trust named junior Myron Rolle one of 32 U.S. Rhodes Scholars for 2009** - the first time in nearly 25 years it has awarded the scholarship to a prominent college football player. Senior kicker Graham Gano was named the Lou Groza Award winner, making him just the second Seminole to ever garner the honor.

**2009**

Legendary head coach Bobby Bowden (1976-2009) and longtime defensive coordinator Mickey Andrews (1984-2009) **announced their retirements** during the season and said their final farewells when FSU defeated West Virginia 33-21 in the 2010 Gator Bowl. The victory secured the Seminoles' 33rd straight winning season under Bowden. It was Florida State's 28th straight bowl appearance - the nation's longest active bowl streak. Bowden retired ranked second all-time in victories for NCAA major college football.

**2010**

**Jimbo Fisher** took over the helm at Florida State in 2010 after being named the successor to legendary coach Bobby Bowden on Jan. 5, 2010. In just his first year, Fisher guided the Seminoles to a final ranking of No. 16 in the USA Today Coaches Poll. He led Florida State to the 2010 Chick-fil-A Bowl Championship after a season sweep of in-state rivals Miami and Florida, an ACC Atlantic Division Title and the program's first 10-win season since 2003. His 10 wins were the most by a first-year head coach at FSU and the third-most by a rookie coach in ACC history.

**2013**

The Seminoles earned their **third national championship** with a 34-31 win over Auburn in the BCS National Championship Game on Jan. 6, 2014. Redshirt freshman quarterback Jameis Winston led Florida State to a 14-0 record and its first undefeated season since 1999. Winston earned the 2013 Heisman Trophy as he finished with 4,057 yards passing and a school-record 40 TDs through the air to go along with 219 yards and four scores on the ground.

**2014**

Florida State won its third consecutive ACC Championship, and 15th overall since joining the league in 1992, **earning a spot in the inaugural College Football Playoff**. The Seminoles posted a streak of 29 consecutive wins, setting FSU and ACC records, becoming just the 14th team in college football history to win 29 games in a row.

**2016**

Florida State earned a New Year's Day/BCS Bowl berth for the fifth straight season. FSU's appearance in the 2016 Orange Bowl qualified **FSU as one of only two teams to earn a New Year's Day/BCS Bowl berth for the five straight seasons**.

**2018**

Willie Taggart was named Florida State's 10th full-time head coach and made his FSU debut for the 2018 season. The Palmetto, Florida, native returned to his home state, where he previously coached four years at South Florida, after serving as head coach at Oregon and also was head coach at his alma mater, Western Kentucky.

**2019**

The College Football Hall of Fame announced that Terrell Buckley was included in the 2019 Hall of Fame class.

**2020**

A new era of FSU football was ushered in on Dec. 8, 2019, when **Mike Norvell** was formally introduced as the program's 11th full-time head coach. Norvell came to Tallahassee after leading Memphis to three straight conference championship games.

**2022**

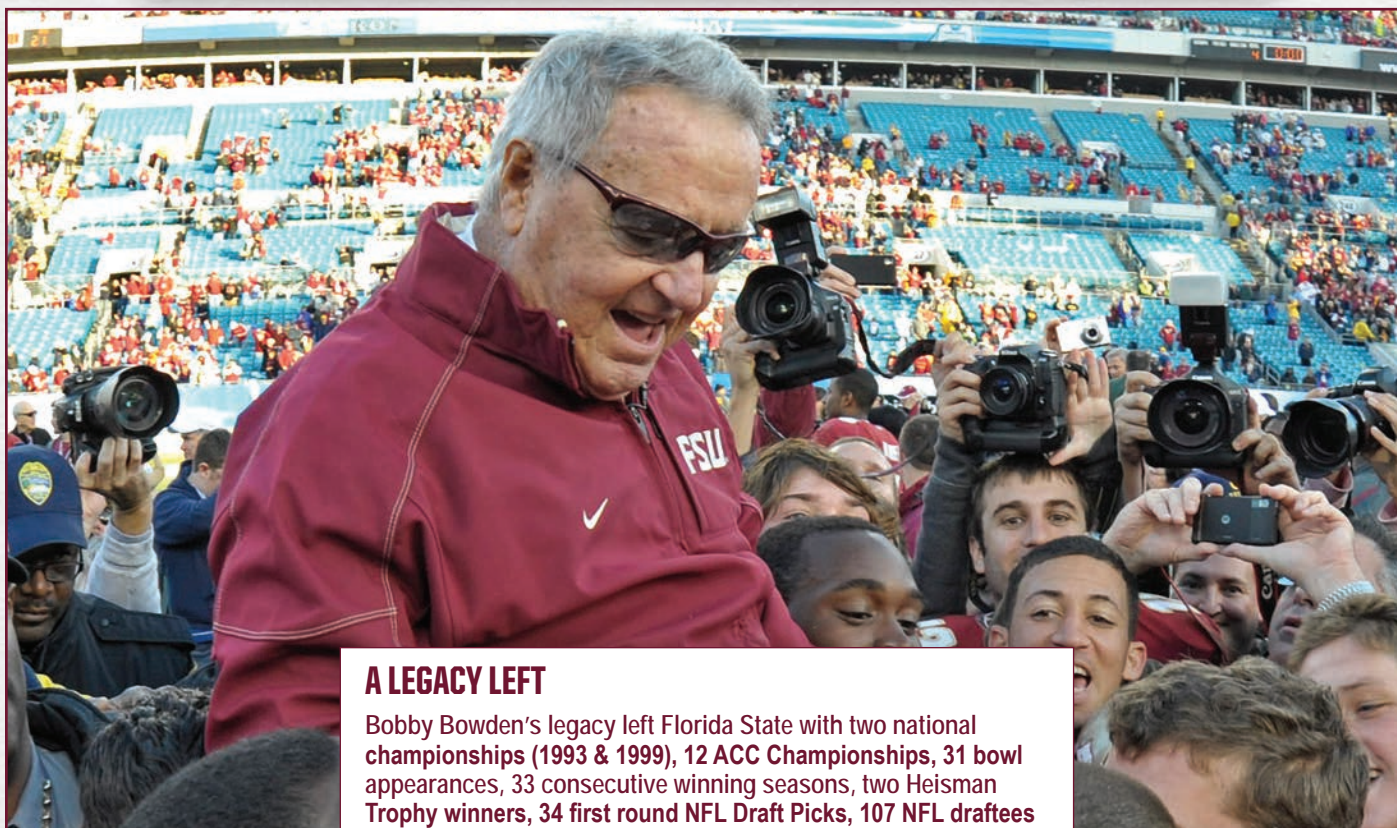
The College Football Hall of Fame announced that Terrell Buckley was named to the 2022 Hall of Fame class.

**BOB CRENSHAW AWARD**

*Given in memory of Robert E. (Bob) Crenshaw (Played 1952-55), Florida State football captain in 1954 and student leader who was killed in a jet crash in 1958. The plaque's inscription reads: "To the football player with the biggest heart." The recipient is chosen by his teammates as the man who best exemplifies the qualities that made Bob Crenshaw an outstanding football player and person.*

1958	Al Ulmer	Guard
1959	Ramon Rogers	Center
1960	Abner Bigbie	Fullback
1961	Paul Andrews	Fullback
1962	Jim Sims	Tackle
1964	Larry Brinkley	Fullback
1964	Dick Hermann	Linebacker
1965	Howard Ehler	Defensive Back
1966	Ed Pope	Guard
1967	Kim Hammond	Quarterback
1968	Billy Gunter	Running Back
1969	Stan Walker	Guard
1970	Bill Lohse	Linebacker
1971	Bill Henson	Defensive Tackle
1972	David Snell	Defensive Back
1973	Steve Bratton	Defensive End
1974	Joe Goldsmith	Wide Receiver
1975	Lee Nelson	Defensive Back
1976	Joe Camps	Defensive Back
1977	Aaron Carter	Linebacker
1978	Scott Warren	Defensive End
1979	Greg Futch	Offensive Tackle
1980	Monk Bonasorte	Defensive Back
1981	Barry Voltapetti	Offensive Tackle
1982	Blair Williams	Quarterback
1983	Ken Roe	Linebacker
1984	Todd Stroud	Noseguard
1985	Pete Panton	Tight End
1986	Greg Newell	Free Safety
1987	Mark Salva	Center
1988	Jason Kuipers	Offensive Guard
1989	Tony Yeomans	Offensive Guard
1990	Lawrence Dawsey	Wide Receiver
1991	Dan Footman	Defensive End
1992	Robbie Baker	Center
1993	Jon Nance	Noseguard
1994	Steve Gilmer	Safety
	Enzo Armella	Noseguard
1995	Todd Rebol	Linebacker
1996	Connell Spain	Defensive Tackle
1997	Greg Spires	Defensive End
1998	Troy Saunders	Cornerback
1999	Reggie Durden	Cornerback
2000	Patrick Newton	Linebacker
2001	Bradley Jennings	Linebacker
2002	Anquan Boldin	Wide Receiver
2003	David Castillo	Center
2004	Bryant McFadden	Cornerback
2005	Andre Fluellen	Defensive Tackle
2006	Darius McClure	Safety
2007	Anthony Houllis	Rover
2008	Ryan McMahon	Center
2009	Ryan McMahon	Center
	Markus White	Defensive End
2010	Andrew Datko	Offensive Tackle
2011	Lamarcus Joyner	Safety
	EJ Manuel	Quarterback
2012	Devonta Freeman	Running Back
	Telvin Smith	Linebacker
2013	Devonta Freeman	Running Back
	Lamarcus Joyner	Cornerback
2014	Josue Matias	Offensive Guard
	Eddie Goldman	Defensive Tackle
2015	Kareem Are	Offensive Line
	Reggie Northrup	Linebacker
2016	Deondre Francois	Quarterback
2017	Derrick Kelly II	Offensive Line
2018	Derrick Kelly II	Offensive Line
2019	James Blackman	Quarterback
2020	Jashaun Corbin	Running Back
2021	Jordan Wilson	Tight End
2022	Camren McDonald	Tight End
	Mycah Pittman	Wide Receiver

# THE BOWDEN ERA



## A LEGACY LEFT

Bobby Bowden's legacy left Florida State with two national championships (1993 & 1999), 12 ACC Championships, 31 bowl appearances, 33 consecutive winning seasons, two Heisman Trophy winners, 34 first round NFL Draft Picks, 107 NFL draftees from 1992-2009, and 118 ACC Wins.

### 1976

Although FSU had considered dropping football due to a 4-29 record over the previous four seasons, Bobby Bowden is hired as head coach and records his only losing season at FSU with a 5-6 mark.

### 1977

In one season, Bowden turns the program around with a 10-2 record, FSU's first-ever 10-win season. Under Bowden's direction, FSU won its first bowl game since 1964 with a 40-17 drumming of Texas Tech in the 1977 Tangerine Bowl.

### 1978

Bowden and Florida State received the program's first preseason national ranking at No. 17. He led the Seminoles to a second straight win over Florida, marking the first time in history FSU had recorded two straight wins over the Gators.

### 1979

Bowden led FSU to the Orange Bowl in its first ever New Year's Day bowl. Bowden recorded FSU's first ever unbeaten regular season and the highest AP ranking at No. 4 entering the postseason and coached FSU to a school-record 11 wins.

### 1980

Bowden's 1980 team was the first in program history to finish in the AP Top 5. When it's looked at how FSU became a national power, the 18-14 win at Nebraska always comes to mind as a landmark victory. He was named National Coach of the Year (Bobby Dodd).

### 1981

Bowden and Florida State gained notoriety with a schedule that lined FSU up in successive weeks on the road against Nebraska, Ohio State, Notre Dame, Pitt and LSU. The Seminoles went 3-2 in that stretch while Florida State's overall schedule was nicknamed "Murderer's Row" and "Octoberfest."

### 1982

For the second straight year, Bowden and the Seminoles faced the nation's toughest schedule according to the NCAA. Bowden reached into his bag of tricks for a 34-17 upset win at Ohio State.

### 1983

Bowden surpassed former head coach Bill Peterson as the all-time winningest coach at FSU. He was inducted into the Florida Sports Hall of Fame. The "War Chant" saw its birth and FSU sported its "mustard" uniforms for the first and only time.

### 1984

Greg Allen recorded Florida State's first 1,000 yard rushing season. Bowden continued his creative play calls as Jessie Hester scored on a 77-yard reverse as FSU stunned defending national champion Miami, 38-3, in the Orange Bowl.

### 1985

Bowden coached FSU to its ninth straight winning season, capped off by a 34-23 Gator Bowl victory over Oklahoma State. Perhaps FSU's biggest victory came in the second game when FSU traveled to No. 10 Nebraska and defeated the Cornhuskers 17-13, a game Bowden would later call "one of the biggest wins in FSU history."

### 1986

Bowden and FSU recorded a 56-14 pounding of South Carolina in FSU's first-ever appearance on ESPN. Bowden led FSU to a perfect 6-0 record at home and the most points scored in a game by FSU in history with a 76-14 win over Tulsa. He was inducted into the Alabama Sports Hall of Fame.

### 1987

Bowden missed his first national championship by one point when two Miami defenders knocked down a two-point conversion and FSU fell 26-25. FSU snapped a six-game losing streak to the Gators which marked Bowden's 100th victory at FSU.

### 1988

Bowden's preseason No. 1 ranked team fell at Miami breaking its streak of 11 opening day victories. The Seminoles would not lose again, winning 11 straight games. Bowden called one of his greatest trick plays, the Puntrookie, at Clemson. FSU drubbed Florida 52-17 for the Seminoles' largest victory margin over the Gators.

### 1989

After a loss to Clemson, FSU went on to win 10 straight and earn a Top 3 ranking for the third straight year. FSU played in a third straight New Year's Day bowl with a win over Nebraska in the Fiesta Bowl, extending its bowl unbeaten streak to eight.

### 1990

Bowden earned his 200th career victory when FSU beat LSU 42-3. The 1990 meeting with Florida marked the first time in the series that both teams were ranked in the Top 10 as No. 8 FSU defeated No. 6 UF 45-30. Bowden and FSU beat Joe Paterno's No. 7 Penn State Nittany Lions 24-17 in the Blockbuster Bowl.

### 1991

Bowden was named National Coach of the Year (Walter Camp) and led FSU to an 11-2 mark and fifth straight season of 10 or more wins. FSU was preseason No. 1 and stayed there 11 weeks before falling to Miami in Wide Right I. FSU defeated No. 3 Michigan 51-31, the most points ever allowed in the Big House.

## A CLOSER LOOK THE BOWDEN ERA

- Most Victories By An ACC Coach In A Career: 389 (2nd in NCAA All-Time; Due to sanctions against FSU, NCAA recognizes 377)
- Inducted Into the National Football Foundation and College Football Hall of Fame
- 31 Bowl Appearances in 34 Seasons at FSU
- 14 Consecutive Seasons with 10 or more wins
- 28 Consecutive Bowl Games (1982-2009)
- 11 Consecutive Bowl Game Victories (1985-95)
- 14 Straight Bowl Games Without a Loss (1982-95)
- 14 Straight Top 5 Finishes In The AP Poll (1987-2009)
- Coached Two Heisman Trophy Winners: Charlie Ward (1993) and Chris Weinke (2000)
- Most Victories (173) In the ACC
- Most Games Coached (227) In the ACC
- Most Conference Wins (118) In the ACC
- Best Winning Percentage, ACC games (.813)
- Twice As Many ACC Football Championships (12) Than Any Other Coach
- Opened Conference Play with 29 Straight Wins (1992-1995)
- Set or Tied 41 ACC Team Records
- Twice Named ACC Coach of the Year - 1993, 1997
- Most Consecutive ACC Championships Won or Shared (9)



### 1992

Bowden and FSU beat Duke in FSU's first game as a member of the ACC. FSU suffered Wide Right II at Miami and fans saw the birth of the "fast-break offense" in the comeback win at Georgia Tech. Marvin Jones became the first Seminole to capture two national awards. Bowden was named the 1992 Neyland Trophy Winner.

### 1993

Bowden brought home FSU's first national title with an 18-16 win over Nebraska in the Orange Bowl. Charlie Ward became FSU's first Heisman Trophy winner and won every award he was eligible for. Bowden was named ACC Coach of the Year and led FSU to 12 victories for the first time in school history.

### 1994

Bowden's squad set an NCAA record with the amazing 28 point fourth quarter comeback against Florida. He led the Seminoles to another ACC Title and Top 4 national ranking. Florida State would play Florida a second time in a game dubbed the Fifth Quarter in the French Quarter, as FSU won 23-17 in the Sugar Bowl.

### 1995

Florida State's streak of 29 straight ACC wins came to an end with a loss at Virginia. FSU still won the ACC Championship and the victory over Notre Dame in the Orange Bowl preserved its NCAA record 11th straight bowl win. Bowden earned career win No. 250 in his 20th year as Florida State's head coach.

### 1996

Bowden guided FSU to its second national championship game as FSU celebrated 50 years of Seminole football. Florida State fell in a rematch to Florida in the national championship. Bowden was honored as the 1996 National Coach of the Year (Home Depot). FSU finished the season ranked No. 3.

### 1997

Bowden and FSU went 11-1 for the second straight season, capped off by a win over Ohio State in the Sugar Bowl. Bowden recorded his 200th victory at FSU. He was named ACC Coach of the Year for the second time. FSU finished No. 3, keeping alive the streak of 11 straight seasons of Top 4 finishes in the AP poll.

### 1998

Bowden led FSU to its second national championship appearance in three years. FSU won another ACC Championship despite falling at NC State 24-7 in only the second ACC loss for the Seminoles since joining the league. FSU went 11-2 and with a Top 4 ranking (No. 3) and 10 or more wins for a 12th-straight season.

### 1999

Bowden led FSU to its first undefeated season as FSU became the first team in the history of college football to go wire-to-wire as the AP No. 1 ranked team. Bowden was named National Coach of the Year (Home Depot), a National Coach of the Decade Finalist (Home Depot) and his Seminoles were honored as the ESPN College Team of the Decade (any sport).

### 2000

FSU played in its third straight national championship game and fourth in five years. The 2000 season was the last of Bowden's streak of 14 straight AP Top 5 finishes and 14 straight seasons of 10 or more wins. The Seminoles finished the season 11-2, 8-0 in the ACC and a No. 5 ranking in the AP final poll.

### 2001

For the first time since joining the ACC in 1992, Bowden's Seminoles did not win the ACC championship but still went to their 11th straight New Year's Day bowl with an invitation to the Gator Bowl where FSU defeated Virginia Tech. With that win, Bowden tied Bear Bryant for second place on the all-time coaching wins list with 323.



## THE LEGEND RETURNS

On Oct. 26, 2013, Bowden returned to Doak Campbell Stadium for the first time since his final season in 2009. In what was coined "Bobby Bowden Day," the coaching legend was honored prior to Florida State's game against NC State, which was won 49-17 by the 'Noles. Bowden planted the spear once again and gave a thank you speech to the Garnet and Gold crowd, talking about his memories as FSU's cherished leader.



## BOWDEN IN BRONZE

Former head coach Bobby Bowden is bigger than life in front of the Moore Athletics Center at Florida State as a bronze statue of his likeness was unveiled in a ceremony on Sept. 24, 2004. The statue is one-and-a-half life-size of Bowden and was sculpted by Tallahassee artist Stanley Proctor. The artist also created a smaller piece of artwork, measuring just over 12 inches high, featuring Bowden and Doak Campbell Stadium.

### 2002

Florida State returned to the top of the ACC and the Seminoles played Georgia in the Sugar Bowl. FSU concluded the season ranked 21st in the final AP poll. During the season, Bowden recorded his 250th victory at Florida State and 325th victory of his career.

### 2003

Bowden led FSU back to another 10-win season and passed Joe Paterno as the all-time winningest major college football coach. The Seminoles captured the ACC title, its 10th in 12 years, and earned the BCS bid to the Orange Bowl, marking FSU's 22nd straight postseason trip and 13th consecutive January bowl game.

### 2004


Bowden coached FSU to its 23rd straight bowl and a No. 15 final ranking as he recorded FSU win No. 275 and career win No. 350 during the season. The field at Doak Campbell Stadium was named Bobby Bowden Field, a stained glass window depicting Bowden and a statue of his likeness were placed in front of the stadium.

### 2005

Bowden guided FSU to another ACC title in the inaugural ACC Championship game with a 27-22 win over Virginia Tech in Jacksonville which propelled FSU into the FedEx Orange Bowl against Penn State. The game was Bowden's 24th consecutive bowl, as he coached against Joe Paterno in an epic triple OT game.

### 2006

Bowden was inducted into the College Football Hall of Fame. The Seminoles made their longest road trip in school history, venturing 2,600 miles to San Francisco for the Emerald Bowl where they beat UCLA. The game marked FSU's 25th straight bowl appearance and the win extended Bowden's winning-season streak to 30.



### 2007

Bowden earned his 31st consecutive winning season with a 7-6 record and made a Music City Bowl appearance. Bowden reached another milestone in his decorated career when he earned his 300th win at Florida State in a 24-16 victory over Maryland.

### 2008

Bowden coached his 'Noles to a 9-3 record, No. 21 national ranking and a tie for 1st in the ACC Atlantic Division. FSU concluded the season with a win over Wisconsin in the Champs Sports Bowl and touted the nation's longest bowl streak at 27 straight. In FSU's win over Colorado in Jacksonville, Bowden recorded his 500th game as a head coach.

### 2009

On December 1st, Bowden announced that the bowl game would be his last as head coach of Florida State. He was carried off the field in his final game as his Seminoles defeated West Virginia, the school he coached prior to coming to FSU, in the Gator Bowl.

# FSU FOOTBALL TRADITION



## FSU Fight Song

While the "War Chant" has become familiar at FSU games, the **Florida State fight song still remains the definitive sound of Seminole sports.** FSU's band became the Marching Chiefs in 1950 and with that came the fight song. Tommy Wright, a member of the faculty in the School of Music, was perturbed that the Seminoles had been using "On Wisconsin" and the "Notre Dame Victory March" so he introduced the song in the Sewanee game, setting to music a poem by FSU Alumni Doug Alley.

## History of the Garnet and Gold

Florida State's school colors of **garnet and gold** date back to the Florida State College championship football teams of 1904 and 1905. In those championship seasons, FSC donned purple and gold uniforms. When Florida State College became Florida Female College in 1905, the football team was forced to attend the University of Florida. The following year the FFC student body selected crimson as the official school color of 1905. The administration in 1905 took crimson and combined it with the recognizable purple of the championship football teams to achieve the color garnet. The now-famous garnet and gold colors were first used on an FSU uniform against Stetson on Oct. 18, 1947.



## War Chant

Florida State's "war chant" appears to have **begun with a random occurrence** that took place during a 1984 game against Auburn. In the 1960s, the Marching Chiefs would chant the melody of a popular FSU cheer. In a sense, that chant was the long version of FSU's current "war chant." During a thrilling game with Auburn in 1984, the Marching Chiefs began to perform the dormant melody. Some students behind the band joined in and continued the "war chant" portion after the band had ceased. Most

agree the chant came from the fraternity section, but many spirited Seminole fans added the now-famous hand motion. The chant continued among the student body during the 1985 season, and by the 1986 season, it was a stadium-wide phenomenon. Of course, the Marching Chiefs refined the chant, plus put their own special brand of accompaniment to the "war chant," for the sound we hear today. Atlanta Braves fans took up their version of the song and chant when former FSU star Deion Sanders came to the plate as an outfielder. The Kansas City Chiefs first heard it when the Northwest Missouri State band, directed by 1969 FSU graduate Al Sergel, performed the chant while the players were warming up for a game against San Diego.

## Goal Posts Salute Peterson

The Bill Peterson era as head football coach at FSU was a time of **great offensive innovation** and of many firsts for the upstart Seminole program, including the first Seminole coach to beat the Gators at Florida Field, coaching the program's first All-American in Fred Biletnikoff and recruiting James Thomas, the first African American player to ever play football at FSU. A tradition of the Peterson era was to enter the field through the goal posts. As a tribute to the players and coaches of the Peterson era and their many firsts, "H" style goal posts were added to the field at Doak Campbell Stadium prior to the 2002 season and will forever be referred to as "Pete's Posts."

## Tomahawks Can Be Won and Lost

Florida State's coaching staff and academic staff award **tomahawks** to individual players for great plays or contributions on the field and in the classroom. Players may get a tomahawk for a crucial play, a touchdown, a saving tackle or various other achievements on the field. In 1997 the Seminoles began receiving tomahawks for outstanding academic achievements as well. They look identical except the word academics runs down the handle of the tomahawk. What many fans do not know is that Florida State players can actually lose tomahawks as well. Poor performance on the field or in the classroom can cause a player to be stripped of the coveted decals.

## SPECIAL LANDMARKS

### "Unconquered"

Dedicated on Oct. 10, 2003, Fritz White's **bronze statue "Unconquered"** was designed to capture the indomitable spirit of the Seminole people and those who have adopted that spirit as a symbol for their university. The massive structure, including its granite-covered pedestal base, stands approximately 31 feet in the air and depicts a spear-brandishing Seminole astride a rearing horse. At sunset the night before each home game, the spear is ignited and burns until sunrise on the morning after the game. George Langford's endowment of the project for up to \$1 million helped make the statue a reality. Fifty-one artists were then considered before White eventually saw the statue dedicated 10 years after the concept was inspired by attorney and FSU graduate Stephen Reilly's trip to South Bend, Ind. for an FSU football game.



### Sportsmanship Statue

Between Gates B and C of Doak Campbell Stadium stands the one ton, **15-foot tall Sportsmanship Statue** given in honor of Pappy Strum by his daughter Margaret Strum Allesee, who is an FSU graduate and former Seminole cheerleader. The enduring symbol of the most important aspect of athletic competition was sculpted by FSU alumnus and accomplished artist Edward Jonas.



### Three Different Helmets to One

For one season in 1962 the Florida State Seminoles **took the field with three different helmets.** Coach Bill Peterson's three-team system featured the two-way Chiefs, the defensive Renegades and the offensive Warriors with each group wearing a different helmet. By 1963 the Seminoles were back to just one helmet, an all-gold version which once again lasted just one season as the word "State" was added in 1964.



**PRIMARY IDENTITY—THE SEMINOLE LOGO**

The Seminole logo is indisputably iconic and unique to Florida State Athletics. It signals a consistent foundation—honoring the brand equity that has been built across decades of competition while creating distinction and reinforcing the brand for the next generation. The mark is strong, youthful and bold paying off the true attributes of a Seminole Warrior. It purposefully incorporates the Florida State color palette, and with the head held high it expresses our position with purpose and conviction.

The Seminole logo is the primary representation of the brand and is used as the main identifying device for athletics. Reinforcement of the primary identity will build equity in Florida State Athletics. In primary or secondary colors, the Seminole logo works well across all media. With a flexible approach to palettes and logo staging, the Seminole logo now comes alive with renewed spark and energy.

**FSU LOGO**

The FSU Logo is a stylistic ligature. At the origin of typographical ligatures is the simple running together of letters in manuscripts. In writing and typography, a typographic ligature occurs where two or more letters are joined as a single glyph.

The FSU Logo was created from the custom unconquered alphabet. It works closely in support of the primary identity to represent Seminole Athletics. This type-based mark gives the identity flexibility while staying consistent with the main look and feel.

**VISION**

As Florida State University leads and embraces the future — entering new markets, connecting with new students, faculty and staff, and expanding its presence —it is essential that the Florida State Athletics brand grows with the university. The objective of this exercise is to make sure that the brand is consistent across all applications and captures new audiences in an authentic and meaningful way. The Seminole Tribe of Florida was consulted through the brand development process and approved all modifications of these beloved symbols.

**THE FLORIDA STATE UNIVERSITY ATHLETICS BRAND**

What are the elements that make up our Brand Identity? The words you choose. The type you use. The colors, graphics, and imagery you display. A unique and iconic primary logo. The way you position and apply the primary logo. These are the key building blocks that help tell the Florida State story and shape people’s perception of Florida State University.

Perfection is in the details. Underlying all Florida State brand expressions is a detailed, well-ordered system of visual assets. This unified system defines the Florida State experience.


**EVOLUTION NOT REVOLUTION**

At first glance, the new Florida State Brand Identity System may look revolutionary. It’s bold and intriguing. It’s designed to serve as an evolution of an already iconic identity and position the brand for the future.

**BRAND ATTRIBUTES**

Brand Attributes are a set of characteristics that represent the essence of the Florida State brand. These attributes identify personality traits and serve as a filter for all of the components of the identity system. When you experience the Florida State brand, we want you to be reminded of:

- RESPECT | INTEGRITY | STRENGTH | PRIDE
- CHARACTER | FIGHT | PASSION | LEADERSHIP
- FAMILY | TRADITION



**SEMINOLE SPEAR**

Perhaps the most spectacular tradition in all of college football occurs in Doak Campbell Stadium when a student portraying the famous Seminole leader, Osceola, charges down the field riding an Appaloosa horse named Renegade and plants a flaming spear at midfield to begin every home game. Together, Osceola and Renegade highlight a pre-game ritual, considered to be one of the most popular in the nation.

Florida State’s trademark helmet with the Seminole spear is well known throughout all of college football. This design was first introduced during Bobby Bowden’s first year as head coach in 1976. Prior to that season, FSU had used a variety of different helmets ranging from gold with a garnet FSU, solid gold with garnet and white striping, an image of the state of Florida with STATE running down it, and various others. The refined spear now reflects the same visual language as the other elements of the identity system.



**SEMINOLE PATTERN**

In the early 1900s, a new decorative technique was developed by Seminole women, now commonly known as patchwork. Early patterns included blocks and bars of alternating color with occasional sawtooth designs that were sewn directly into garments. Patchwork was rapidly adopted as a standard means of embellishing the Seminoles’ traditionally vibrant clothing. These authentic and meaningful patterns live on through today’s Seminole natives, and are now an official element of the performance apparel palette for Florida State Athletics.

FSU and Nike were determined to incorporate meaningful symbolism into their uniforms and designers included Seminole lore in each element. The Seminole symbols for Arrow, Man on Horse and Fire (top to bottom, repeating) were the inspiration for this unique pattern.

# ACC

## THE TRADITION OF EXCELLENCE

Consistency. It is the mark of true excellence in any endeavor.

In today's intercollegiate athletics, competition is so balanced and so competitive that it is virtually impossible to maintain a high level of consistency. Yet the Atlantic Coast Conference has defied the odds.

Established in 1953, the ACC has long enjoyed the reputation as one of the strongest and most competitive intercollegiate conferences in the nation. And that is not mere conjecture, the numbers support it.

Through 70 years of competition, ACC schools have captured 182 NCAA team championships, including 92 in women's competition, 85 in men's sports and five in fencing. In addition, NCAA individual titles have gone to ACC student-athletes 204 times in men's competition and 201 times in women's action.

Since 2015, the ACC has won a combined seven national championships in football, men's basketball, women's basketball and baseball. The ACC is the only conference to win each of those four titles over that stretch.

## THE CHAMPIONSHIPS

The ACC conducts championship competitions in all 27 sports – 13 for men and 14 for women.

The first ACC championship was held in swimming at North Carolina State University on February 25, 1954.

The 13 sports for men include football, cross country, soccer, basketball, fencing, swimming & diving, indoor and outdoor track & field, wrestling, baseball, tennis, and golf and lacrosse. Women's sports were initiated in 1977 with the first championship meet held in tennis October 6-8 at Wake Forest University. Championships for women are currently conducted in cross country, field hockey, soccer, basketball, fencing, swimming & diving, indoor and outdoor track & field, tennis, golf, lacrosse, softball and rowing, with volleyball deciding its champion by regular-season play. Men's lacrosse also determines its champion via regular-season competition.

The ACC's sports sponsorship is slated to grow to 28 (15 women, 13 men) with the addition of women's gymnastics in 2023-24. No Autonomy Five conference sponsors more than 28 sports. The soon-to-be 15 women's sports will be the most of any peer conference.

## 2022-23 YEAR IN REVIEW

The conference completed championship competition in all 27 sports with 14 different schools claiming at least one conference crown. The ACC led all conferences in 2022-23 with nine NCAA titles in sports it directly sponsored, and ACC student-athletes accounted for 28 individual national championships. The ACC has averaged more than four national team titles per year over the past quarter-century (113 in 26 years) and has won multiple NCAA titles in 39 of the past 42 years.

The ACC's nine national team titles in 2022-23 eclipsed the previous league record of seven first set in 2009-10 and matched in 2021-22.

Academically, the member institutions of the ACC again led the way among Power 5 conferences in the "Best Colleges" rankings released by US News & World Report. ACC member institutions combined for an average rank of 54.5, marking the 16th straight year that the ACC led all Power 5 conferences.

## 2022-23 NATIONAL CHAMPIONSHIPS

Women's Cross Country	NC State
Field Hockey	North Carolina
Men's Soccer	Syracuse
Women's Swimming and Diving	Virginia
Fencing	Notre Dame
Men's Tennis	Virginia
Women's Tennis	North Carolina
Women's Golf	Wake Forest
Men's Lacrosse	Notre Dame

## ACC HISTORY

The Atlantic Coast Conference was founded on May 8, 1953, at the Sedgefield Inn near Greensboro, North Carolina with seven charter members – Clemson, Duke, Maryland, North Carolina, North Carolina State, South Carolina and Wake Forest – drawing up the conference by-laws.

The withdrawal of seven schools from the Southern Conference came early on the morning of May 8, 1953, during the Southern Conference's annual spring meeting. On June 14, 1953, the seven members met in Raleigh, North Carolina, where a set of bylaws was adopted, and the name became officially the Atlantic Coast Conference.

Suggestions from fans for the name of the new conference appeared in the region's newspapers prior to the meeting in Raleigh. Some of the names suggested were Dixie, Mid-South, Mid-Atlantic, East Coast, Seaboard, Colonial, Tobacco, Blue-Gray, Piedmont, Southern Seven and the Shoreline.

Duke's Eddie Cameron recommended that the name of the conference be the Atlantic Coast Conference, and the motion was passed unanimously. The meeting concluded with each member institution assessed \$200.00 to pay for conference expenses.

On December 4, 1953, conference officials met again at Sedgefield and officially admitted Virginia as the league's eighth member. The first withdrawal of a school from the ACC came on June 30, 1971, when South Carolina tendered its resignation. The ACC operated with seven members until April 3, 1978, when Georgia Tech was admitted. The Atlanta school had withdrawn from the Southeastern Conference in January of 1964.

The ACC expanded to nine members on July 1, 1991, with the addition of Florida State.

The conference expanded to 11 members on July 1, 2004, with the addition of Miami and Virginia Tech. On October 17, 2003, Boston College accepted an invitation to become the league's 12th member starting July 1, 2005.

The ACC added its 13th and 14th members on Sept. 18, 2011, when Pittsburgh and Syracuse accepted invitations to join the conference. The two schools officially joined the ACC on July 1, 2013. Notre Dame also officially joined the ACC on July 1, 2013, after announcing on Sept. 12, 2012 its intention to enter the league for competition in all sports but football, bringing the membership of the conference to 15. The Fighting Irish will play five games with ACC schools each year.

On July 1, 2014, Louisville entered the ACC on the same day Maryland withdrew, keeping the conference's membership at 15 institutions.



BOSTON COLLEGE



CLEMSON



DUKE



FLORIDA STATE



GEORGIA TECH




LOUISVILLE



MIAMI



NORTH CAROLINA



NC STATE



NOTRE DAME



PITTSBURGH



SYRACUSE



VIRGINIA



VIRGINIA TECH



WAKE FOREST

# THE SEMINOLE TRIBE OF FLORIDA THE UNCONQUERED PEOPLE

By Barry Ray, FSU Office of News and Public Affairs

As a people, few have prevailed over more trying circumstances than the Seminole Indians of Florida. Over the course of almost two centuries, Florida's Seminoles endured three wars with the U.S. government, resisted numerous efforts to relocate them to federal reservations in the West, and ultimately made their home in one of the world's most inhospitable environments, the Florida Everglades. That they have not only survived, but thrived — all the while maintaining their fierce independence and rich culture — is a tribute to their courage and perseverance. This is their story.

Long before European explorers ever visited the area now known as Florida, native peoples had been living here for thousands of years. In fact, as many as 100,000 members of four Indian nations — the Apalachee, the Tequesta, the Timucua and the Calusa — were living in highly organized settlements throughout the peninsula when the Spanish first arrived in 1513.

The native peoples' lack of resistance to smallpox, yellow fever and other "European" diseases, as well as later slaving raids from the English colonies of Georgia and South Carolina, eventually decimated their numbers. By the mid-18th century, the Indian nations of Florida had ceased to exist.

In their place, groups of Indians from a confederation of tribes collectively referred to as the Lower Creeks began moving into Florida from Alabama and Georgia. They had been pushed out of their former homes by the encroachment of white settlers, as well as by conflicts with other tribes. It was around this time that the name "Seminoles" first appeared; there are several possible explanations as to its origins.

When the first English speakers began arriving in Florida in 1763, they found many Creeks living as *yat'siminoli*, or "free people," across the northern part of the Florida peninsula. ("*Yat'siminoli*" was a term used in the *Mikisúki*, or *Miccosukee*, language, which still is spoken today.) The settlers may have simply ignored the Indians' separate tribal affiliations and called them all *Seminolies*, or *Seminoles*.

Others believe that the Seminole name comes from the Spanish word *cimarron*, meaning "wild men" or "unconquered." The Indians may have been given this name because they had escaped from slavery in the English-controlled colonies to the north.

With the end of the American Revolutionary War in 1784, English-speaking settlers began moving southward in ever greater numbers, buying or seizing land from the native inhabitants. By 1813, some of the Creek tribes in Alabama rose up against the white settlers and the Indian tribes that supported them. This conflict, known as the Creek War of 1813-14, proved disastrous to all of the tribes. U.S. troops led by Gen. Andrew Jackson crushed the uprising and forced a treaty on the Creeks that took more than 2 million acres of land from them. Several thousand Creek warriors and their families migrated south into Spanish Florida, where they and the Seminoles increased their resistance to white settlement.

In 1814, such conflicts escalated into the first of three Seminole wars. Over the next four years, Jackson illegally entered Spanish Florida numerous times to burn Seminole villages and kill resistance leaders.

With the end of the First Seminole War in 1818, many Indians moved further into Florida. By 1820, the year before Spanish Florida became a U.S. territory, there were at least 5,000 Seminoles, Creeks and *Mikisúki* people living here. However, a series of federal treaties failed to protect their rights and, in 1835, war broke out again.

The Second Seminole War (1835-42) proved to be the longest, most costly, and the last of the U.S. wars of Indian removal fought east of the Mississippi River. It also would be the first guerilla-style war faced by U.S. troops. Led by the fierce warrior Osceola, the Seminoles were aided by runaway slaves, who received protection from their allies in return for a portion of the agricultural staples that they grew. These so-called "Black Seminoles" also had a reputation as fierce fighters, and were equally determined to preserve their freedom.

## THE SYMBOL: SEMINOLES

Florida State would play two games in 1947 before students demanded the school acquire a symbol. While details conflict, most believe the account of a poll of the student body is accurate. The Florida Flambeau reported that Seminoles had won by 110 votes over Statesmen. The rest of the top contenders (in order) were Rebels, Tarpons, Fighting Warriors and Crackers.

In the 1950s, a pair of students dressed in Native American costumes and joined the cheerleaders on the field which eventually evolved into the majestic symbol of Osceola and Renegade that FSU now enjoys. Today, the Seminole Tribe of Florida participates in many campus activities.



Florida State University is proud of its longstanding cooperative relationship with the Seminole Tribe. The Seminole people have suffered many hardships and injustices, but they have remained brave, dignified and proud. The Seminoles are unconquered. They symbolize what we hope will be the traits of all of our graduates, including our student-athletes.

The fighting ended in a stalemate in 1842, and an uneasy peace lasted for 14 years. In 1856, however, Seminole leader Billy Bowlegs and his followers were provoked by U.S. soldiers. They retaliated, and the ensuing series of skirmishes became known as the Third Seminole War (1856-58).

When U.S. troops once more withdrew — again with no treaty or victory — the Seminole Wars finally ended. All told, more than 3,000 Seminoles had been forcibly removed from Florida to the Western territories of Arkansas and Oklahoma. As few as 300 remained in Florida, and they took refuge within the dense swamps of the Everglades. However, their place in history was assured as the only American Indian tribe never to have signed a peace treaty with the U.S. government.

From the 1920s onward, as the development boom exploded in South Florida, the Seminoles lost more and more of their hunting lands to tourists and settlers. They became agricultural workers in the vegetable fields of South Florida, and also ran tourist attractions, wearing their colorful patchwork clothing, producing souvenirs and wrestling alligators.

On Aug. 21, 1957, the Seminole Tribe of Florida was established through a majority vote of Florida's Seminole Indians. This vote gave the Seminoles federal recognition as a self-governing tribe with a constitutional form of government. The Seminole Tribe of Florida now has almost 3,000 members living on five reservations across the peninsula at Hollywood, Big Cypress, Brighton, Immokalee and Tampa.

The Seminoles work hard to be economically independent. Tourism and gaming profits pay for infrastructure and schools on their reservations, while citrus groves, cattle agriculture, aircraft production, tobacco sales, land leases and aquaculture are other significant sources of revenue.

Having persevered through two centuries of adversity, the Seminole Indians of Florida have earned the right to call themselves "the unconquered people." Their indomitable spirit is one that Florida State University proudly seeks to emulate in all of its endeavors.





**3** national championships

**3** heisman trophy winners

**294** NFL draft picks

**46** 1st round draft picks

**45** consensus all-americans (10th most all-time)

**5** pro football hall of famers

**112** 1st team all-americans

**10** college football hall of famers

**15** ACC CHAMPIONSHIPS

**74.0** winning percentage since 1976 (4th highest in the nation)

# FLORIDA STATE FOOTBALL





LOUISIANA STATE

**LSU**

**9.03**

SOUTHERN MISS



**9.09**

BOSTON COLLEGE



**9.16**

CLEMSON



**9.23**

VIRGINIA TECH



**10.07**

SYRACUSE



**10.14**

DUKE



**10.21**

WAKE FOREST



**10.28**

PITTSBURGH



**11.04**

MIAMI



**11.11**

NORTH ALABAMA



**11.18**

FLORIDA



**11.25**